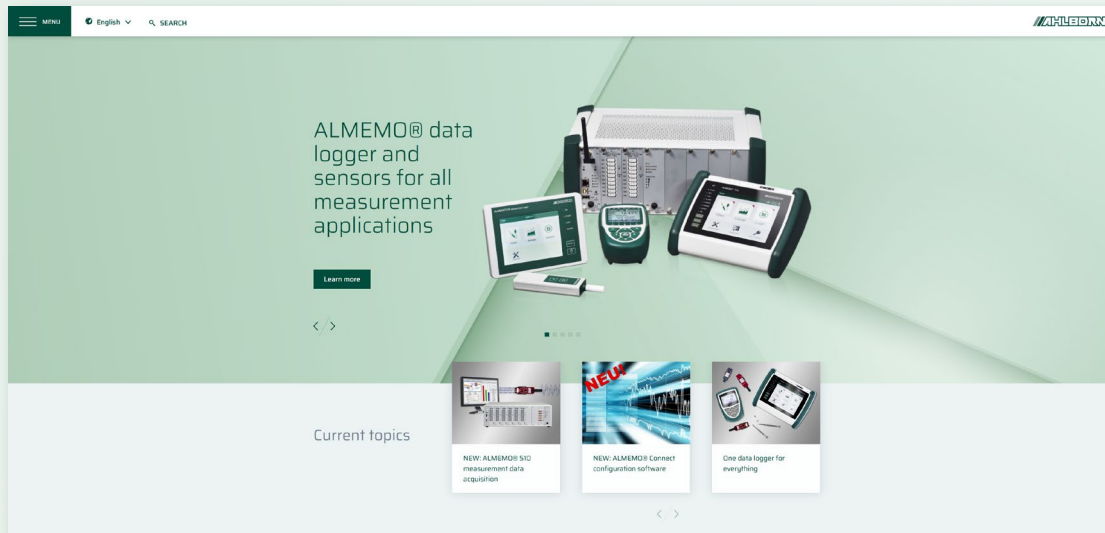


# PRODUCT CATALOG

Measuring instruments  
and sensors

2026





**Please refer to our Internet site**  
**[www.ahlborn.com](http://www.ahlborn.com)**

The quick and easy way  
to access even more information:

- News
- Trade fairs
- Online services
- Downloads
- Applications
- FAQ

and much more besides ....



**Ahlborn - always close at hand. In more than 40 countries!**





## **01** ALMEMO® Measuring Instruments

**Reference Measuring Instruments**

## **02** ALMEMO® Input connectors

## **03** Output modules

## **04** Network technology

## **05** General accessories

## **06** Software



**Temperature Sensors 07**

**Infrared measuring technology**

**Air humidity Sensors 08**

**Air flow Sensors 09**

**Pressure Sensors 10**

**Sensors for force, displacement, vibration, speed and flow**

**Sensors for Electrical variables 11**

**Sensors for Meteorology and Room air conditions 12**

**Sensors for Building physics and Moisture in materials 13**

**Sensors for Optical radiation 14**

**Sensors for Water analysis 15**

**Sensors for Gas concentrations in the air 16**

**Calibration certificates 17**

# Table of contents

## 01 Measuring instruments

---

The ALMEMO® system .....	14
Input connectors .....	15
General technical specifications .....	16
Measuring ranges .....	17
Compact ALMEMO® measuring instrument ALMEMO® 2450-1L .....	19
Basic measuring instrument ALMEMO® 2490A .....	20
Data logger ALMEMO® 2470 (Professional measuring instrument) .....	22
Data logger ALMEMO® 2590-2A (Professional measuring instrument) .....	25
Data logger ALMEMO® 2690-8A (Precision measuring instrument) .....	27
Data logger ALMEMO® 2890-9 (Precision measuring instrument) .....	29
Data logger ALMEMO® 202-S and ALMEMO® 204 V7 (Professional measuring instrument) .....	31
Data logger ALMEMO® 104 V7 (Precision measuring instrument) .....	34
Data logger ALMEMO® 710 V7 (Precision measuring instrument) .....	37
<b>NEW:</b> Data logger ALMEMO® 510 V7 (Precision measuring instrument) ..	40
Data logger ALMEMO® 809 V7 (Precision measuring instrument) .....	43
Data logger ALMEMO® 5690 (Precision measuring instrument) .....	45
Data logger ALMEMO® 8590/8690 (Precision measuring instrument) .....	59
Universal ALMEMO® transmitter 2490 .....	61
Data logger ALMEMO® 4390 (Precision measuring instrument) .....	63

## Reference measuring instruments

Reference measuring instrument for temperature ALMEMO® 1020-2 X6 ...	64
Reference measuring instrument for temperature ALMEMO® 1030-2 X6 ...	66
Reference measuring instrument for temperature ALMEMO® 1033-2 X6 ...	68
Reference measuring instrument for humidity ALMEMO® 1036-2 X6 .....	70
Reference measuring instrument for temperature and humidity ALMEMO® 8036-9 X6 .....	72

For detailed explanations of the ALMEMO® measurement technology visit:  
[www.ahlborn.com](http://www.ahlborn.com) > Menu > Products > Basics



## 02 Input connectors

Digital ALMEMO® D7 measuring connector for thermocouple .....	75
Connector for thermocouple .....	76
Digital ALMEMO® D7 measuring connector for Pt100 / Pt1000 .....	78
Digital ALMEMO® D6 measuring connector for Pt100 .....	79
Digital ALMEMO® D7 Precision measuring connector for Pt100 .....	80
Connector for Pt100 .....	82
Digital ALMEMO® D6 measuring connector for NTC .....	83
Connector for NTC .....	84
Digital ALMEMO® D7 measuring connector for potentiometric .....	85
Connector for potentiometric .....	86
Digital ALMEMO® D7 measuring connector for bridge .....	87
Connector for bridge .....	88
Digital ALMEMO® D7 measuring connector for DC .....	89
Connector for DC .....	91
Digital ALMEMO® measuring module for DC .....	94
Adapter Cables for AC .....	96
Digital ALMEMO® measuring module for AC .....	97
Adapter Cables for Frequency / Pulse / Rotational Speed .....	99
Adapter Cable for Digital Input Signals .....	99
Universal Adapter Cables with Free Ends .....	100
MU Connector for ALMEMO® Plug-In Boards .....	100
Connector Adapter Cable, Digital Input of Third Party Device to ALMEMO® Device .....	101

## 03 Output modules

ALMEMO® trigger cable ZA1006ET/ZA1006EK2 .....	102
ALMEMO® trigger / relay cable V6 Type ZA1006EKG/ETG .....	102
ALMEMO® relay cable, V6, ZA 1006 GK and electrical socket relay adapter ZB2280RA .....	103
ALMEMO® analog output cable ZA1601RK .....	103
ALMEMO® relay trigger adapter, analog ZA8006-RTA3 .....	105
ALMEMO® trigger output interface ES5690-RTA5 .....	106
ALMEMO® trigger output interface ES500-RTA6 .....	107

# Table of contents

## 04 Network technology

---

ALMEMO® network connections overview .....	108
ALMEMO® PC connection using USB data cable ZA 1919 DKU .....	110
ALMEMO® PC connection using Ethernet data cable ZA1945-DK .....	110
Data cable for digital ALMEMO® D6 / D7 probe .....	110
Wireless network with ALMEMO® WLAN module ZA 1739-WL.....	111
ALMEMO® Network Interface Cables .....	113
ALMEMO® Network Interface Cables with Fiber Optics .....	113
Wireless data connections with ALMEMO® radio modules ZA 1739-Bx.....	114
Wireless measuring instrument ALMEMO® 2790 with integrated radio module .....	116
Mobile communications modem ZA 1709 GPRS .....	117
Mobile router GPRS/UMTS/LTE.....	118
Mobile Internet and Cloud with ALMEMO® measurement technology .....	119

## 05 Accessories

---

ALMEMO® memory connector with micro-SD ZA 1904 SD.....	121
Extension cable.....	122
Accessories for measuring instruments .....	125
Rechargeable Batteries .....	125
Mains Adapter, Power Supply Cables .....	126
Carry cases, Rack case .....	127

## 06 Software

---

<b>NEW:</b> ALMEMO® Connect.....	128
AMR WinControl the software for all ALMEMO® instruments.....	129
RMT WinControl software for evaluating, monitoring, networking.....	142
WinControl Client OCX and Simple ASCII Server .....	143
ALMEMO® View.....	144

For detailed explanations of the ALMEMO® measurement technology visit:  
[www.ahlborn.com](http://www.ahlborn.com) > Menu > Products > Basics



## 07 Temperature

Temperature Sensors and accuracy, Types and Fields of Application .....	145
Sheathed sensors .....	147
Accessories for Sheathed sensors .....	150
Low-cost universal sensors .....	151
NiCr-Ni sensors in various designs .....	152
Temperature sensors for surface measurement.....	153
Temperature sensors for immersion measurement.....	157
Thermowires and compensation lines .....	159
Connectors for thermocouples .....	161
Pt100 temperature sensors for special applications.....	162
Digital precision resistance sensor Pt100 .....	163
Pt100 sensors and NTC sensors in various designs.....	164
Plug-in laboratory sensor .....	168
Pt100 cable sensors.....	169
Pt100 glass thermometer with immersion depths as per ASTM.....	170
Insertable sensor.....	171

### Infrared measuring technology

Digital infra-red sensor for measuring surface temperature .....	174
Compact infra-red probe head AMiR FIA 844 .....	176
Infra-red transmitter for measuring surface temperature.....	178
Infrared Measuring Heads in Two-Wire Design AMiR 7834 .....	180

## 08 Air humidity

Calibrating climatic chambers .....	186
Digital sensor for temperature, humidity and atm. pressure FHAD 46-Cx .....	190
Digital sensor for temperature, humidity and atm. pressure FHAD 46-C4xAx .....	191
Digital sensor for temperature, humidity and atm. pressure FHAD 46-C2 .....	192
High-precision sensor for temperature, humidity, atm. pressure FHAD 36 Rx .....	193
Capacitive humidity sensor FHA 646 R, miniature sensor .....	197
Digital sensor for measuring temperature and humidity FHAD 46-C7 compact screw fit sensor .....	198
Digital sensor for dew point, air humidity, temperature FHAD 46-DTC2 ...	199
Digital psychrometer, FPAD 36-3 .....	200
Digital psychrometers, FNAD 46 .....	202
Digital temperature / humidity transmitter MH8D46 .....	203

# Table of contents

## 09 Air flow

---

Digital precision vane anemometer FVAD 15 .....	205
Digital precision vane anemometer mini .....	206
Digital precision vane anemometer micro .....	206
Digital precision vane anemometer macro .....	207
Digital vane anemometer for special applications .....	208
Differential pressure and Pitot tube measurement Measuring connector .....	211
Pitot Tubes for Differential Pressure Sensors FDA602 .....	212
Digital thermoanemometer FVAD 35 THx .....	213
Digital thermo-anemometer omnidirectional FVAD 05-TOKx .....	214

## 10 Pressure

---

Pressure Transducer FDA602L .....	215
High-precision pressure sensor FDAD33/35M .....	216
Pressure transducer for measuring the temperature of refrigerants, absolute pressure FDA602LxAK .....	218
Differential pressure transmitter FDA602D .....	219
Digital atmospheric pressure sensor FDAD 12 SA, for barometric pressure .....	220
Pressure measuring connector for barometric pressure FDA 612 SA .....	220
Pressure measuring connector for differential pressure FDA 612 Sxx .....	221
Digital sensor for differential pressure FDAD12P with ALMEMO® D6 connector .....	222

## Force, Displacement, Vibration, Speed, Flow

Tension and Compression Sensor K25 .....	224
Compression Sensor K22 and K1613 .....	225
ALMEMO® input connector for measuring bridges .....	226
Displacement Sensor, Potentiometric FWA xxx T .....	227
Displacement Tracer, Potentiometric FWA xxx TR .....	228
Sensors for vibration acceleration, vibration velocity, vibration displacement FSA 084-xx .....	229
Rotational Speed Sensor FUA 919-3 .....	231
Axial turbine flowmeter for liquids FVA 915 VTH .....	232
Axial turbine flowmeter for liquids FVA 915 VTH25 .....	233
Flow sensors for liquids FVA 645 GVx .....	234

For detailed explanations of the ALMEMO® measurement technology visit:  
[www.ahlborn.com](http://www.ahlborn.com) > Menu > Products > Basics

## 11 Electrical variables

Split-core type transformer for AC currents Chauvin Arnoux types Mini 09, MN 88, Y4N .....	235
Digital D6 measuring module for DC .....	237
Fast digital D7 measuring module for DC .....	239
Digital D6 measuring module for AC .....	241
Fast digital D7 measuring module for AC .....	243

## 12 Meteorology and Room air conditions

Compact meteorological transducer FMD760 .....	245
Mobile weather station .....	248
Wind direction sensor FVA 614 .....	251
Wind velocity sensor FVA 615 .....	252
Global radiation probe head FLA 633 GS .....	253
Radiation probe head FLA 633 VLM .....	253
UVA radiation probe head FLA 633 UVA .....	254
UVB radiation probe head FLA 633 UVB .....	254
Digital measuring head for erythema effective UV radiation .....	255
Star pyranometer FLA 628S .....	257
Digital sensor for temperature, humidity, atmospheric pressure in protective all-weather housing .....	258
Comfort index measurement in the workplace .....	260
Digital carbon dioxide sensor for assessing the indoor air quality .....	261
WBGT measurement for evaluating heat-exposed workplaces .....	263
Sound Level Meter MA 86193 .....	264

## 13 Building physics and Moisture in materials

Measuring thermal transmittance (U) and heat flow .....	265
Heat Flow Plates .....	266
Digital heat flow plate .....	267
<b>NEW:</b> Heat flow plates for special applications .....	268
Digital sensors for humidity, temperature, dew point .....	270
Moisture in materials .....	270
Moisture Sensor FHA 696 MF .....	271
Wood moisture probe Hand-held probe for mobile test measurements ....	271
Moisture content sensor - for wood for stationary measuring operations FHA696MFS1 .....	272
Moisture content sensor - for wood for stationary measuring operations FHA636MFS1 .....	273
Moisture content sensor - for wood for stationary measuring operations FHA 636-MF10 .....	274
Sensor for measuring the moisture content in granulated materials .....	275
Water Detection Probe FHA 936 WD .....	276
Tensiometer FDA 602 TM3 for measurement of soil moisture .....	277

For detailed explanations of the ALMEMO® measurement technology visit:  
[www.ahlborn.com](http://www.ahlborn.com) > Menu > Products > Basics

# Table of contents

## 14 Optical radiation

---

Digital measuring head for illuminance FLAD 03-VL1 .....	278
Radiation probe FLA 623 x .....	279
Probe for measuring illuminance FLA 623 VL .....	279
Probe for UVA radiation FLA 623 UVA .....	280
Probe for UVB radiation FLA 623 UVB .....	280
Probe for UVC radiation FLA 623 UVC .....	280
Probe for global radiation FLA 623 GS .....	281
Probe for infra-red radiation FLA 623 IR .....	281
Probe for quantum radiation FLA 623 PS .....	281
Lux probe head for illuminance FLA 613 VLK .....	282
UVA probe head spherical characteristic FLA 613U VAK .....	282
Digital measuring head for erythema effective UV radiation .....	283
Digital sensor for color temperature and illuminance .....	285
Luminance Probe Head FLA 603 LDM2 .....	287
Light Flux Probe Head FLA 603 LSM4 .....	287

## 15 Water analysis

---

pH one-bar measuring chains FY 96 PHEK, FY 96 PHER, FY 96 PHEN ...	288
pH insertion electrode FY96PHMEE1, FY96PHMEE2 .....	289
Redox one-bar measuring chains FY 96 RXEK .....	289
ALMEMO® connecting cable for pH and redox probes .....	290
Digital connection cable for pH and redox probes .....	291
Conductivity probes FYA 641 LFP1 / LFL1 .....	292
Conductivity probes FYA 641 LFP2 / LFL2, FYA 641 LFP3 .....	293
Digital probe for measuring conductivity FYD 741 LFE01 .....	295
<b>NEW:</b> Digital probe for measuring conductivity FYD 741 LFE02 .....	295
Digital probe for measuring conductivity FYD 741 LFP .....	296
Oxygen Sensor FYA640O2 .....	297

For detailed explanations of the ALMEMO® measurement technology visit:  
[www.ahlborn.com](http://www.ahlborn.com) > Menu > Products > Basics



## 16 Gas concentrations

---

Digital carbon dioxide sensor FYAD 00 CO2.....	298
Digital carbon dioxide sensor FYAD 00-VCO2B200.....	299
Carbon Monoxide Probe ADOS 592 TOX .....	300
Oxygen probe FYA 600 O2.....	300
Gas probes for various gases ADOS 592 TOX .....	301

## 17 Calibration certificates

---

Test instrument Simulator Type KA 7531.....	302
Adjustment Set for ALMEMO® Devices .....	304
Calibration certificates for:	
Temperature .....	305
Infrared Temperature Measurement.....	306
Meteorological transducers FMD7 60 .....	306
Relative Air Humidity for Capacitive Humidity Sensors and Psychrometers .....	307
Relative Air Humidity at Temp 95 °C .....	307
Dew Point .....	307
Pressure .....	308
Air Flow .....	309
Flow measurement for liquids .....	309
Gas Concentration .....	309
Conductivity .....	310
Measurable Variables for Optical Radiation .....	310
Optical Speed Sensors.....	310
Force .....	311
Electrical calibration for all ALMEMO® measuring devices with interface..	311
Electrical calibration of measuring and display devices .....	311

# 01 ALMEMO® Measuring Instruments

## ALMEMO® measuring instruments, overview

	Measuring inputs	Expansions	Display	Graphics display	Data logger function	Integrated memory	Interface / outputs	Precision class	Measuring rate (mops) max.	Measuring ranges	Multi-point adjustment	Portable device	Desktop device	Fitted device	Catalog page
<b>Compact measuring instrument</b>															
ALMEMO® 2450-1L	1		✓					C	2.5	35		✓			19
<b>Basic measuring instrument</b>															
ALMEMO® 2490-1A	1		✓				✓	B	10	65		✓			20
ALMEMO® 2490-2A	2		✓				✓	B	10	65		✓			20
<b>Professional measuring instrument</b>															
ALMEMO® 202-S V7	2			✓	✓		✓		1000		opt.	✓			31
ALMEMO® 204 V7	4			✓	✓	✓	✓		1000		opt.	✓			31
ALMEMO® 2470-1S/-SCRH	1	✓			✓	✓	A	10	65		✓				23
ALMEMO® 2470-2S	2		✓		✓	✓	✓	A	10	65		✓			24
ALMEMO® 2470-2	2		✓				✓	A	10	65		✓			24
ALMEMO® 2590-2A	2			✓	✓		✓	A	10	65		✓			25
<b>Precision measuring instrument</b>															
ALMEMO® 104 V7	4			✓	✓	✓	✓	A	1000	66	opt.	✓			34
ALMEMO® 2690-8A	5			✓	✓	✓	✓	AA	100	66	opt.	✓			27
ALMEMO® 2890-9	9			✓	✓	✓	✓	AA	100	66	opt.	✓			29
ALMEMO® 710 V7	10			✓	✓	✓	✓	AA	2000	66	opt.	✓			37
ALMEMO® 8590-9	9				✓	opt.	✓	AA	100	66	opt.		✓		59
ALMEMO® 8690-9A	9				✓	opt.	✓	AA	100	66	opt.		✓		59
ALMEMO® 809 V7	9				✓	✓	✓	AA	2000	66	opt.		✓		43
ALMEMO® 5690-1M09	9	opt.			✓	opt.	✓	AA	100	66	opt.		✓		47
ALMEMO® 5690-2M09	9	opt.		✓	✓	✓	✓	AA	100	66	opt.		✓		49
ALMEMO® 5690-1CPU		opt.			✓	✓	✓	AA	100	66	opt.		✓		53
ALMEMO® 5690-2CPU		opt.		✓	✓	✓	✓	AA	100	66	opt.		✓		55
ALMEMO® 510 V7	20	opt.			✓	✓	✓	AA	4000	66	opt.		✓	✓	40
ALMEMO® 4390-2	1		✓		✓	✓	✓	AA	100	66				✓	63
<b>Basic device (transmitter)</b>															
ALMEMO® 2490-1R02U	1		✓				✓	B	10	65				✓	61
ALMEMO® 2490-2R02U	2		✓				✓	B	10	65				✓	61
<b>Reference measuring instrument</b>															
ALMEMO® 1020-2 X6	2			✓	✓		✓	AS	1.25	4	✓	✓			64
ALMEMO® 1030-2 X6	2			✓	✓		✓	AS	1.25	1	✓	✓			66
ALMEMO® 1033-2 X6	2			✓	✓		✓	AS	2.5	2	✓	✓			68
ALMEMO® 1036-2 X6	2			✓	✓		✓	AS	1.25	7	✓	✓			70
ALMEMO® 8036-9 X6	9				✓		✓	AS	1.25	7	✓		✓		72


11/2025 • We reserve the right to make technical changes.

## Input connector

ALMEMO® input connector, also for existing sensors, see chapter ALMEMO® input connectors.

### ALMEMO® standard plug

- The ALMEMO® measuring system makes it possible to process four channels per measuring input – depending on the sensor and the measuring instrument.
- The ALMEMO® plug incorporates 6 screw terminals - 2 for the sensor's power supply and 4 for its measuring signal.
- With Pt100 sensors using 4-conductor circuitry all 4 free connections will be required for the measuring signal. Only one sensor of this type can be connected therefore per measuring input.
- Electrical signals only require 2 connections for the measuring signal. One plug can thus acquire two different measuring signals over just one measuring channel.
- An atmospheric humidity sensor can for example usually be combined with a temperature sensor. The associated operands (e.g. dew point, mixture ratio, partial vapor pressure, enthalpy) are programmed in the plug as additional measuring channels.



### ALMEMO® D6 plugs for digital sensors

- The digital ALMEMO® D6 sensor can be connected to any ALMEMO® measuring instrument without in any way affecting its measuring accuracy. The A/D converter incorporated in the ALMEMO® D6 sensor is exclusively responsible for the measuring accuracy of the whole system.
- The digital ALMEMO® D6 sensor is calibrated without involving the ALMEMO® measuring instrument (DAkkS accredited / factory) and can be replaced or exchanged as and whenever necessary.
- The connecting cable for the digital ALMEMO® D6 sensor can be extended using pluggable extension cables quickly and easily and without any line losses (see chapter „General accessories“). These digital extension cables provide high transmission reliability; they have no effect on measuring accuracy.
- The configuration of the digital ALMEMO® D6 sensors (i.a. the selection of the measuring ranges) is effected by an ALMEMO® V7 measuring instrument, e.g. ALMEMO® 710 or ALMEMO® 202-S (refer to chapter ALMEMO® Universal Measuring Instruments), or directly on the PC by using the USB adapter cable ZA1919AKUV (refer to chapter Network technology).



## New generation: **ALMEMO® V7** **ALMEMO® D7**

### ALMEMO® V7 measuring instrument and ALMEMO® D7 plug for digital sensors

- With the ALMEMO® D7 plug technology, the measurement ranges of the sensors are completely independent of the measuring instrument. Each ALMEMO® D7 measurement plug features up to 10 display and function channels.
- The new ALMEMO® D7 measurement plug enables high measuring speeds or high measuring accuracy applicable for a vast variety of measuring tasks.
- The ALMEMO® D7 plug measures dynamic processes using the setting High Speed Measuring Operations at high sampling rate. The ALMEMO® V7 measuring instrument saves the measured values, and the WinControl measuring software displays them in graphical form. In case high resolution and stable values are needed (e.g. for accuracy transducers), the ALMEMO® D7 measurement plug measures with reduced sampling rate, if the setting High Resolution is selected.
- The digital ALMEMO® D7 measurement plug comes with an integrated A/D converter. The measuring rate is solely determined by the A/D converter. All D7 measurement plugs run in parallel on the ALMEMO® V7 measuring instrument with their own measuring rate. The minimal scanning cycle of the measuring instrument is determined by the measuring rates of the D7 measurement plugs and is virtually independent from the number of plugs.
- The overall accuracy of the measurement is independent from the ALMEMO® V7 display device / data logger and from the extension cable used. The complete measuring chain, consisting of sensor and connected ALMEMO® D7 measurement plug, is calibrated.
- The measured values can be complemented with a unit featuring up to 6 characters. To designate a sensor it is possible to program comments with up to 20 characters. The user can easily perform the configuration via the ALMEMO® V7 measuring instrument.



**Important!** ALMEMO® D7 measurement plugs can only be connected to ALMEMO® measuring instruments of the V7 generation, ALMEMO® 202-S, 204, 104, 710, 510, 809.

## General technical specifications

### Inputs

Channel switching  
between input sockets  
for analog sensors

4-contact with photo-MOS relays  
Potential separation maximum 50 V  
Measuring modules with higher potential separation (see chapter „Input modules“)  
Offset voltage < 5 µV  
Effective in range -30 to +100 °C, Accuracy ±0.2 K (±0.01 K / °C)  
22 °C ±2 K  
6 to 12 V depending on power supply  
Automatic zero-point correction, measuring current calibration  
Automatic sensor recognition and sensor breakage detection

### Cold junction compensation (CJC)

Nominal temperature

Sensor power supply

Self-calibration

Monitoring functions

		Basic measuring instruments	Professional measuring instruments	Precision measuring instruments	
Precision class	C	B	A	AA	
ALMEMO® series	2450	2490	104, 2470, 2790, 2590A	4390	510, 710, 809, 2690A, 2890, 5690, 8590, 8690
Measuring rates Measuring operations per second (mops)	2.5 mops	2.5 / 10 mops	2.5 / 10 mops	2.5 / 10 / 50 / 100 mops Option 400 mops*   Option 500 mops *	
Input range	-0.26 to +2.6 V	-2 to +2.6 V	-1.9 to +2.6 V	meas. range 2.6 V: -2.6 to +2.6 V in all other meas. ranges -2.3 to +1.3 V	-2 to +2.6 V
Overload	-0.3 to +5 V	-2 to +5 V	-2.3 to +3.3 V	± 12 V	± 12 V
Input current	< 2 nA	< 10 nA	100 pA	Meas. range 2.6 V: 500 nA in all other meas. ranges 500 pA	100 pA
Measuring current		Pt100/1000: 0.3 mA	Pt100: 1 mA, Pt1000: 0.1 mA	Pt100: 1 mA, Pt1000: 0.1 mA	
System accuracy at 2.5 mops	0.1% of measured value ±4 digits	0.03% of measured value ±4 digits	0.03% of measured value ±3 digits	0.02 % of measured value ±2 digits	
Temperature drift	0.01 % / K (100 ppm)	0.005 % / K (50 ppm)	0.003 % / K (30 ppm)	0.003 % / K (30 ppm)	

\*Measuring rate 400 mops (Option SA0000Q4)

\*Measuring rate 500 mops (Option SA0000Q5):

It is also possible, in addition to the standard conversion rates, to set 400 or 500 mops (measuring operations per second). At the rate of 400 or 500 mops just one selected measuring channel can be saved. This can only be used with sensors with voltage or current ranges or with NTC sensors. Nor is it possible to change channels in the course of a measuring operation.

The resolution, accuracy, and sensitivity to disturbance caused by mains hum or electromagnetic interference are comparable with measuring operations performed at a rate of 50 mops. Care must be taken to ensure that the environment is free from interference and that the sensor lines are kept short. Data can only be output to a micro SD card: Accessories ZA1904SD, memory connector with micro SD. Data is saved in table format (separated by semi-colons) and with a time-stamp resolution of 0.0001 seconds. This format can be processed using the WinControl software (as of version 6.1.1.6).

## Environmental conditions for ALMEMO® devices and ALMEMO® connectors

**Humidity range: 10 to 90 % (non-condensing)**

**Temperature range:**

**for ALMEMO® devices without battery**

Operating temperature: -10 to +50 °C

Storage temperature: -20 to +60 °C

**for ALMEMO® devices with rechargeable NiMH battery**

Operating temperature: -5 to +50 °C

Storage temperature: -20 to +60 °C

**for ALMEMO® devices with rechargeable battery Li-Ion**

Operating temperature: 0 to +45 °C

Storage temperature: -20 to +60 °C

**for ALMEMO® connectors**

Operating temperature: -10 to +50 °C

Storage temperature: -20 to +60 °C

**for power supply NA11/NA12**

Operating temperature:

NA11: 0 to +45 °C

NA12: 0 to +50 °C

Storage temperature: -40 to +70 °C

## Measuring ranges

Sensor type	Type	Measuring range		Units	Resolution	Linearization accuracy	Connector programming
Resistance temperature detectors:							
Pt100 / Pt1000 -1 4-wire	FP Axxx	-200.0 to	+850.0	°C	0.1 K	±0.05 K ±0.05 % of measured value	ZA 9030 FS1/4
Pt100 / Pt1000 -2 4-wire	FP Axxx	-200.00 to	+400.00	°C	0.01 K	±0.05 K	ZA 9030 FS2 / 5
Ni100/1000 4-wire		-60.00 to	+240.00	°C	0.1 K	±0.05 K	ZA 9030 FS3 / 6
NTC type N	FN Axxx	-50.00 to	+100.00	°C	0.01 K	±0.05 K	ZA 9040 FS
Thermocouples							
NiCr-Ni (K)	FT Axxx	-200.0 to	+1370.0	°C	0.1 K	±0.05 K ±0.05 % of measured value	ZA 9020 FS
NiCrSi-NiSi (N)		-200.0 to	+1300.0	°C	0.1 K	±0.05 K ±0.05 % of measured value	ZA 9021 FSN
Fe-CuNi (L)		-200.0 to	+900.0	°C	0.1 K	±0.05 K ±0.05 % of measured value	ZA 9021 FSL
Fe-CuNi (J)		-200.0 to	+1000.0	°C	0.1 K	±0.05 K ±0.05 % of measured value	ZA 9021 FSJ
Cu-CuNi (U)		-200.0 to	+600.0	°C	0.1 K	±0.05 K ±0.05 % of measured value	ZA 9000 FSU
Cu-CuNi (T)		-200.0 to	+400.0	°C	0.1 K	±0.05 K ±0.05 % of measured value	ZA 9021 FST
PtRh10-Pt (S)		0.0 to	+1760.0	°C	0.1 K	±0.3 K	ZA 9000 FSS
PtRh13-Pt (R)		0.0 to	+1760.0	°C	0.1 K	±0.3 K	ZA 9000 FSR
PtRh30-PtRh6 (B)		+400.0 to	+1800.0	°C	0.1 K	±0.3 K	ZA 9000 FSB
AuFe-Cr		-270.0 to	+60.0	°C	0.1 K	±0.1 K	ZA 9000 FSA
Electrical and digital signals:							
Millivolts DC		-10.0 to	+55.0	mV	1 µV	–	ZA 9000 FS0
Millivolts 1 DC		-26.0 to	+26.0	mV	1 µV	–	ZA 9000 FS1
Millivolts 2 DC		-260.0 to	+260.0	mV	0.01 mV	–	ZA 9000 FS2
Volts DC		-2.6 to	+2.6	*	V	0.1 mV	ZA 9000 FS3
Volts DC		-26 to	+26	V	1 mV	–	ZA 9602 FS
For measuring bridges Supply 5 V (Example)		-26.0 to	+26.0	mV	1 µV	–	ZA9650 FS1V
For potentiometers Supply 2.5 V		-2.6 to	+2.6	*	V	0.1 mV	ZA9025 FS3
Volt AC (50 Hz to 2 kHz) (Example)		0 to	+26	V	0.1 V	–	ZA 9603 AK3
Volt AC (11 Hz to 250 Hz) (Example)		0 to	+400	V	1 V	–	ZA 9903 AB5
Ampere AC (11 Hz to 250 Hz) (Example)		0 to	+10.00	A	0.01 A	–	ZA 9904 AB2
Volts DC (sampling rate 1 kHz) (Example)		0 to	+400	V	1 V	–	ZA 9900 AB5
Ampere DC (sampling rate 1 kHz) (Example)		0 to	+10.00	A	0.01 A	–	ZA 9901 AB4
Milliamperes DC		-32.0 to	+32.0	*	mA	1 µA	ZA 9601 FS1
Percent (4 / 20 mA DC)		0.0 to	100.0	%	0,01 %		ZA 9601 FS2
Ohms		0.00 to	500.00	*	Ω	0.01 Ω	ZA 9003 FS
Ohms		0.0 to	5000.0	*	Ω	0.1 Ω	ZA 9003 FS2
Frequency		0 to	15000	Hz	1 Hz	–	ZA 9909 AK1U
Pulses / measuring cycle		0 to	65000			–	ZA 9909 AK2U
Digital interface		0 to	65000			–	ZA 9919 AKxx
Digital input		0.00 to	100.00	%		–	ZA 9000 ES2
Capacitive humidity sensors:							
Rel. humidity	FH A646	5.0 to	98.0	%H	0,1 %	–	
Rel. humidity with TC	FH A646-R	5.0 to	98.0	%H	0,1 %	±0,5 %	
Dew-point temperature		-25.0 to	+100.0	°C	0.1 K	±0.2 K	
Mixture ratio		0.0 to	500.0	g/kg	0.1 g/kg	±0.5 % of measured value	
Partial vapor pressure		0.0 to	1013.2	mbar	0.1 mbar	±0.1 mbar ±0.1 % of measured value	
Enthalpy		0.0 to	400.0	kJ/kg	0.1 kJ/kg	±0.5 % of measured value	
Psychrometer	FN A846					ZA 9846 AK	
Wet temperature		0.00 to	+100.00	°C	0.01 K	±0.05 K	
Relative humidity		0.0 to	+100.0	%H	0.1 %	±1,0 %H	
Dew-point temperature		-25.0 to	+100.0	°C	0.1 K	±0.2 K	
Mixture ratio		0.0 to	500.0	g/kg	0.1 g/kg	±0.5 % of measured value	
Partial vapor pressure		0.0 to	1013.2	mbar	0.1 mbar	±0.1 mbar ±0.1 % of measured value	
Enthalpy		0.0 to	400.0	kJ/kg	0.1 kJ/kg	±0.5 % of measured value	

\* Data may vary depending on device (see relevant device data sheet).

Sensor type	Type	Measuring range	Units	Resolution	Linearization accuracy	Connector programming
Flow sensors						
Rot. vane, snap-on head	FV AD15-Sx (e.g.)	0.50 to 40.00	m/s	0.01 m/s	—	
Rotating vane Macro	FV AD15-MA1	0.10 to 20.00	m/s	0.01 m/s		
Water turbine	FV AD15-WM1	0.00 to 5.00	m/s	0.01 m/s		
Dynamic pressure sensor	FD A602-S1K	0.5 to 40.0	m/s	0.1 m/s	± 0.1 m/s	
Dynamic pressure sensor	FD A602-S6	1.8 to 90.0	m/s	0.1 m/s	± 0.1 m/s	
Hot-wire anemometer	FV A935-TH4	0 to 2.000	m/s	0.001 m/s	—	
Hot-wire anemometer	FV A935-TH5	0 to 20.00	m/s	0.01 m/s	—	
Hot-wire anemometer	FV A605-TA1	0.01 to 1.000	m/s	0.001 m/s	—	
Hot-wire anemometer	FV A605-TA5	0.15 to 5.00	m/s	0.01 m/s	—	
Chemical probes						
Conductivity	FY A641-LF (e.g.)	0 to 20.000	mS	0.001 mS	±0.2 % of measured value	
O <sub>2</sub> dissolved saturation	FY A640-O2	0 to 260	%	1 %	—	
O <sub>2</sub> dissolved, concentr.	FY A640-O2	0.0 to 40.0	mg/l	0.1 mg/l	±0.2 mg/l	
O <sub>2</sub> in gases	FY 9600-O2	1 to 100	%	1 %	—	
O <sub>3</sub> in gases	FY 9600-O3	0 to 300	ppb	20 ppb	—	
CO probe	FY A600-CO (e.g.)	0 to 300	ppm	1 ppm	—	
CO <sub>2</sub> in gases	FY A600-CO2 (e.g.)	0.000 to 2.500	%	0,01 %	±0.2 % of measured value	
pH probe	FY96PH-Ex	0.0 to 14.00	pH	0.01 pH	—	ZA 9610 AKY4W
Redox probe	FY96RX-Ex	0.0 to 2600.0	mV	0.1 mV	—	ZA 9610 AKY5W
Optical radiation (Examples)						
Lux measuring probe	FL A613-VL	0 to 260000	lux	1 lux	—	
Lux measuring probe	FL A603-VL2	0.05 to 12500	lux	0.01 lux	—	
Lux measuring probe	FL A603-VL4	1 to 250000	lux	1 lux	—	
UV measuring probe	FL A613-UV	0 to 87.00	W/m <sup>2</sup>	0.01 W/m <sup>2</sup>	—	
UVA measuring probe	FL A603-UV24	0.0004 to 100	mW/cm <sup>2</sup>	0.1 µW/cm <sup>2</sup>	—	
Radiometric probe	FL A603-RW4	0.00004 to 10	mW/cm <sup>2</sup>	0.01 µW/cm <sup>2</sup>	—	
Photosynthesis probe	FL A603-PS5	0.0002 to 100	mmol/m <sup>2</sup> s	0.1 µmol/m <sup>2</sup> s	—	
Other connectable sensors / transducers (Examples)						
Heat flow plates	FQ Axxx	-260.0 to +260.0	mV	0.01 mV	—	ZA 9007 FS
Moisture content probe	FH A696-MF	0 to 50.0	%	0,1 %	—	
Differential pressure	FD A612-SR	0 to 1000	mbar	0.1 mbar	—	
Barometer	FD A612-SA	0.0 to 1050 mbar		0.1 mbar	—	
Pressure transducer FDA	FD A602-xx (e.g.)	0.00 to 10.00	bar	0.01 bar	—	
Force transducer	FK Axxx (e.g.)	0.0 to 50.00	kN	0.01 kN		
Displacement transducer	FW Axxx(e.g.)	0.0 to 150.00	mm	0.01 mm	—	
Tachometer	FU A919-2	8 to 30000	rpm	1 rpm		ZA 9909 AK4U
Function values						
Differential					—	
Maximum value					—	
Minimum value					—	
Average value over time					—	
Average value over measuring point					—	
Summation over measuring points		0 to 65000			—	
Total number of pulses	ZA 9909-AK2U	0 to 65000			—	
Pulses / print cycle	ZA 9909-AK2U	0 to 65000			—	
Alarm value		0.0 to 100.00	%		—	
Thermal coefficient	M (q) / M (ΔT)					
Wet-bulb globe temperature (WBGT) (0.1 TD + 0.7 TW +0.2 TG)					—	
Measured value						
Cold junction temperature				°C		
Number of averaged values						
Volume flow		0 to 65000	m <sup>3</sup> /h	1 m <sup>3</sup> /h		



## Measuring instrument ALMEMO® 2450-1L



**Compact ALMEMO®  
measuring instrument  
1 measuring input,  
over 35 measuring ranges.  
Runs in battery mode**

### Technical data and functions

- Generously dimensioned 2-row segment display including units
- Easy and convenient to operate by means of 7 keys.
- Over 35 measuring ranges for
  - Thermocouple and NTC sensors  
For the customer's own sensors ready-to-use ALMEMO® connectors are available (see chapter 07).
  - Atmospheric humidity sensor, capacitive, dewpoint sensor, water detection probe, moisture in wood FHA636MF (see chapter 08)
  - Pressure transducer FDA602L/D, FD8612, Tachometer, turbine flowmeter (see chapter 10)  
Current clamps FEA604, Voltage / current measuring modules ZA990xAB (see chapter 11)
  - Meteorological radiation probe heads FLA613 (see chapter 12)
  - Carbon dioxide sensor FYAD00CO2, Carbon monoxide probe and ozone probe (see chapter 15),
- ALMEMO® plugs with multi-point adjustment are supported.
- Measuring functions  
Measured value, zero-setting, saving of maximum / minimum values, hold function
- Test functions  
Segment monitoring, range monitoring, sensor breakage indication, battery voltage check and display.

### Technical data

Measuring input	1 ALMEMO® socket	Resolution	(see general technical specifications / measuring ranges)
Precision class	C (see general technical specifications)	Linearization accuracy	(see general technical specifications / measuring ranges)
Measuring rate	2.5 mops	Sensor power supply	9 V, maximum 0.5 A
Measuring ranges	(see general technical specifications / measuring ranges) NiCr-Ni(K), NiCrSi-NiSi(N), Fe-CuNi(L), Cu-CuNi(U), Cu-CuNi(T), PtRh10-Pt(S), Fe-CuNi(J)	Standard equipment	
NTC	-200 to +950 °C	LCD 7 segments	Measured value 5 characters, 15 mm
Voltage	-20 to +100 °C	16 segments	Function 4½ characters, 9 mm
Current	-26 to +26 mV, -260 to +260 mV, 0 to 2.6 V	Keypad	Units 2 characters, 9 mm
	0 to 26 mA, 4 to 20 mA	Power supply	9 symbols
	Double connectors with 2 x differential voltage / differential current (input D - B) are not possible.	Battery set	7 silicone keys
Humidity, capacitive	0 to 100 % RH, (% RH, HcRH, HRH)	Current consumption	3 AA alkaline batteries
Dew point, mixture ratio, partial vapor pressure, enthalpy, rotating vanes, digital process (0 / 100 %), frequency, pulse, rotational speed, digital		Housing	approx. 10 mA without input modules
		Environmental conditions	see general technical data

### Accessories

	Order no.
Rubberized impact protection, gray	ZB2490GS2
DIN rail mounting	ZB2490HS
Magnetic fastening	ZB2490MH
Instrument case	ZB2490TK2

### Standard delivery

Batteries, operating instructions, manufacturer's test certificate	Order no.
<b>Compact measuring instrument ALMEMO® 2450-1L</b>	<b>MA24501L</b>

DAkKS accredited calibration or works calibration KE90xx, electrical, for measuring instrument, see chapter „Calibration certificates“.  
DAkKS accredited calibration meets all the requirements regarding test resources laid down in DIN EN ISO/IEC 17025.

# ALMEMO® Measuring Instruments

11/2025 • We reserve the right to make technical changes.

## Measuring instrument ALMEMO® 2490A



**ALMEMO® basic measuring instrument**  
**Ideal for all sorts of application, quick and easy to operate**  
**1 or 2 measuring inputs, over 65 measuring ranges**

## Technical data and functions ALMEMO® 2490 series

- Generously dimensioned 2-row static 7 / 16 segment display including units
- Easy and convenient to operate by means of 7 keys
- Over 65 standard measuring ranges
- Memory sufficient for 100 measured values, can be called up and viewed in the display
- Good measuring accuracy, measuring rate up to 10 measuring operations per second (mops)
- Support for ALMEMO® plugs with multi-point adjustment, special linearization, and special measuring ranges
- Measuring functions: Measured value, zero-setting, sensor adjustment, saving of maximum / minimum values, memory for 100 values, cold junction compensation, and temperature compensation
- Test functions: Segment monitoring, range monitoring, sensor breakage indication, battery voltage check and display
- 2 ALMEMO® output sockets, suitable for all interface cables, network cables, trigger / relay cables  
Ethernet data cable ZA1945-DK
- Complete sensor and device programming via interface
- ALMEMO® DC socket for mains adapter.

## Technical data ALMEMO® 2490 series

Precision class	B (see general technical specifications)	Standard equipment	
Measuring rate	2.5 / 10 measuring operations per second	LCD 7 segments	Measured value 5 characters, 15 mm Function 4½ characters, 9 mm
Measuring ranges see general technical specifications - but		16 segments	Units 2 characters, 9 mm 9 symbols 7 silicone keys
Milliamperes DC	-26 to +26 mA	Keypad	
Measuring input		Power supply:	
2490-1A	1 ALMEMO® input socket	Battery set	3 AA alkaline batteries
2490-2A	2 ALMEMO® input sockets, el. isol., with semicond. relays (50 V)	DC socket	12 VDC not electr. isolated
Additional channels	4 function channels, device-internal	Mains adapter	ZA1312NA12 100 to 240 VAC to 12 VDC, 1.5 A
Sensor power supply		Current consumption	approx. 20 mA without input modules
9 V, maximum 0.4 A in battery mode		Housing	ABS 127 x 83 x 42 mm (LxWxH)
12 V, maximum 0.4 A via mains unit		Environmental conditions see general technical data	
Outputs	2 ALMEMO® sockets, suitable for all interface cables		

## ALMEMO® 2490-1A



**Basic measuring instrument,  
1 measuring input with interface  
Runs in battery mode or via mains unit**

## ALMEMO® 2490-2A



**Basic measuring instrument,  
2 measuring inputs with interface  
Runs in battery mode or via mains unit**

### Accessories

### Order no.

DIN rail mounting  
Rubberized impact protection, green  
Magnetic fastening  
Instrument case  
Mains adapter 12 V, 1.5 A, with ALMEMO® plug  
DC adapter cable 10 to 30 VDC, 12 V / 0.25 A, electrically isolated

**ZB2490HS**  
**ZB2490GS1**  
**ZB2490MH**  
**ZB2490TK2**  
**ZA1312NA12**  
**ZA2690UK**



DIN rail mounting



Rubberized protection



Magnetic fastening

### Connecting cables

### Order no.

USB data cable, electrically isolated  
Ethernet data cable electrically isolated  
Analog output cable, -1.25 to +2.0 V, 0.1 mV / digit  
V24 data cable, electrically isolated  
Network technology, wireless modules (see chapter „Networking“)

**ZA1919DKU**  
**ZA1945DK**  
**ZA1601RK**  
**ZA1909DK5**

### Standard delivery

### Order no.

Batteries, operating instructions, manufacturer's test certificate  
**Basic measuring instrument ALMEMO® 2490-1A**  
**Basic measuring instrument ALMEMO® 2490-2A**

**MA24901A**  
**MA24902A**

DAkkS accredited calibration or works calibration KE90xx, electrical, for measuring instrument, see chapter „Calibration certificates“.  
DAkkS accredited calibration meets all the requirements regarding test resources laid down in DIN EN ISO/IEC 17025.

Data logger ALMEMO® 2470



**ALMEMO® data logger**  
**Professional measuring instru-**  
**ment with functions for all appli-**  
**cation areas, 1 or 2 measuring**  
**inputs**  
**Also with integrated sensor for**  
**temperature, atmospheric humi-**  
**dity, atmospheric pressure**

Technical data and functions, ALMEMO® 2470 series

- Segmented color display with bright, white illumination. Clear and easy-to-understand display of programming and measured values in 5 different colors and alarm display on a red background.
- In the event of a limit value being overshoot / undershot various freely configurable alarm messages are available, namely acoustic signal, visual LED signal, alarm display on a red background.
- With the 2470-1S /-2S these alarm messages are also configurable for long-term recording; in sleep mode the messages remain active and the most recent measured value is displayed continuously.
- Good measuring accuracy, measuring rate up to 10 measuring operations per second (mops)
- More than 65 standard measuring ranges
- Support for ALMEMO® plugs with multi-point adjustment, special linearization, and special measuring ranges
- Easy and convenient to operate by means of 7 keys, with configurable locking for keys and functions
- Measuring functions: Maximum and minimum values, measured value smoothing, zero-setting, sensor adjustment
- Programming functions: Limit values, sensor correction with base value and factor
- All ALMEMO® functions programmable via interface
- Modern, compact housing

Technical data, ALMEMO® 2470 series

Precision class	A (see general technical specifications)	Power supply	1 ALMEMO® DC socket
Measuring rate	2.5 / 10 measuring operations per second	Mains adapter	ZA1312NA12 100 to 230 VAC to 12 VDC, 1.5 A, electrically isolated
Sensor power supply	Battery mode Sensor voltage 6 V, 400 mA 9 V, 300 mA and 12 V, 200 mA	DC adapter cable, el. isol.	ZA2690UK 10 to 30 V, 0.25 A
With mains adapter	12 V, 400 mA	Current consumption (without input and output modules)	
Standard equipment		Active without illumination	approx. 12 mA
Display 16 segments	Measured value 5 characters, 15 mm Units 2 characters, 9 mm	Active with illumination	approx. 30 mA
7 segments	Function 4½ characters, 9 mm 21 symbols, Illumination 2 RGB LEDs	Sleep mode	approx. 60 µA
Keypad	7 silicone keys	Housing	127 x 83 x 42 mm (LxWxH) ABS, 290 g
		Environmental conditions	see general technical data


ALMEMO® 2470 series, accessories

Rubberized impact protection, gray	ZB2490GS2	DC cable 10 to 30 V, 12 V / 0.25 A, electr. isol.	ZA2690UK
Instrument case	ZB2490TK2	DIN rail mounting	ZB2490HS
Mains adapter 12 V / 1.5 A	ZA1312NA12	Magnetic fastening	ZB2490MH

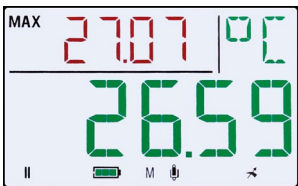
Order no.



Automatic alarm (red back-ground). Display shows incor-  
rect measured value



Dual display  
1. Humidity Measured value  
overshoots limit value (red).  
2. Temperature



1. Measured value is inside limit  
values (green).  
2. Peak value MAX overshoots  
limit value (red)



Programming of  
1. Save-to-memory cycle  
2. Sleep mode

## ALMEMO® 2470-1S



**Professional measuring instrument,  
1 measuring input  
Data logger with integrated memory**

## ALMEMO® 2470-1SCRH



**Professional measuring instrument,  
1 measuring input, Data logger with integrated  
memory, integrated sensor for temperature,  
atmospheric humidity, atmospheric pressure**

### Technical data and functions

- Technical data and functions as for ALMEMO® 2470 series
- Data logger functions: Internal EEPROM, memory cycle, real-time clock
- Long-term recording in sleep mode with AA batteries
- Operating time up to 1.5 years with memory cycle of 15 minutes and temperature / humidity sensor.

### Technical data

Measuring inputs	1 ALMEMO® input socket
Outputs	ALMEMO® DC socket for mains adapter or USB cable with supply ZA 1919 DKU5
Memory, internal	EEPROM sufficient for 100,000 measured values
Date and time-of-day	Real-time clock, buffered by device battery
Power supply	3 AA batteries

### Technical data and functions

- Technical data and functions, as for ALMEMO® 2470 series
- Data logger functions
- Internal EEPROM, memory cycle, real-time clock
- Long-term recording in sleep mode with AA batteries
- Operating time up to 1.5 years with memory cycle of 15 minutes and temperature / humidity sensor.

### Technical data

Measuring inputs	1 ALMEMO® input socket
Outputs	ALMEMO® DC socket for mains adapter or USB cable with supply ZA 1919 DKU5
Memory, internal	EEPROM sufficient for 100,000 measured values
Date and time-of-day	Real-time clock, buffered by device battery
Power supply	3 AA batteries

Digital sensor for humidity / temperature / air pressure FH0D 46-C2, slotted sensor cap, plugged in on the measuring instrument. General description and technical data (see chapter „Atmospheric humidity“).

### Connecting cable

USB data cable with 5-V power supply

### Order no.

**ZA1919DKU5**

### Connecting cable

USB data cable with 5-V power supply

### Order no.

**ZA1919DKU5**

### Standard delivery

Batteries, operating instructions, manufacturer's test certificate  
**Professional measuring instrument ALMEMO® 2470-1S  
MA24701S**

### Order no.

### Standard delivery

Batteries, digital plug-in sensor for temperature, atmospheric humidity and air pressure, operating instructions, manufacturer's test certificate. **Professional meas. instrument ALMEMO® 2470-1SCRH  
MA24701SCRH**

### Order no.



## ALMEMO® 2470-2



**Professional measuring instrument,  
2 measuring inputs**

### Technical data and functions

- Technical data and functions, as for ALMEMO® 2470 series
- Power supply, 3 AA rechargeable NiMH batteries, with charging via the device itself.

### Technical data

Measuring inputs	2 ALMEMO® input sockets el. isol., with semicond. relays (50 V)
Additional channels	4 channels, device-internal (e.g. difference)
Outputs	ALMEMO® sockets A1 and A2, suitable for all output modules (analog, data, trigger, relay cables, etc.) (see chapter „Networking“)
Individual value memory	99 individual measured values
Power supply	3 AA rechargeable NiMH batteries Integrated charge circuitry

### Connecting cable

	Order no.
USB data cable, electrically isolated	<b>ZA1919DKU</b>
USB data cable with 5-V power supply	<b>ZA1919DKU5</b>
V24 data cable, electrically isolated	<b>ZA1909DK5</b>
Ethernet data cable, electrically isolated	<b>ZA1945DK</b>
Analog output cable, -1.25 to +2.0 V, 0.1 mV / digit	<b>ZA1601RK</b>
Trigger and relay cable (2 relays, 500 mA, 50 V)	<b>ZA1006EKG</b>
Network technology, wireless modules (see chapter „Networking“)	

### Standard delivery

	Order no.
Rechargeable batteries, operating instructions, manufacturer's test certificate, carry case, mains unit	
<b>Professional measuring instrument ALMEMO® 2470-2</b>	<b>MA24702KN</b>

## ALMEMO® 2470-2S



**Professional measuring instrument,  
2 measuring inputs,  
Data logger with internal memory**

### Technical data and functions

- Technical data and functions, as for ALMEMO® 2470 series
- Power supply, 3 AA rechargeable NiMH batteries, with charging via the device itself
- Data logger functions: Internal EEPROM or external memory connector (accessory), memory cycle, real-time clock
- Long-term recording in sleep mode, internal memory, AA rechargeable NiMH batteries. Operating time up to 1 year with memory cycle of 15 minutes and temperature / humidity sensor.

### Technical data

Measuring inputs	2 ALMEMO® input sockets el. isol., with semicond. relays (50 V)
Additional channels	4 channels, device-internal (e.g. difference)
Outputs	ALMEMO® sockets A1 and A2, suitable for all output modules (analog, data, trigger, relay cables, etc.) (see chapter „Networking“)
Memory, internal EEPROM	sufficient for 100,000 measured values
Date and time-of-day	Real-time clock, buffered by device battery
Power supply	3 AA rechargeable NiMH batteries Integrated charge circuitry

### Accessories

	Order no.
Memory connector with micro SD card	<b>ZA1904SD</b>

### Connecting cable

	Order no.
USB data cable, electrically isolated	<b>ZA1919DKU</b>
USB data cable with 5-V power supply	<b>ZA1919DKU5</b>
V24 data cable, electrically isolated	<b>ZA1909DK5</b>
Ethernet data cable, electrically isolated	<b>ZA1945DK</b>
Analog output cable, -1.25 to +2.0 V, 0.1 mV / digit	<b>ZA1601RK</b>
Trigger and relay cable (2 relays, 500 mA, 50 V)	<b>ZA1006EKG</b>
Network technology, wireless modules (see chapter „Networking“)	

### Standard delivery

	Order no.
Rechargeable batteries, operating instructions, manufacturer's test certificate, carry case, mains unit	
<b>Professional measuring instrument ALMEMO® 2470-2S</b>	<b>MA24702SKN</b>

DAkkS accredited calibration or works calibration KE90xx, electrical, for measuring instrument, see chapter „Calibration certificates“.  
DAkkS accredited calibration meets all the requirements regarding test resources laid down in DIN EN ISO/IEC 17025.



## Data logger ALMEMO® 2590-2A



**ALMEMO® data logger**  
**Professional measuring instru-**  
**ment,**  
**Comprehensive range of func-**  
**tions for all application areas,**  
**Graphics display for showing**  
**measured values and program-**  
**ming,**  
**2 measuring inputs**

## Technical data and functions ALMEMO® 2590-2A

- Good measuring accuracy, measuring rate up to 10 measuring operations per second (mops)
- Over 65 standard measuring ranges
- Support for ALMEMO® plugs with multi-point adjustment, special linearization, and special measuring ranges
- Graphics display with white illumination, easy and convenient operation by means of 4 soft-keys and cursor block
- Clear and easy-to-understand menu system 3 measuring menus (1 menu can be freely configured by user from a range of 50 functions), measured values displayed numerically, 1 to 12 measured values can be displayed in two sizes or graphically in bar chart form.
- Intelligent sensor readings with sensor-specific functions cold junction compensation, temperature compensation, and atmospheric pressure compensation
- Measuring functions: Measured value, zero-setting, setpoint adjustment
- Function menus: Maximum value, minimum value, memory sufficient for 99 measured values, average value over time / individual values / measuring points, smoothing, volume flow with center point measuring, two-point adjustment, scaling, data logger with configuration menus
- Option VN Volume flow determined from matrix measuring as per DIN EN 12599
- Programming menus for clear and easy-to-understand sensor programming, range, units, designation, right through to special functions, configuration of device parameters and of output modules
- Choice of languages: German, English, French
- 2 ALMEMO® output sockets, suitable for digital interfaces, analog output, trigger input, alarm contacts, memory card
- External memory connector with micro SD can simply be plugged in.
- Sleep mode for long-term recording

## Technical data ALMEMO® 2590-2A

Precision class	A (see general technical specifications)	Date and time-of-day	Real-time clock, buffered by battery
Measuring rate	2.5 / 10 measuring operations per second	Power supply	
Measuring inputs	2 ALMEMO® input sockets el. isolated with semi-conductor relays (50 V)	Battery set	3 AA alkaline batteries
Additional channels	4 function channels, device-internal	Mains adapter	ZA1312NA12 100 to 240 VAC to 12 VDC, 1.5 A electrically isolated
Sensor power supply	9 / 12 V, maximum 0.5 A	DC adapter cable, electrically isolated	ZA2690-UK 10 to 30 V, 0.25 A
Outputs	2 ALMEMO® sockets, suitable for all output modules (analog / data / trigger / relay cables, memory, etc.)	Current consumption (without input and output modules)	
Standard equipment		Active mode	approx. 12 mA
Display	Graphics display, 128 x 64 pixels, 8 rows Illumination 2 white LEDs	With illumination	approx. 32 mA
Keypad	7 silicone keys (of which 4 soft-keys)	Sleep mode	approx. 0.05 mA
		Housing	127 x 83 x 42 mm (LxWxH) ABS, 290 g
		Environmental conditions	see general technical data

ALMEMO® 2590-2A



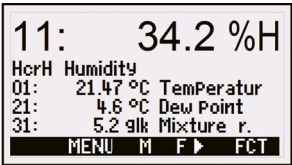
Professional measuring instrument,  
2 measuring inputs, Data logger with external memory connector (accessory)

Accessories	Order no.
Memory connector with micro SD	ZA1904SD
Mains adapter 12 V / 1.5 A	ZA1312NA12
DC adapter cable, 10 to 30 VDC, 12 V / 0.25 A, electrically isolated	ZA2690UK
Rubberized impact protection, green	ZB2490GS1
Magnetic fastening	ZB2490MH
DIN rail mounting	ZB2490HS
Instrument case	ZB2490TK2
Network technology, wireless modules (see chapter „Networking“)	

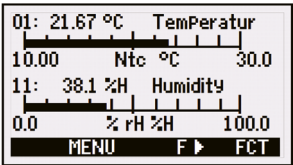
Connecting cables	Order no.
USB data cable, electrically isolated	ZA1919DKU
Ethernet data cable, electrically isolated	ZA1945DK
Analog output cable, electrically isolated, 1 x 20 mA	ZA1601RI
Analog output cable, electrically isolated, 2 x 10 V	ZA1602RU
V24 data cable, electrically isolated.	ZA1909DK5
Network technology, wireless modules (see chapter „Networking“)	

Option	Order no.
Volume flow determined from matrix measuring as per DIN EN 12599	OA2590VN
Temperature ranges for 8 refrigerants	SB0000R2

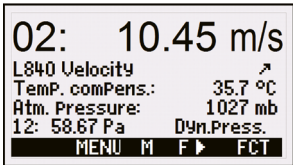
Standard delivery	Order no.
Measuring instrument, batteries, operating instructions, manufacturer’s test certificate	
Professional measuring instrument ALMEMO® 2590-2A	MA25902A



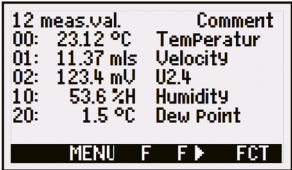
Humidity reading with further humidity variables, e.g. temperature, dew point, mixture ratio



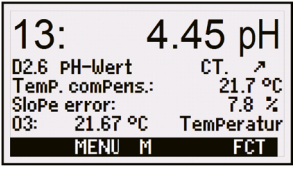
Temperature / humidity display in bar chart form



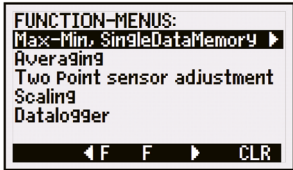
Flow reading, measured value with automatic temperature compensation and atmospheric pressure compensation



Overview of all sensors connected



pH reading, measured value with automatic temperature compensation



Function menus

DAkkS accredited calibration or works calibration KE90xx, electrical, for measuring instrument, see chapter „Calibration certificates“.  
DAkkS accredited calibration meets all the requirements regarding test resources laid down in DIN EN ISO/IEC 17025.

## Data logger ALMEMO® 2690-8A



**ALMEMO® data logger**  
**Precision measuring instrument**  
**Comprehensive range of functions**  
**for all application areas.**  
**Increased measuring accuracy,**  
**fast measuring rate. Generously**  
**dimensioned graphics display,**  
**bright illumination, 5 measuring**  
**inputs. Runs on rechargeable**  
**batteries, charging via the de-**  
**vice itself**

## Technical data and functions ALMEMO® 2690-8A

- Increased measuring accuracy and stability
- Fast measuring rate, up to 50 measuring operations per second  
 With SD memory card, up to 100 mops, optional for 1 channel  
 up to 500 mops
- 5 measuring inputs, electrically isolated
- Integrated atmospheric pressure sensor, for automatic pressure  
 compensation, inter alia for Pitot tube flow measurement and  
 humidity variables
- Over 65 standard measuring ranges
- Support for ALMEMO® plugs with multi-point adjustment,  
 special linearization, and special measuring ranges
- Option KL for independent multi-point adjustment or special  
 linearization programmable in 30 points and management of  
 calibration data saved in the sensor connector and the measuring  
 instrument
- Higher measuring quality thanks to electrical isolation between  
 measuring inputs and device power supply (device ground)
- Improved cold junction compensation with 2 sensors
- Data logger with internal EEPROM, sufficient for 200,000  
 measured values, configurable as linear or ring memory
- Memory connector with micro SD (accessory)
- Sleep mode for long-term recording
- Generously dimensioned graphics display, bright illumination,  
 large display of measured values
- Measured values can be displayed graphically in line chart or  
 bar chart form or numerically in various sizes.
- 3 user-defined menus can be freely configured from a range of  
 50 functions.
- Easy to operate by means of 4 soft-keys and cursor block,  
 menu-guided with wizards and context-sensitive help windows
- Choice of languages: German, English, French
- 2 ALMEMO® output sockets, suitable for digital interfaces,  
 analog output, trigger input, alarm contacts, memory card
- Runs on rechargeable batteries (standard), high-speed charging  
 in the device itself using the mains unit, included in delivery
- Modern housing with rubberized impact protection and folding  
 stand.

## Technical data

Precision class	AA (see general technical specifications)	Illumination	5 white LEDs, 3 brightness levels
Measuring rate	(100), 50, 10 and 2.5 mops	Keypad	9 tactile silicone keys (4 soft-keys)
Measuring inputs	5 ALMEMO® input sockets	Memory	EEPROM sufficient for 200,000 measured values
Electrical isolation	with semiconductor relays (50 V) for analog sensors	Date and time-of-day	Real-time clock, buffered with battery
Option GT (standard from order no. H2411x)	Additional electrical isolation between measuring inputs and power supply (device ground)	Power supply	
Additional channels	4 function channels, device-internal	Rechargeable battery/ies	3 AA batteries NiMH or alkaline integrated, high-speed charging (2.5 hours)
Sensor power supply		Mains adapter	ZA1312NA12 100 to 240 VAC to 12 VDC, 1.5 A electrically isolated
Rechargeable battery/ies	6 / 9 / 12 V, maximum 0.5 A	DC adapter cable	ZA2690-UK2 10 to 30 V, 1 A
Mains adapter	12 V, maximum 0.5 A	Current consumption (without input and output modules)	
Atmospheric pressure sensor	Integrated	Active mode	approx. 17 mA
Measuring range	700 to 1100 mbar	With illumination	approx. 25 to 140 mA
Accuracy	±2.5 mbar (at 23 °C ±5 K)	Sleep mode	approx. 0.05 mA
Outputs	2 ALMEMO® sockets, suitable for all output modules (analog / data / trigger / relay cables, memory, etc.)	Housing	209 x 107 x 54 mm (LxWxH) ABS, 570 g
Graphics display	128 x 128 pixels, 16 rows	Environmental conditions	see general technical data

## ALMEMO® 2690-8A



**Precision measuring instrument, 5 measuring inputs**  
**Data logger with internal memory or external memory connector (accessory)**

### Accessories

	Order no.
Memory connector with micro SD, including USB card reader (see chapter „General accessories“)	ZA1904SD
DC adapter cable, 10 to 30 VDC, 12 V / 1 A, electrically isolated	ZA2690UK2
Generously dimensioned carry case, aluminum profile frame / ABS	ZB2590TK2

### Connecting cables

	Order no.
Ethernet data cable, electrically isolated	ZA1945DK
Analog output cable, electrically isolated, 1 x 20 mA	ZA1601RI
Analog output cable, electrically isolated, 2 x 10 V	ZA1602RU
Trigger and alarm cable (2 relays, 0.5 A, 50 V)	ZA1006EKG
Network technology, wireless modules (see chapter „Networking“)	

### Options

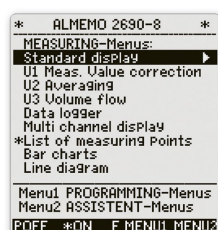
	Order no.
Multi-point adjustment, special linearization, management of calibration data	OA2690KL
Temperature ranges for 8 refrigerants	SB0000R2
Measuring rate 500 mops (SD card required)	SA0000Q5
DIN rail mounting	OA2290HS

### Standard delivery

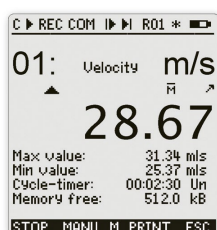
	Order no.
3 rechargeable NiMH batteries, rubberized protection, mains unit ZA1312NA12, USB data cable ZA1919DKU, Case ZB2490TK2, Operating instructions, manufacturer's test certificate	
<b>Precision measuring instrument ALMEMO® 2690-8A in case set</b>	<b>MA26908AKSU</b>
as above but with RS232 data cable ZA1909DK5	
<b>Precision measuring instrument ALMEMO® 2690-8A in case set</b>	<b>MA26908AKS</b>

DAkkS accredited calibration or works calibration KE90xx, electrical, for measuring instrument, see chapter „Calibration certificates“.  
 DAkkS accredited calibration meets all the requirements regarding test resources laid down in DIN EN ISO/IEC 17025.

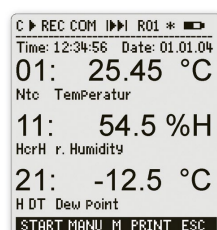
## Operating concept as for precision measuring instruments ALMEMO® 2690, 2890 and 5690 / 5790



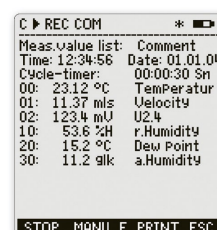
Menu selection



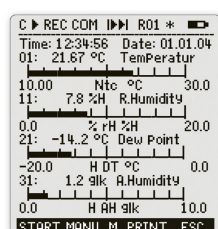
Standard display



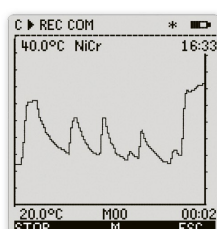
Multi-channel display



Measuring points list



Bar chart



Line diagram




Programming menu



Assistent menu



## Data logger ALMEMO® 2890-9



**ALMEMO® data logger**  
**Precision measuring instrument**  
**Comprehensive range of functions**  
**for all application areas.**  
**Increased measuring accuracy,**  
**fast measuring rate.**  
**Generously dimensioned graphics display,**  
**bright illumination.**  
**9 measuring inputs**  
**Runs on rechargeable batteries,**  
**charging via the device itself**


## Technical data and functions

- Increased measuring accuracy and stability
- Fast measuring rate, up to 50 measuring operations per second  
With SD memory card, up to 100 mops, optional for 1 channel up to 500 mops
- 9 measuring inputs, electrically isolated
- Over 65 standard measuring ranges
- Support for ALMEMO® plugs with multi-point adjustment, special linearization, and special measuring ranges
- Option KL for independent multi-point adjustment or special linearization programmable in 30 points and management of calibration data saved in the sensor connector and the measuring instrument
- Higher measuring quality thanks to electrical isolation between measuring inputs and device power supply (device ground)
- Improved cold junction compensation with 2 sensors
- Data logger with internal EEPROM, sufficient for 100,000 measured values, configurable as linear or ring memory
- Memory connector with micro SD (accessory)
- Sleep mode for long-term recording
- Generously dimensioned graphics display, bright illumination, large display of measured values
- Measured values can be displayed graphically in line chart or bar chart form or numerically in various sizes.
- 3 user-defined menus can be freely configured from a range of 50 functions.
- Easy to operate by means of 4 soft-keys and cursor block, menu-guided with wizards and context-sensitive help windows
- Choice of languages: German, English, French
- 2 ALMEMO® output sockets, suitable for digital interfaces, analog output, trigger input, alarm contacts, memory card
- Runs on rechargeable batteries (as standard), high-speed charging in the device itself using mains unit, included in delivery

## Technical data

Precision class	AA (see general technical specifications)	Keypad	9 membrane keys (4 soft-keys)
Measuring rate	(100), 50, 10 and 2.5 mops (measuring operations per second)	Memory, EEPROM	sufficient for 100,000 measured values
Measuring inputs	9 ALMEMO® input sockets	Date and time-of-day	Real-time clock, buffered with battery
Electrical isolation for analog sensors	with semiconductor relays (50 V) Additional electrical isolation between measuring inputs and power supply (device ground)	Power supply	
Additional channels	4 function channels, device-internal	Rechargeable battery pack	6 rechargeable NiMH batteries, 1600 mA Integrated high-speed charging (2.5 h)
Sensor power supply		Mains adapter	ZB1112NA12 100 to 230 VAC to 12 VDC, 1.5 A electrically isolated
Rechargeable battery/ies	9 or 12 V, maximum 0.5 A	DC adapter cable	electrically isolated ZB2590-UK 10 to 30 V, 1 A
Mains adapter	12 V, maximum 0.3 A	Current consumption (without input and output modules)	
Outputs	2 ALMEMO® sockets, suitable for all output modules (analog / data / trigger / relay cables, memory, etc.)	Active mode	approx. 37 mA
Standard equipment		With illumination	approx. 45 to 100 mA
Display		Sleep mode	approx. 0.05 mA
Graphics display	128 x 128 pixels, 16 rows	Housing	204 x 109 x 44 mm (LxWxH) ABS, 550 g
Illumination	5 white LEDs, 3 brightness levels	Environmental conditions	see general technical data

## ALMEMO® 2890-9



**Precision measuring instrument, 9 measuring inputs**  
**Data logger with internal memory or external memory connector (accessory)**

Accessories	Order no.
Memory connector with micro SD, including USB card reader (see chapter „General accessories“)	ZA1904SD
DC adapter cable, 10 to 30 VDC, 12 V / 1 A, electrically isolated	ZB2590UK
Generously dimensioned carry case, aluminum profile frame / ABS	ZB2590TK2
Connecting cables	Order no.
V24 data cable, electrically isolated	ZA1909DK5
Ethernet data cable, electrically isolated	ZA1945DK
Analog output cable, electrically isolated, 1 x 20 mA	ZA1601RI
Analog output cable, electrically isolated, 2 x 10 V	ZA1602RU
Trigger and alarm cable (2 relays, 0.5 A, 50 V)	ZA1006EKG
Network technology, wireless modules (see chapter „Networking“)	
Options	Order no.
Multi-point adjustment, special linearization, management of calibration data	OA2890KL
Temperature ranges for 8 refrigerants	SB0000R2
Measuring rate 500 mops (SD card required)	SA0000Q5
Standard delivery	Order no.
Rechargeable battery pack, mains unit ZB1112NA12, USB data cable ZA1919DKU, case ZB2490TK2, Operating instructions, manufacturer's test certificate	
<b>Precision measuring instrument ALMEMO® 2890-9</b>	<b>MA28909</b>

DAkkS accredited calibration or works calibration KE90xx, electrical, for measuring instrument, see chapter „Calibration certificates“.  
DAkkS accredited calibration meets all the requirements regarding test resources laid down in DIN EN ISO/IEC 17025.



## Data logger ALMEMO® 202-S and ALMEMO® 204



**ALMEMO® data logger**  
Professional measuring instrument of the latest V7 generation.

**Two or four measuring inputs for all digital ALMEMO® D6 and D7 sensors, for ALMEMO® standard sensors with the DIGI measuring range.**

## Applications

ALMEMO® devices can be used for a variety of applications, examples:

**Monitoring the indoor climate conditions:** temperature, air humidity, CO<sub>2</sub> level, air flow.

**Measuring the illumination and the UV exposure at the workplace:** illuminance in lux, UV index.

**Mobile measurements in ventilation systems:** air velocity, temperature, air humidity.

**Meteorological station with meteo multi sensor and radiation sensors:** air velocity, wind direction, temperature, air humidity, atmospheric pressure, global radiation, UV radiation, UV index.

**Monitoring temperatures in test stands and in industrial processes:** temperature, non-contact measurement (infrared sensor).

**Mobile test measurement in heating furnaces and climatic chambers:** temperature, air humidity, dew point, absolute humidity.

**Measuring the quality of deionized process water (ultrapure water):** electrical conductivity in the lower range of few  $\mu\text{S/cm}$ .

**Test measurement of process water and waste water in industry (i.a. chemistry, pharmacy, paper, food):** pH value, redox value, electrical conductivity, temperature.  
Test measurements in compressed air systems: fast pressure measurement (up to 500 mops), dew point measurement (residual moisture).

**Measuring AC and DC voltage signals with high galvanic isolation:** voltage/power/output DC (up to 1000 mops), true RMS value AC.

## Technical data and functions

### Data logger of the latest V7 generation

The professional measuring instrument ALMEMO® 202-S and ALMEMO® 204 provides numerous outstanding functions for special applications using digital ALMEMO® D6 sensors and the latest ALMEMO® D7 sensors.

### Two or four measuring inputs for all digital ALMEMO® D6 and D7 sensors

All new digital ALMEMO® D6 and D7 sensors for a wide variety of measurable variables can be connected and evaluated. ALMEMO® standard sensors with the DIGI measuring range can also be used, e.g. for crossflow turbines and high-voltage modules for thermocouples, and DC and AC voltages. The ALMEMO® 202-S and ALMEMO® 204 supports all ALMEMO® functions.

### New digital ALMEMO® D7 sensors

With these digital ALMEMO® D7 sensors the ALMEMO® system is enhanced by many new functions and applications. ALMEMO® D7 sensors operate via an all-digital interface to the ALMEMO® 202-S and ALMEMO® 204 data logger ensuring high-speed serial transmission of all measured values. The measuring ranges of ALMEMO® D7 plugs are independent of the ALMEMO® measuring instrument being used and can be

expanded as and when required for new applications.

Measured values can be displayed with up to 8 digits (depending on range) and the units with up to 6 characters. Sensor designation and information can be up to 20 characters.

Each ALMEMO® D7 sensor has its own processor. They all work in parallel at their own sensor-specific sampling rate. D7 sensors thus attain very high measuring speeds in dynamic measuring operations.

The ALMEMO® D7 plug can process up to 10 channels for measured values and function values. This includes new applications, especially for multi-purpose sensors (e.g. Meteo sensors) and for linking up to complex third-party devices (e.g. chemical analysers, power analysers).

### Digitize and calibrate the existing sensor technology

Using the ALMEMO® D7 input plugs the existing sensor technology can easily be digitized. For digital sensors the overall accuracy of the measurement is independent from the ALMEMO® V7 display device / data logger. The complete measuring chain, consisting of sensor and connected ALMEMO® D7 measurement plug, can be calibrated. The accuracy during the calibration process can be increased by using multi-point adjustment.



## Data logger for all storage applications

To save measured values a large flash memory is integrated. For monitoring tasks it can also be configured as a ring memory. For larger amounts of data, an external memory is available featuring a plug-in SD card. For autonomous long-term monitoring the data logger can also be run in energy-saving sleep mode.

## One measuring instrument for every need

This compact, handy device can, as an option, be fitted with rubberized impact protection for mobile use. The latest energy saving technology ensures long operating times. For stationary applications a H-rail mounting is available.

## Bright graphics display, easy and convenient operation by means of soft-keys

The white, illuminated graphics display ensures that functions and measured values can be viewed in the clearest way possible. The device is easy and convenient to operate by means of 4 soft-keys and a cursor block. The menu guidance is clearly structured and easy to understand.

The sensor display shows the measured values together with all relevant sensor-specific functions, e.g. temperature compensation, atmospheric pressure compensation. Measured values, peak values, average values, and limit values can all be displayed in an easy-to-understand way in various forms, namely lists or bar charts.

With ALMEMO® 202-S, users can even configure their own customized user menus from a range of 50 different parameters to display exactly those parameters required by a particular application. Choice of languages: German, English, French

## End-to-end programming of all parameters for ALMEMO® D6 and D7 sensors

The ALMEMO® 202-S and ALMEMO® 204 professional measuring instrument provides a programming menu for the end-to-end programming of all the parameters needed for digital ALMEMO® D6 and D7 sensors.

The required measuring ranges are selected (with ALMEMO® D7 sensors up to 10 measuring channels) and other relevant sensor parameters are configured, e.g. moving average, atmospheric pressure compensation, temperature compensation.

## Other equipment

The two ALMEMO® output sockets can be used to connect a PC / network and an ALMEMO® output interface with relays and analog output at the same time. With option KL it is possible - for a digital ALMEMO® sensor (i.a. ALMEMO® D6 / D7 temperature or pressure sensors) to program multi-point adjustment or linearization in the ALMEMO® plug itself. This option is possible with all digital ALMEMO® plug versions. Standard connector (DIGI), ALMEMO® D6 and D7 plugs.

## ALMEMO® Measuring network



LAN network



Wired network, up to 99 devices, up to 50 m cable length

## Accessories

Memory plug with Micro-SD incl. USB card reader (see chapter General Accessories)  
Mains adapter 12 V / 1.5 A  
DC adapter cable, 10 to 30 VDC, 12 V / 0.25 A, electrically isolated  
Rubberized impact protection, gray  
Magnetic fastening  
DIN rail mounting  
Instrument case

## Order no.

**ZA1904SD**  
**ZA1312NA12**  
**ZA2690UK**  
**ZB2490GS2**  
**ZB2490MH**  
**ZB2490HS**  
**ZB2490TK2**

## Connecting cables

USB data cable, electrically isolated  
Ethernet data cable, electrically isolated  
WLAN module, wireless WLAN connection  
Analog output cable, galvanically isolated, 1 x 20 mA  
Analog output cable, galvanically isolated, 2 x 10 V  
V24 data cable, electrically isolated  
Network technology, wireless modules: see chapter Network technology

## Order no.

**ZA1919DKU**  
**ZA1945DK**  
**ZA1739WL**  
**ZA1601RI**  
**ZA1602RU**  
**ZA1909DK5**

## Technical data

### Measuring inputs:

ALMEMO® 202-S	2 ALMEMO®-input sockets
ALMEMO® 204	4 ALMEMO®-input sockets for all digital ALMEMO® D6 and D7 sensors and for ALMEMO® standard sensors with the DIGI measuring range

Precision class:	depends on the digital ALMEMO® sensor used
------------------	---

Measuring rate:	total sampling rate up to 1000 mops for ALMEMO® D6 sensors and ALMEMO® standard sensor (DIGI): 10 and 2.5 mops, for ALMEMO® D7 sensors: up to 1000 mops (depending on sensor).
-----------------	---

### Channels:

ALMEMO® 202-S	up to 20 measuring channels (depending on sensor)
ALMEMO® 204	up to 40 measuring channels (depending on sensor)

Sensor power supply:	9 / 12 V, maximum 0.4 A
----------------------	-------------------------

Outputs:	2 ALMEMO® sockets suitable for all output modules (analog / data / trigger / relay cables, etc.)
----------	--

### Standard equipment:

Display:	Graphics display, 128 x 64 pixels, 8 rows Illumination: 2 white LEDs
----------	---

Keypad:	7 silicone keys (of which 4 soft-keys)
---------	--

Date and time-of-day:	Real-time clock, buffered by device battery
-----------------------	--

Single value memory, internal:	10 measured values, can be called onto display
--------------------------------	---

Memory:	8 MB internal, approx. 400 000 measured values (depending on number of channels)
---------	--

### Power supply:

Battery set:	3 AA alkaline batteries
--------------	-------------------------

Mains adapter:	ZA1312NA12 100 to 240 VAC to 12 VDC, 1.5 A galvanically isolated
----------------	---

DC-adapter cable galvanically isolated:	ZA2690-UK, 10 to 30 V, 0.25 A
---	-------------------------------

### Current consumption (without input and output modules):

Active mode:	approx. 35 mA
with display illumination:	approx. 70 mA
Sleep mode:	approx. 0.05 mA

Housing:	127 x 83 x 42 mm (LxWxH), ABS Weight 290 g
----------	---

Environmental conditions	see general technical data
--------------------------	----------------------------

**Data logger, professional measuring instrument, latest V7 generation**  
**Measuring inputs for all digital ALMEMO® D6 and D7 sensors,**  
**for ALMEMO® standard sensors with the DIGI measuring range**  
**Data logger with internal memory or with external memory connector (accessory)**

### ALMEMO® 202-S



**Data logger, 2 Measuring inputs**

### ALMEMO® 204



**Data logger, 4 Measuring inputs**

### Option

### Order no.

Multi-point adjustment and / or linearization can - with all  
digital ALMEMO® plug versions - be programmed by users  
themselves

**OA202KL**

### Standard delivery

### Order no.

Measuring instrument, batteries, instruction manual,  
data logger, **ALMEMO® 202-S professional measuring  
instrument**

**MA202S**

Measuring instrument, batteries, rubberized impact  
protection ZB2490GS1, mains adapter ZA1312NA12,  
USB data cable ZA1919DKU, device case ZB2490TK2,  
instruction manual, data logger, **ALMEMO® 202-S  
professional measuring instrument in a carrying  
case kit**

**MA202SKSU**

### Option

### Order no.

Multi-point adjustment and / or linearization can - with all  
digital ALMEMO® plug versions - be programmed by users  
themselves

**OA204KL**

### Standard delivery

### Order no.

Measuring instrument, batteries, instruction manual,  
data logger, **ALMEMO® 204 professional measuring  
instrument**

**MA204**

Measuring instrument, batteries, rubberized impact  
protection ZB2490GS1, mains adapter ZA1312NA12,  
USB data cable ZA1919DKU, device case ZB2490TK2,  
instruction manual, data logger, **ALMEMO® 204  
professional measuring instrument in a carrying  
case kit**

**MA204KSU**

## Data logger ALMEMO® 104



**ALMEMO® data logger**  
**Precision measuring instrument, latest V7 generation.**  
**Comprehensive range of functions for all application areas.**  
**Increased measuring accuracy, fast measuring rate.**  
**4 measuring inputs.**

## Technical data and functions

**Data logger of the latest V7 generation**

The precision measuring instrument ALMEMO® 104 provides numerous outstanding functions for special applications using all ALMEMO® sensors (analog, DIGI, ALMEMO® D6) and the latest ALMEMO® D7 sensors.

**Digitize and calibrate the existing sensor technology**

Using the ALMEMO® D7 input plugs the existing sensor technology can easily be digitized. For digital sensors the overall accuracy of the measurement is independent from the ALMEMO® V7 display device / data logger. The complete measuring chain, consisting of sensor and connected ALMEMO® D7 measurement plug, can be calibrated. The accuracy during the calibration process can be increased by using multi-point adjustment.

**One measuring instrument for every need**

This compact, handy device can, as an option, be fitted with rubberized impact protection with mounting bracket for mobile use. For stationary applications H-rail or magnetic mounting are available.

**Data logger for all storage applications**

To save measured values a large flash memory is integrated. For monitoring tasks it can also be configured as a ring memory. For larger amounts of data, an external memory is available featuring a plug-in SD card.

For autonomous long-term monitoring the data logger can also be run in energy-saving sleep mode.

**Measuring inputs for ALMEMO® sensors, all generations**

Data logger ALMEMO® 104 incorporates 4 measuring inputs. All new and already existing sensors designed for any measurable variable can be connected and evaluated.

Sensors using analog signals pass via the integrated high-speed, high-resolution A/D converter. Additional electrical isolation between measuring inputs and power supply (device ground) increases measuring quality.

Digital D6 and the latest digital D7 sensors transfer measured values to the measuring instrument directly in digital form.

**New digital ALMEMO® D7 sensors**

With these digital ALMEMO® D7 sensors the ALMEMO® system is enhanced by many new functions.

They operate via an all-digital interface to the ALMEMO® 104 measuring instrument ensuring high-speed serial transmission of all measured values.

The measuring ranges of ALMEMO® D7 plugs are independent of the measuring instrument and can be expanded as and when required for new applications.

Measured values can be displayed with up to 8 digits (depending on range) and the units with up to 6 characters. Sensor designation and information can be up to 20 characters.

The ALMEMO® D7 sensor has its own processor. These all work in parallel at their sensor-specific sampling rate. Scanning times on the ALMEMO® 104 can be set individually for quick-acting and slow-acting sensors.

The ALMEMO® D7 plug can process up to 10 channels for measured values and function values. This includes new applications, especially for multi-purpose sensors (e.g. Meteorological sensors) and for linking up to complex third-party devices (e.g. chemical analysers, power analysers).

**Bright graphics display, easy and convenient operation by means of soft-keys**

The white, illuminated graphics display ensures that functions and measured values can be viewed in the clearest way possible. The device is easy and convenient to operate by means of 4 soft-keys and a cursor block. The menu guidance is clearly structured and easy to understand.

The sensor display shows the measured values together with all relevant sensor-specific functions, e.g. temperature compensation, atmospheric pressure compensation. Measured values, peak values, average values, and limit values can all be displayed in easy-to-understand lists.

Choice of languages: German, English, French

**End-to-end programming of all parameters for ALMEMO® D6 and D7 sensors**

The ALMEMO® 104 precision measuring instrument provides a programming menu for the end-to-end programming of all the parameters needed for digital ALMEMO® D6 and D7 sensors.

The required measuring ranges are selected (with ALMEMO® D7 sensors up to 10 measuring channels) and other relevant sensor parameters are configured, e.g. moving average, atmospheric pressure compensation, temperature compensation.

**Other equipment**

The two ALMEMO® output sockets can be used to connect a PC / network and an ALMEMO® output interface with relays and analog output at the same time.

With option KL it is possible - for an ALMEMO® sensor (i.e. temperature or pressure sensors) to program multi-point adjustment or linearization in the ALMEMO® plug itself.

This option is possible with all ALMEMO® plug versions. Standard connector (analog or DIGI), ALMEMO® D6 and D7 plugs.

**ALMEMO® 104**

**Precision measuring instrument, latest V7 generation, 4 measuring inputs**  
**Data logger with internal memory or external memory connector (accessory)**

**Technical data**

<b>Measuring inputs:</b>	4 ALMEMO® input sockets for ALMEMO® sensors, all generations analog sensors, D6 and D7 sensors	<b>Standard equipment:</b>	
<b>Precision class:</b>	A (see general technical data) up to AA with digital ALMEMO® sensors	<b>Display:</b>	Graphics display, 128 x 64 pixels, 8 rows Illumination: 2 white LEDs
<b>Total sampling rate:</b>	up to 2000 measurements/s	<b>Keypad:</b>	7 silicone keys (of which 4 soft-keys)
<b>Measuring rate for analog sensors, D6 sensors:</b>	2.5 / 10 / 50 / 100 mops (measuring operations per second)	<b>Date and time-of-day:</b>	Real-time clock (4.7 ppm), buffered by device battery
<b>Measuring rate for D7 sensors:</b>	up to 1000 mops	<b>Memory:</b>	internal, approx. 400 000 meas. values (depending on number of channels)
<b>Electrical isolation for analog sensors:</b>	with semiconductor relays (50 V) Additional electrical isolation between measuring inputs and power supply (device ground)	<b>Power supply:</b>	
<b>Channels:</b>	Up to 40 measuring channels per device	<b>Battery set:</b>	3 AA alkaline batteries
<b>Sensor power supply:</b>	9 / 12 V, maximum 0.4 A for supply via mains adapter 12 V, maximum 0.4 A	<b>Mains adapter:</b>	ZA1312NA12 100 to 240 VAC to 12 VDC, 1.5 A galvanically isolated
<b>Air pressure sensor:</b>	built-in, meas. range 700 to 1100 mbar	<b>DC-adapter cable galvanically isolated:</b>	ZA2690-UK, 10 to 30 V, 0.25 A
<b>Accuracy:</b>	± 2.5 mbar at 23 °C ±5 K	<b>Current consumption (without input and output modules):</b>	
<b>Outputs:</b>	2 ALMEMO® sockets, suitable for all output modules (data / analog / trigger / relay cables, memory connector, etc.)	<b>Active mode:</b>	approx. 35 mA
		<b>with display illumination:</b>	approx. 65 mA
		<b>Sleep mode:</b>	approx. 0,15 mA
		<b>Housing:</b>	127 x 83 x 42 mm (LxWxH), ABS Weight 290 g
		<b>Environmental conditions</b>	see general technical data

**Accessories**

	<b>Order no.</b>
Memory plug with Micro-SD incl. USB card reader (see chapter General Accessories)	ZA1904SD
Mains adapter 12 V / 1.5 A	ZA1312NA12
DC adapter cable, 10 to 30 VDC, 12 V / 0.25 A, electrically isolated	ZA2690UK
Rubberized impact protection, green	ZB2490GS1
Magnetic fastening	ZB2490MH
DIN rail mounting	ZB2490HS
Instrument case	ZB2490TK2

**Connecting cables**

	<b>Order no.</b>
USB data cable, electrically isolated	ZA1919DKU
Ethernet data cable, electrically isolated	ZA1945DK
WLAN module, wireless WLAN connection	ZA1739WL
ALMEMO® radio modules, wireless connection to the PC	ZA1739BPVU
Analog output cable, galvanically isolated, 1 x 20 mA	ZA1601RI
Analog output cable, galvanically isolated, 2 x 10 V	ZA1602RU
Trigger and alarm cable (2 NO contacts, 0.5 A, 50 V DC)	ZA1006EKG
V24 data cable, electrically isolated	ZA1909DK5
Network technology, wireless modules: see chapter Network technology	

**Option**

	<b>Order no.</b>
Multi-point adjustment and / or linearization can - with all ALMEMO® plug versions - be programmed by users themselves	OA104KL

**Standard delivery**

	<b>Order no.</b>
Measuring instrument, batteries, instruction manual, data logger, manufacturer's test certificate, <b>ALMEMO® 104 precision measuring instrument</b>	MA104
Measuring instrument, batteries, rubberized impact protection ZB2490GS1, mains adapter ZA1312NA12, USB data cable ZA1919DKU, device case ZB2490TK2, instruction manual, data logger, <b>ALMEMO® 104 precision measuring instrument in a carrying case kit</b>	MA104KSU





Fig.: ALMEMO® 104 for digital and analog sensors with 4 measuring inputs and rubberized impact protection. For more measuring inputs, select ALMEMO® 710.



## Data logger ALMEMO® 710



**ALMEMO® data logger**  
**Precision measuring instrument,**  
**latest V7 generation**  
**With touchscreen.**  
**Comprehensive range of functions**  
**for all application areas.**  
**Increased measuring accuracy,**  
**fast measuring rate.**  
**10 measuring inputs**

**Data logger from our latest V7 generation**

Data logger ALMEMO® 710 offers outstanding functions - thanks to our latest D7 sensors.

**High-quality display - easy and convenient touchscreen operation**

The brightly illuminated, generously dimensioned 5.7-inch color graphics display shows all measured values and functions clearly and precisely. The device is operated easily and conveniently via touchscreen. The menu guidance system, incorporating wizards and help windows, has a clear, straightforward structure.

Measured values, peak values, average values, and limit values can all be displayed in an easy-to-understand way in various forms, namely list, bar chart, or line graph (up to 5 lines).

Users can even configure their own customized user menus to display those parameters required by a particular application. Choice of languages: German, English, French, Czech

**One measuring instrument for every use**

The measuring instrument is enclosed in a handy, compact housing with rubberized impact protection. This device can be used in a wide variety of ways, in mobile applications or as a desktop unit, on a folding stand or as a stationary unit in a wall-mounted housing.

It incorporates a powerful rechargeable lithium battery to ensure a long operating time.

**Data logger for all storage applications**

For the purpose of saving measured values the device incorporates an 8-MB flash memory. This can also be configured as a ring memory for monitoring tasks.

To save larger data quantities an external memory is available in the form of a plug-in SD card.

For autonomous long-term monitoring the data logger can also be run in energy-saving sleep mode.

**Measuring inputs for 10 ALMEMO® sensors, all generations**

Data logger ALMEMO® 710 incorporates 10 measuring inputs. All new and already existing sensors designed for any measurable variable can be connected and evaluated.

Sensors using analog signals pass via the integrated high-speed, high-resolution A/D converter. Additional electrical isolation between measuring inputs and power supply (device ground) increases measuring quality.

Digital D6 and the latest digital D7 sensors transfer measured values to the measuring instrument directly in digital form.

The measuring instrument supports all ALMEMO® plug connectors and sensor functions. Digital D6 / D7 sensors can be configured directly via the touchscreen.

**New digital ALMEMO® D7 sensors**

With these digital ALMEMO® D7 sensors the ALMEMO® system is enhanced by many new functions.

They operate via an all-digital interface to the ALMEMO® 710 measuring instrument ensuring high-speed serial transmission of all measured values.

The measuring ranges of ALMEMO® D7 plugs are independent of the measuring instrument and can be expanded as and when required for new applications.

Measured values can be displayed with up to 8 digits (depending on range) and the units with up to 6 characters. Sensor designation and information can be up to 20 characters.

The ALMEMO® D7 sensor has its own processor. These all work in parallel at their sensor-specific sampling rate. D7 sensors thus attain very high measuring speeds in dynamic measuring operations. Scanning times on the ALMEMO® 710 can be set individually for quick-acting and slow-acting sensors.

The ALMEMO® D7 plug can process up to 10 channels for measured values and function values. This includes new applications, especially for multi-purpose sensors (e.g. Meteor sensors) and for linking up to complex third-party devices (e.g. chemical analysers, power analysers).

**Other equipment**

With 3 ALMEMO® output sockets it is possible to connect simultaneously a PC / network, an ALMEMO® output interface with relays and analog output, and an SD memory card.

The ALMEMO® 710 incorporates an atmospheric pressure sensor to ensure automatic pressure compensation for measuring operations involving inter alia air flow or humidity variables.

With option KL it is possible - for an ALMEMO® sensor (e.g. temperature or pressure sensors) - to program multi-point adjustment or linearization in the ALMEMO® plug itself.

This option is possible with all ALMEMO® plug versions. Standard connector (analog or DIGI), ALMEMO® D6 and D7 plugs.



## ALMEMO® 710



**Precision measuring instrument, latest V7 generation, 10 measuring inputs**  
**Data logger with internal memory or external memory connector (accessory)**

### Technical data

<b>Measuring inputs</b>	10 ALMEMO® input sockets for ALMEMO® sensors, all generations analog sensors, D6 and D7 sensors	<b>Illumination</b>	white LED, dimmable
<b>Precision class</b>	AA (see general technical data)	<b>Keypad</b>	Capacitive touchscreen and 3 additional touch keys
<b>Total sampling rate:</b>	up to 2000 measurements/s	<b>Memory</b>	8-MB flash memory (400,000 up to 1.5 million meas. values)
<b>Measuring rate for analog sensors, D6 sensors</b>	2.5 / 10 / 50 / 100 mops (measuring operations per second)	<b>Date and time-of-day</b>	Real-time clock (4.7 ppm) buffered with lithium battery
<b>Electrical isolation for analog sensors</b>	with semiconductor relays (50 V) Additional electrical isolation between measuring inputs and power supply (device ground)	<b>Power supply</b>	
<b>Channels</b>	Up to 100 measuring channels per device	Rechargeable battery/ies	2 rechargeable lith. batteries, total 15.6 Ah Integrated, high-speed charging (3 hours)
<b>Sensor power supply</b>	6 / 9 / 12 V, maximum 2 x 400 mA for supply via mains adapter 12 V, maximum 2 x 400 mA	Mains adapter	ZA1312NA11 100 to 240 VAC to 12 VDC, 2.5 A, electr. isol.
<b>Atmospheric pressure sensor</b>	Integrated, meas. range 700 to 1100 mbar	<b>Current consumption (without input and output modules)</b>	
<b>Accuracy</b>	±2.5 mbar (at 23 °C ±5 K)	Active mode	approx. 300 to 700 mA
<b>Outputs</b>	3 ALMEMO® sockets, suitable for all output modules (data / analog / trigger / relay cables, memory connector, etc.)	Sleep mode	approx. 0.05 mA
<b>Standard equipment</b>		<b>Housing</b>	222 x 169 x 61 mm (WxDxH) 1200 g ABS / TPE, 2-shot technology with rubberized impact protection
<b>Display</b>		ALMEMO® 710	with folding stand
Graphics display	5.7-inch TFT LCD VGA, 640 x 480 pixels	ALMEMO® 710 WG	with DIN rail fixture for wall-mounting, connections facing downwards
		<b>Environmental conditions</b>	see general technical data

### Accessories

	Order no.
Memory connector with micro SD, including USB card reader (see chapter „General accessories“)	ZA1904SD
Large carry case, aluminum profile frame / ABS, inside dimensions 48 x 35 x 6+6 cm (WxDxH)	ZB2590TK2

### Connecting cables

	Order no.
Ethernet data cable, electrically isolated	ZA1945DK
Analog output cable, electrically isolated, 1 x 20 mA	ZA1601RI
Analog output cable, electrically isolated, 2 x 10 V	ZA1602RU
Trigger and alarm cable (2 relays, 0.5 A, 50 VDC)	ZA1006EKG

Note on WinControl measuring software

As measuring software WinControl is suitable for current version 7 and above. Variants and description (see chapter „Software“).

### Options

	Order no.
Multi-point adjustment and / or linearization can - with all ALMEMO® plug versions - be programmed by users themselves	OA710KL
Temperature ranges for 8 refrigerants	SB0000R2

### Standard delivery

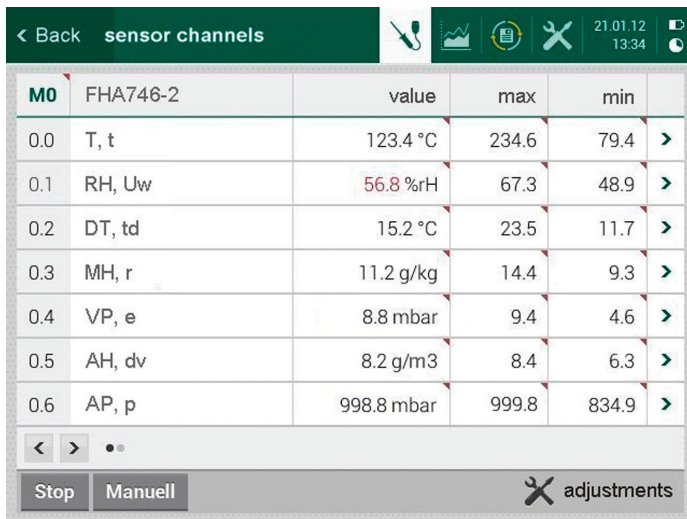
	Order no.
USB data cable ZA1919DKU, Mains unit ZA1312NA11, Manufacturer's test certificate	
Mobile device with folding stand, in case ZB9710TK <b>Precision measuring instrument ALMEMO® 710</b>	MA710
Stationary device with wall-mounting, <b>Precision measuring instrument ALMEMO® 710WG</b>	MA710WG

DAkKS accredited calibration or works calibration KE90xx, electrical, for measuring instrument, see chapter „Calibration certificates“.

DAkKS accredited calibration meets all the requirements regarding test resources laid down in DIN EN ISO/IEC 17025.



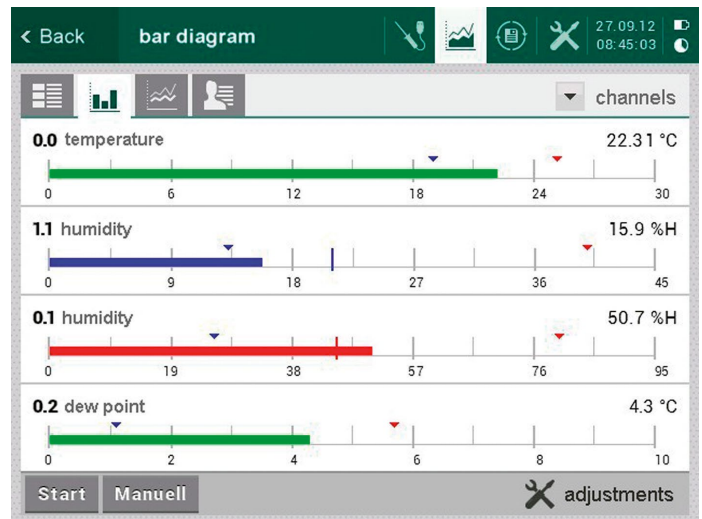
## ALMEMO® 710 Clear, precise display - easy and convenient touchscreen operation



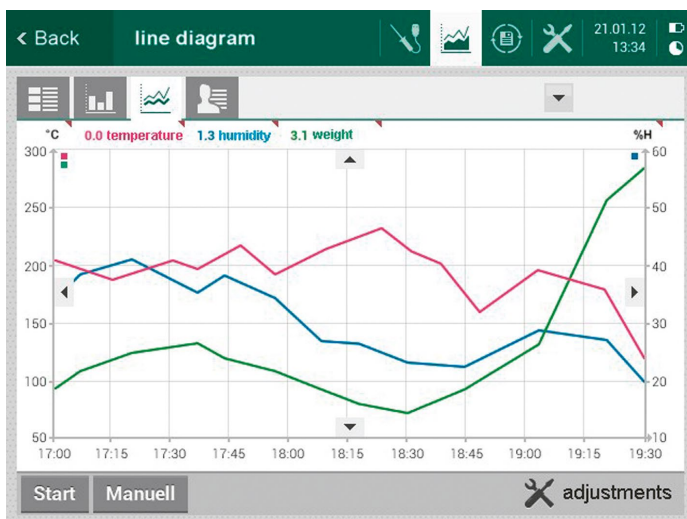
		value	max	min	
M0	FHA746-2				
0.0	T, t	123.4 °C	234.6	79.4	>
0.1	RH, Uw	56.8 %rH	67.3	48.9	>
0.2	DT, td	15.2 °C	23.5	11.7	>
0.3	MH, r	11.2 g/kg	14.4	9.3	>
0.4	VP, e	8.8 mbar	9.4	4.6	>
0.5	AH, dv	8.2 g/m3	8.4	6.3	>
0.6	AP, p	998.8 mbar	999.8	834.9	>

Stop Manuell adjustments

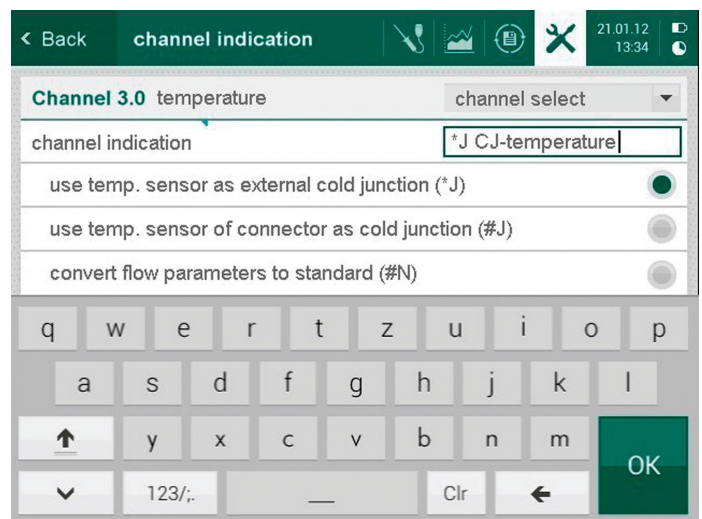
List of active measuring channels



Display of measured values as a bar chart



Display of measured values as a line graph



Channel 3.0 temperature channel select

channel indication \*J CJ-temperature

use temp. sensor as external cold junction (\*J) ☒

use temp. sensor of connector as cold junction (#J) ☐

convert flow parameters to standard (#N) ☐

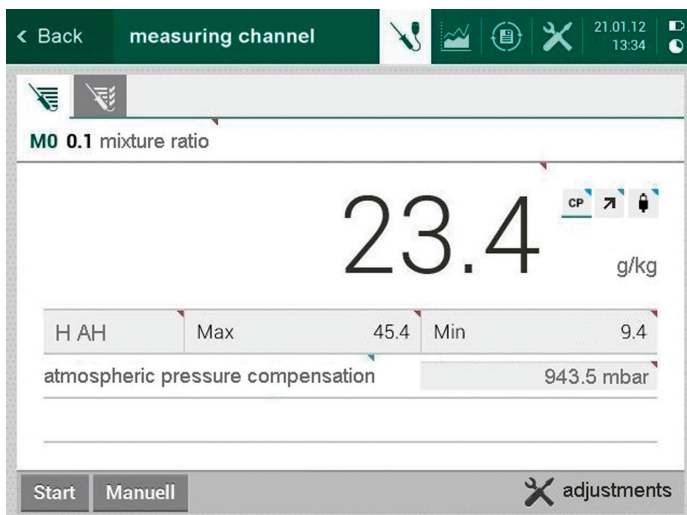
q w e r t z u i o p

a s d f g h j k l

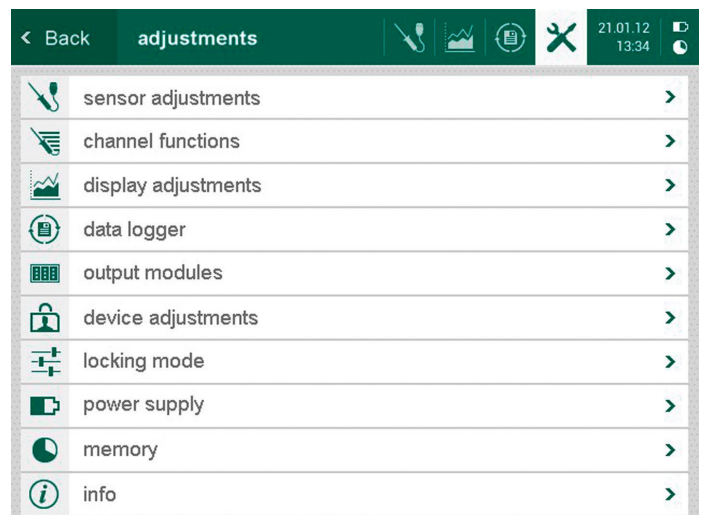
↑ y x c v b n m OK

123/., \_ Clr ←

Keypad for programming



Generously dimensioned display of measured values




Back adjustments

- sensor adjustments >
- channel functions >
- display adjustments >
- data logger >
- output modules >
- device adjustments >
- locking mode >
- power supply >
- memory >
- info >

Settings for all sensor and device parameters

Data logger ALMEMO® 510



**ALMEMO® data logger of the latest generation V7.**

**Modular data logging with active measuring circuit boards, up to 100 measuring inputs for all sensors.**

**Operation as PC interface for online measurement with Win-Control software.**

Technical data and functions ALMEMO® 510

- ALMEMO® device of the latest generation V7.
- Operation as a PC interface for online measurement with Win-Control software from WC2 standard (accessory).
- Modular measuring system with active measuring circuit boards. Each measuring circuit board has its own address (adjustable). 3 different housing designs are available.
- 2 measuring circuit boards as standard, 20 ALMEMO® input sockets, galvanically isolated for the connection of up to 20 ALMEMO® sensors of all generations (analog/DIGI/D6/D7), up to 200 sensor channels (sensor-dependent).
- Expansion with additional measuring circuit boards, depending on the housing width, up to 100 measuring inputs with up to 1000 measuring channels.
- Sensors with analog signals are measured with the built-in fast and high-resolution AD converter. The additional electrical isolation between measurement inputs and supply (device ground) increases the measurement quality. Digital D6 sensors and the new digital D7 sensors transmit their measured values digitally to the measuring device. The measuring device supports all ALMEMO® connector and sensor functions. The complete configuration of all sensor parameters for ALMEMO® standard, D6 and D7 sensors is carried out via the ALMEMO® Connect software.
- The KL option allows multi-point adjustment or linearization to be programmed in the ALMEMO® connector for ALMEMO®

- sensors (e.g. for temperature sensors or pressure sensors). This is possible with all ALMEMO® connector versions: standard connectors (analog or with DIGI range), ALMEMO® D6 and D7 connectors.
- Interface card with digital interface via 1 ALMEMO® output socket A1 (common for all measuring circuit boards). All ALMEMO® networks are possible via the digital ALMEMO® output cables: RS232, USB, Ethernet, WLAN, ALMEMO® radio module.
- The complete configuration of all device parameters is carried out with the ALMEMO® Connect software.
- Display of the operating states on the interface card and the measuring circuit boards via LEDs.
- For long-term measurements, a rechargeable battery pack is available (accessories) to bridge (brief) interruptions in the power supply.
- If the connection to the PC is interrupted, the measured values in each measuring circuit board can be buffered in the built-in data memory (FAIL SAVE mode, configurable).
- The RTA6 relay/trigger/analog interface is available as a plug-in card (accessory) for the output of alarm and control signals. The outputs can be controlled either directly from the measuring device or from the WinControl software (with alarm function, optional).

Technical data

Measuring inputs:

Standard configuration:	20 ALMEMO® input sockets for all ALMEMO® sensors (Standard, DIGI, D6, D7)
Channels (Standard):	up to 200 measuring channels
Extension:	up to 100 inputs depending on the housing
Precision class:	AA technical data see chapter beginning
Measuring rate for analog sensors, DIGI, D6 sensors:	100, 50, 10 and 2.5 Measurements/s
Galv. isolation for analog sensors	with semiconductor relay (50 V) additional galv. isolation between measuring inputs and supply (device ground)
Sensor voltage supply:	12 V, max. 400 mA per measuring circuit board, max. 1.2 A per data logger When battery operated: also 6/9 V
Interface:	1 ALMEMO® output socket A1 for interface cable

Standard equipment:

Memory:	8 MB Flash (400 000 up to 1.5 million meas. values)
Time and date:	Real-time clock (4.7 ppm), lithium battery
Power supply:	via ALMEMO® DC socket
Mains adapter:	ZA1312NAX, 100 ... 240 V AC to 12 V DC, at least 2 A galv. isolated
Battery (accessories):	2 lithium batteries, total 13.8 Ah, Quick-charging circuit (3 h) integrated
Power consumption without input and output modules	ca. 180 mA without sensor / sensor system (Standard configuration)
Housing	
Desktop housing TG3	W179 x H158 x D232 mm, ca. 2.1 kg
Desktop housing TG8	W444 x H158 x D232 mm, ca. 4 kg
Rack housing BT8	W483 x H132 x D273 mm, ca. 4.2 kg
Ambient conditions	see general technical specifications

**Accessories****Order no.**

WinControl software for recording measured values, for any number of measuring circuit boards (devices) and channels, for versions and description see Software chapter

**SW5600WC2**

Active measuring circuit board MA10 (extension), 2 slots, 10 ALMEMO® input sockets

**ES510MA10**

Relay/trigger/analog card, 2 slots. Up to 4 cards are supported per system, see chapter Output modules

**ES500RTA6**

Battery pack (Li-Ion) 13.8 Ah. Space requirement 2 slots, incl. power supply unit ZB 1212NA11

**ES500AP**

Transport case, aluminum profile frame/ABS, for ALMEMO® 510 in TGx desktop housing

**ZB5600TK3**

Rack case with carrying handle, for ALMEMO® 510 in rack housing BT8

**ZB5090RC****Input connectors****Order no.**

USB data cable, galvanically isolated

**ZA1919DKU**

Ethernet data cable, galvanically isolated

**ZA1945DK**

WLAN module

**ZA1739WL**

ALMEMO® radio module, wireless connection directly to the PC

**ZA1739BPVU**

For description see chapter Network technology

**Option****Order no.**

Program multi-point adjustment or linearization yourself with all ALMEMO® connector versions

**OA510KL****Standard delivery**

ALMEMO® 510, data logger, data acquisition system with interface card and 2 active MA10 measuring circuit boards, 20 ALMEMO® input sockets for all ALMEMO® sensors (analog/DIGI/D6/D7), plug-in power supply ZA1312NA11, operating instructions, manufacturer's test certificate

**ALMEMO® 510 A20 TG3**

Data acquisition system in TG3 desktop housing,

20 inputs, 3 free slots

**MA510A20TG3**

Expandable with one MA10 meas. circuit board (10 inputs)

**ALMEMO® 510 A20 TG8**

Data acquisition system in TG8 desktop housing,

20 inputs, 16 free slots

**MA510A20TG8**

Expandable with eight MA10 meas. circuit boards (80 inputs)

**ALMEMO® 510 A20 BT8**

Data acquisition system in 19" rack housing,

20 inputs, 16 free slots

**MA510A20BT8**

Expandable with eight MA10 meas. circuit boards (80 inputs)




Interface card, active measuring circuit boards and extensions for ALMEMO® 510 data logger


11/2025 • We reserve the right to make technical changes.




IF



MA10



AP




RTA6




## Data logger ALMEMO® 510

In operation as a PC interface with the WinControl software

For recording, displaying and processing all measured data



## Data logger ALMEMO® 809

**ALMEMO® data logger**

**Precision measuring instrument, latest V7 generation.**

**Nine measuring inputs for all sensors.**

**Operates as data logger or PC interface.**

**Increased measuring accuracy, fast sampling rate, with ALMEMO® D7 sensors up to 1000 measuring operations per second.**

**Data logger from our latest V7 generation.**

Data logger ALMEMO® 809 offers outstanding functions and applications using our latest D7 sensors. This measuring instrument operates either as data logger or as PC interface using the WinControl measuring software (an accessory). The device parameters can be fully configured by means of the ALMEMO® Connect software.

**New digital ALMEMO® D7 sensors**

With these digital ALMEMO® D7 sensors the existing ALMEMO® system is enhanced by many new functions. These operate via an all-digital interface to the ALMEMO® 809 measuring instrument ensuring high-speed serial transmission of all measured values. The measuring ranges of ALMEMO® D7 plugs are independent of the measuring instrument and can be expanded as and when required for new applications.

Measured values can be displayed with up to 8 digits (depending on quantity and range) and the units with up to 6 characters. Sensor designation and information can be up to 20 characters. Each ALMEMO® D7 sensor has its own processor. They all work in parallel at their own sensor-specific sampling rate. D7 sensors thus attain very high measuring speeds in dynamic measuring operations. Scanning times on the ALMEMO® 809 can be set individually for quick-acting and slow-acting sensors. The ALMEMO® D7 plug can process up to 10 channels for measured values and function values. This includes new applications, especially for multi-purpose sensors (e.g. Meteo sensors) and for linking up to complex third-party devices (e.g. chemical analysers, power analysers).

**Measuring inputs for nine ALMEMO® sensors, all generations**

Data logger ALMEMO® 809 incorporates nine measuring inputs. The measuring instrument can process up to 90 measuring channels - depending on the sensors connected. All new and already existing sensors designed for any measurable variable can be connected and evaluated. Sensors using analog signals pass via the integrated high-speed, high-resolution A/D converter. Additional electrical isolation between measuring inputs and power supply (device ground) increases measuring quality. Digital D6 and the latest digital D7 sensors transfer measured values to the measuring instrument directly in digital form.

The measuring instrument supports all ALMEMO® plug connectors and sensor functions. All sensor parameters for

ALMEMO® standard / D6 / D7 sensors can be fully configured by means of the ALMEMO® Connect software.

**Data logger for all storage applications**

For the purpose of saving measured values the device incorporates an 8-MB flash memory. This can also be configured as a ring memory for monitoring tasks.

To save larger data quantities an external memory is available in the form of a plug-in SD card.

For autonomous long-term monitoring the data logger can also be run in energy-saving sleep mode.


**Other equipment**

With two ALMEMO® output sockets it is possible to connect simultaneously a PC / network, an ALMEMO® output interface with relays and analog output, or an ALMEMO® memory connector with an SD card.

There are five LEDs for indicating various operating states. The operating key is used to switch on the device and to start / stop a measuring operation.

With option KL it is possible - for an ALMEMO® sensor (e.g. temperature or pressure sensors) - to program multi-point adjustment or linearization in the ALMEMO® plug itself. This option is possible with all ALMEMO® plug versions, standard connectors (analog or DIGI), ALMEMO® D6 and D7 plugs.

## ALMEMO® 809



**Precision measuring instrument, latest V7 generation, nine measuring inputs  
Data logger with internal memory or external memory connector (accessory)**

## Technical data

<b>Measuring inputs</b>	Nine ALMEMO® input sockets suitable for all generations of ALMEMO® sensors, analog sensors, D6 and D7 sensors	<b>Standard equipment</b>	
		Operation	1 key, 5 LEDs, 2 coding switches
		Memory	8-MB flash memory (400,000 up to 1.5 million meas. values)
<b>Precision class</b>	AA see general technical data		
<b>Total sampling rate</b>	up to 2000 measurements/s	Date and time-of-day	Real-time clock (4.7 ppm) with lithium buffer battery
<b>Sampling rate for analog sensors, D6 sensors</b>	2.5 / 10 / 50 / 100 mops		
<b>Electrical isolation for analog sensors</b>	with semiconductor relays (50 V) Additional electrical isolation between measuring inputs and power supply (device ground)	<b>Power supply</b>	
		Mains adapter	ZB1212NA12 100 to 240 VAC to 12 VDC, 1.5 A, electrically isolated
<b>Channels</b>	Up to 90 measuring channels per device		
<b>Sensor power supply</b>	12 V, maximum 400 mA	Current consumption without input and output modules	
<b>Outputs</b>	Two ALMEMO® sockets, suitable for all output modules (data / analog / trigger / relay cables, memory connector, etc.)	Active mode	approx. 50 mA
		Sleep mode	approx. 0.05 mA
		<b>Housing</b>	180 x 49 x 137 mm (LxWxH) Polystyrene (PS), weight approx. 490 g
		Environmental conditions	see general technical data

## Accessories

	Order no.
Plug-in memory with micro SD card, including USB card reader (see chapter „General accessories“)	ZA1904SD
DC adapter cable, 10 to 30 VDC, 12 V / 1 A, electrically isolated	ZB3090UK2
WinControl software for measured data acquisition per device up to 20 channels for any number of devices and channels	SW5600WC1 SW5600WC2
Note on WinControl measuring software WinControl measuring software is suitable for version 7 and above. For versions and description see Chapter Software.	

## Connecting cables

	Order no.
USB data cable, electrically isolated	ZA1919DKU
Ethernet data cable, electrically isolated	ZA1945DK
Analog output cable, electrically isolated, 1 x 20 mA	ZA1601RI
Analog output cable, electrically isolated, 2 x 10 V	ZA1602RU
Trigger and alarm cable (2 relays, 0.5 A, 50 VDC)	ZA1006EKG

## Options

	Order no.
Multi-point adjustment and / or linearization can - with all ALMEMO® plug versions - be programmed by users themselves	OA809KL
Temperature ranges for 8 refrigerants	SB0000R2

## Standard delivery

	Order no.
Measuring instrument, Mains unit ZB1212NA12, Manufacturer's test certificate	
<b>Precision measuring instrument ALMEMO® 809</b>	<b>MA809</b>

DAkkS accredited calibration or factory calibration KE90xx, electrical, for measuring instruments, see chapter „Calibration certificates“.  
The DAkkS accredited calibration meets the requirements of DIN EN ISO/IEC 17025 for test equipment.



## Data logger ALMEMO® 5690



**ALMEMO® data logger**  
**Precision measuring instrument for measured data acquisition. Comprehensive range of functions for all application areas. Increased measuring accuracy, fast measuring rate. Up to 99 / 190 measuring inputs**  
**Operates as data logger or PC interface, also with generously dimensioned graphics display.**

## Technical data and functions, ALMEMO® 5690

- Multi-functional data acquisition systems with up to 99 or 190 measuring inputs (applies to ALMEMO® 5690-xCPU with option XU or XM)
- Increased measuring accuracy and stability
- Fast measuring rate, up to 50 measuring operations per second. With SD memory card, up to 100 mops, optional for 1 channel up to 500 mops (does not apply to ALMEMO® 5690-xCPU with option XM)
- Measuring rate increased to over 100 channels / second with several measuring circuit boards (applies to ALMEMO® 5690-xCPU with option XM). The measuring circuit boards operate in parallel, thus ensuring short scanning times for a large number of channels.
- Over 65 standard measuring ranges
- Option KL for independent multi-point adjustment or special linearization programmable in 30 points and management of calibration data saved in the sensor connector and the measuring instrument
- Higher measuring quality thanks to electrical isolation between measuring inputs and device power supply (device ground)
- Improved cold junction compensation with 2 sensors per input card
- Operates as data logger (internal EEPROM / RAM or SD memory card, sleep mode for long-term recording) or as interface for PC online operation
- ALMEMO® 5690-1 (variant without display), ALMEMO® 5690-2 (variant with display and operating controls)
- 5 LEDs for displaying the operating status of the measuring circuit and the CPU
- 8 rechargeable NiMH batteries with high-speed battery charging (accessory)
- Relay / trigger / analog interface as plug-in board (accessory) for output of alarm and control signals
- ALMEMO® output sockets, suitable for digital interfaces, analog output, trigger input, alarm contacts, memory card
- Housing in several variants: Desktop housing TG1, TG3, TG8 Wall-mounted housing WG3, Rack housing BT8.

## Technical data, ALMEMO® 5690

Precision class	AA (see general technical data)
Measuring rate	(100), 50, 10 and 2.5 mops
Electrical isolation for analog sensors	with semiconductor relays (50 V) Additional electrical isolation between measuring inputs and power supply (device ground)
Date and time-of-day	Real-time clock, buffered with lithium battery
Supply current	For system boards and sensor supply Entire system, max. 1.5 A, per board max. 0.3 A

Power supply	
Mains adapter	ZB1212NA11 100 to 240 VAC to 12 VDC, 2.5 A
DC adapter cable	electrically isolated ZB3090-UK2 10 to 30 VDC, 12 VDC, 1 A
Rechargeable battery	pack 8 rechargeable NiMH batteries, 9 to 11 V, 1600 mAh with intelligent high-speed charging (3.5 hours) Supply current Entire system maximum 1.5 A
Environmental conditions	see general technical data

## Accessories ALMEMO® 5690

	Order no.
Rechargeable batteries, 1600 mAh, 1 slot	ES5690AP
DC cable, 10 to 30 VDC, 12 VDC, 1.25 A	ZB3090UK2
Relay / trigger / analog board (see chapter „Output modules“) 2 slots	ES5690RTA5
Carry case, aluminum profile frame / ABS, suitable for ALMEMO® 5690 in desktop housing TGx	ZB5600TK3
Rack case with handle, suitable for ALMEMO® 5690 in rack housing BT8	ZB5090RC

## Connecting cables ALMEMO® 5690







	Order no.
USB data cable, electrically isolated	ZA1919DKU
Ethernet data cable, electrically isolated	ZA1945DK
Trigger and relay cable (2 relays, 0.5 A, 50 V)	ZA1006EKG
Analog output cable, -1.25 to +2.0 V, 0.1 mV / digit	ZA1601RK
V24 data cable, electrically isolated	ZA1909DK5
Network technology, wireless modules (see chapter „Networking“) Relay trigger analog adapter (see chapter „Output modules“)	

# ALMEMO® Measuring Instruments





## ALMEMO® data acquisition systems - a comparison

11/2025 • We reserve the right to make technical changes.

### Function

System type	5690-xM09	5690-xCPU	5690-xCPU with option XU	5690-xCPU with option XM
				
Measuring circuit	Master measuring circuit board with 9 measuring inputs	Measuring circuit CPU board (without measuring inputs)		
Measuring inputs	up to 99 inputs	up to 100 inputs	up to 190 inputs	up to 190 inputs
Number of channels	up to 99 channels	up to 100 channels	up to 250 channels	up to 250 channels
Expansions Selector switch boards	up to 9 	up to 10 	up to 19 	None
Expansions Active measuring circuit boards	None	None	None	up to 19 
Scanning time (approx.)	For 1 to 99 channels in total	For 1 to 100 channels in total	For 1 to 190 channels in total	For 100 / 190 channels in total = 10/19 measuring circuit boards with 10 channels each
At conversion rate 10 Hz At conversion rate 50 Hz	0.1 to 10 seconds 0.02 to 2 seconds	0.1 to 10 seconds 0.02 to 2 seconds	0.1 to 19 seconds 0.02 to 4 seconds	... 1.1 / 1.1 seconds* ... 0.3 / 0.5 seconds* *for systems without display
ALMEMO® plug with special measuring range / multi-point calibration, linearization	Up to 9 ALMEMO® plugs (master measuring circuit)	Up to 100 ALMEMO® plugs	Up to 190 ALMEMO® plugs	Up to 190 ALMEMO® plugs
ALMEMO® outputs	Sockets A1 and A2	Sockets A1 to A5 for expanding the periphery, optional socket P0 (relay / trigger / analog outputs)		

### Operating modes

System type	5690-1M09	5690-2M09	5690-1CPU	5690-2CPU
				
Online operation via PC	yes			
Display and operating controls	no	yes	no	yes
Data logger	Accessory ZA1904SD Memory connector including micro SD	Micro SD drive, integrated, including micro SD (as standard)	Accessory ZA1904SD Memory connector including micro SD	Micro SD drive, integrated, including micro SD (as standard)
Internal memory	100 000 values EEPROM (option)		400 000 values RAM, battery-buffered (standard) or 400 000 values FeRAM, non-volatile (option)	

## ALMEMO® 5690-1M09

### Technical data and functions

- Technical data and functions, as for ALMEMO® 5690 series
- Master measuring circuit, 9 ALMEMO® input sockets, electrically isolated, suitable for 9 ALMEMO® sensors
- Up to 9 ALMEMO® connectors; special ranges / multi-point calibration / linearization possible (only on master measuring circuit)
- Expansion up to 99 inputs by means of various selector switch boards, maximum 99 measuring channels
- Data logger option: with internal EEPROM or external ALMEMO® memory connector with micro SD card

### Technical data

Technical data, as for ALMEMO® 5690 series

Measuring inputs	9 ALMEMO® input sockets Expansion up to 99 inputs by means of selector switch boards
Measuring channels	Expansion up to maximum 99 measuring channels
Internal memory (option S)	Internal EEPROM sufficient for 100,000 measured values, configurable as linear or ring memory

External memory (accessory)	ALMEMO® memory connector with micro SD card
Outputs	2 ALMEMO® sockets, suitable for all output modules (analog / data / trigger / relay cables, etc.) Alarm signal transmitter, internal
Operation	1 key, 5 LEDs, 2 coding switches

### Accessories

#### Order no.

Memory connector with micro SD, including USB card reader (see chapter „General accessories“)

**ZA1904SD**

### Expansions

#### Order no.

Relay / trigger / analog board, 2 slots per system up to 7 boards are supported. (see chapter „Output modules“)  
Other boards see selector switch boards U-A10, U-MU, U-TH2

**ES5690RTA5**

### Options

#### Order no.

Internal data memory sufficient for 100,000 values  
Multi-point adjustment, special linearization, management of calibration data  
Temperature ranges for 8 refrigerants  
Measuring rate for 1 measuring channel, 500 mops (SD card required)

**OA5690S**

**OA5690KL**

**SB0000R2**

**SA0000Q5**

### Standard delivery

Precision measuring instrument, data acquisition system with master measuring circuit board MM-A9, mains plug assembly ZB1212NA11, Operating instructions, manufacturer's test certificate

DAkkS accredited calibration or works calibration KE90xx, electrical, for measuring instrument, see chapter „Calibration certificates“.  
DAkkS accredited calibration meets all the requirements regarding test resources laid down in DIN EN ISO/IEC 17025.

# ALMEMO® Measuring Instruments

## ALMEMO® 5690-1M09TG1



Dimensions:  
77 x 145 x 218 mm  
(WxHxD)

Data acquisition system in desktop housing TG1, 9 inputs,  
1 free slot  
Expansion with  
1 U-MU board (10 inputs)

**MA56901M09TG1**

## ALMEMO® 5690-1M09TG3




Dimensions:  
179 x 158 x 232 mm  
(WxHxD)

Data acquisition system in desktop housing TG3, 9 inputs,  
6 free slots  
Expansion with  
3 U-A10 boards or U-TH2 (30 inputs)  
or 6 U-MU boards (60 inputs)  
or 3 RTA5 boards

**MA56901M09TG3**

## ALMEMO® 5690-1M09TG8




Dimensions:  
444 x 158 x 232 mm  
(WxHxD)

Data acquisition system in desktop housing TG8, 9 inputs,  
19 free slots  
Expansion with  
9 U-A10 boards or U-TH2 or U-MU (90 inputs)  
or 7 RTA5 boards

**MA56901M09TG8**

## ALMEMO® 5690-1M09BT8



Dimensions:  
483 x 132 x 273 mm  
(WxHxD)

Data acquisition system in 19-inch rack housing, 9 inputs,  
19 free slots  
Expansion with  
9 U-A10 boards or U-TH2 or U-MU (90 inputs)  
or 7 RTA5 boards

**MA56901M09BT8**



Carry case, aluminum profile frame ZB5600TK3  
for ALMEMO® 5690-1/ -2



Rack case with handle ZB5090RC  
for ALMEMO® 5690-xxBT8 in 19-inch rack housing

## ALMEMO® 5690-2M09

### Technical data and functions

- Technical data and functions, as for ALMEMO® 5690 series
- Master measuring circuit, 9 ALMEMO® input sockets, electrically isolated, suitable for 9 ALMEMO® sensors
- Up to 9 ALMEMO® connectors; special ranges / multi-point calibration / linearization possible (only on master measuring circuit)
- Expansion up to 99 inputs by means of various selector switch boards, maximum 99 measuring channels
- Generously dimensioned graphics display, bright illumination, large display of measured values
- Measured values can be displayed graphically in line chart or bar chart form or numerically in various sizes.
- 3 user-defined menus can be freely configured from a range of 50 functions.
- Easy to operate by means of 4 soft-keys and cursor block, menu-guided with wizards and context-sensitive help windows
- Choice of languages: German, English, French
- Data logger with micro SD (standard)
- Option, internal EEPROM.

### Technical data

Technical data, as for ALMEMO® 5690 series		Outputs	2 ALMEMO® sockets, suitable for all output modules (analog / data / trigger / relay cables, etc.) Alarm signal transmitter, internal
Measuring inputs	9 ALMEMO® input sockets Expansion up to 99 inputs by means of selector switch boards	Display	
Measuring channels	Expansion up to maximum 99 measuring channels	Graphics display	128 x 128 pixels, 16 rows
Memory	Micro SD card, integrated drive	Illumination	5 white LEDs, 3 brightness levels
Internal memory (option S)	Internal EEPROM sufficient for 100,000 measured values, configurable as linear or ring memory	Operation	9 keys (4 soft-keys and cursor block) 9 status LEDs on front panel

### Expansions

#### Order no.

Relay / trigger / analog board, 2 slots per system up to 7 boards are supported. (see chapter „Output modules“)  
Other boards see selector switch boards U-A10, U-MU, U-TH2

**ES5690RTA5**

### Options

#### Order no.

Internal data memory sufficient for 100,000 values  
Multi-point adjustment, special linearization, management of calibration data  
Temperature ranges for 8 refrigerants  
Measuring rate for 1 measuring channel, 500 mops (SD card required)

**OA5690S**

**OA5690KL**

**SB0000R2**

**SA0000Q5**

### Standard delivery

Precision measuring instrument, data acquisition system with graphics display and operating controls, master measuring circuit board MM-A9, micro SD card, USB card reader, mains plug assembly ZB1212NA11, operating instructions, manufacturer's test certificate

DAkkS accredited calibration or works calibration KE90xx, electrical, for measuring instrument, see chapter „Calibration certificates“.  
DAkkS accredited calibration meets all the requirements regarding test resources laid down in DIN EN ISO/IEC 17025.



# ALMEMO® Measuring Instruments

## ALMEMO® 5690-2M09TG3



Dimensions:  
179 x 158 x 232 mm  
(WxHxD)

Data acquisition system in desktop housing TG3, 9 inputs,  
6 free slots  
**MA56902M09TG3**  
Expansion with  
3 U-A10 boards or U-TH2 (30 inputs)  
or 6 U-MU boards (60 inputs)  
or 3 RTA5 boards

## ALMEMO® 5690-2M09WG3



Dimensions:  
209 x 207 x 153 mm (WxHxD)  
(width includes fastening strips)

Data acquisition system in wall-mounted housing WG3,  
9 inputs, 6 free slots  
**MA56902M09WG3**  
Expansion with  
3 U-A10 boards or U-TH2 (30 inputs)  
or 6 U-MU boards (60 inputs)  
or 3 RTA5 boards  
The boards have their connections facing downwards. To facilitate wall-mounting four holes (5.3 mm) are provided on the protruding strips to the left and right of the housing's backplate (which cannot itself be removed).

## ALMEMO® 5690-2M09TG8



Dimensions:  
444 x 158  
x 232 mm  
(WxHxD)

Data acquisition system in desktop housing TG8, 9 inputs,  
19 free slots  
**MA56902M09TG8**  
Expansion with  
9 U-A10 boards or U-TH2 or U-MU (90 inputs)  
or 7 RTA5 boards

## ALMEMO® 5690-2M09BT8




Dimensions:  
483 x 132  
x 273 mm  
(WxHxD)


Data acquisition system in 19-inch rack housing, 9 inputs,  
19 free slots  
**MA56902M09BT8**  
Expansion with  
9 U-A10 boards or U-TH2 or U-MU (90 inputs)  
or 7 RTA5 boards



## Master measuring circuit board, selector switch boards, and expansions for the ALMEMO® 5690-1M09 and 5690-2M09 systems



Master measuring circuit board  
MM-A9



U-A10




U-MU



U-TH2



AP




RTA5

## Selector switch boards for ALMEMO® 5690-1M09 and 5690-2M09

### Technical data and functions of selector switch boards

- Selector switch boards for expanding the ALMEMO® 5690-1M09 and 5690-2M09 systems by additional inputs
- There are several design variants for different installations / input plugs.

### Selector switch boards U-A10



**10 inputs for ALMEMO® single connectors**  
**For flexible applications with individual sensors and measuring signals.**

#### Technical data

Measuring inputs	10 ALMEMO® input sockets, electrically isolated
Measuring ranges	All ranges (see general technical specifications)
Sensor supply	12 V, max. 0.3 A (per system max. 1.5 A)
Footprint	2 slots

#### Standard delivery

Selector switch board U-A10

#### Order no.

ES5690UA10

ALMEMO® connector must be ordered separately.

### Selector switch boards U-MU



**10 inputs for ALMEMO® 10-way MU connectors**  
**For permanently installing groups of 10, especially temperature sensors.**

#### Technical data

Measuring inputs	10 inputs, electrically isolated, socket strip for ALMEMO® 10-way MU connector
Measuring ranges	all thermocouples, Pt100, Ni100, NTC, ohms, 2.6 V, 260 mV, 55 mV, 26 mV
Sensor supply	None
Footprint	1 slot

#### Standard delivery

Selector switch board U-MU  
ALMEMO® 10-way MU connector

#### Order no.

ES5690UMU  
ZA5690MU

Selector switch boards U-TH2



10 inputs for miniature thermal connectors  
For any individual thermocouple temperature sensors with miniature thermal connector.

Technical data

Measuring inputs	10 miniature thermal sockets, electr. isolated ALMEMO® sensor parameters are saved in the measuring instrument.
Measuring ranges	all thermocouples
Sensor supply	None
Footprint	2 slots

Standard delivery

Selector switch board U-TH2  
Miniature thermal connectors must be ordered separately.

Order no.

ES5690UTH2

## ALMEMO® 5690-1CPU

### Technical data and functions

- Technical data and functions, as for ALMEMO® 5690 series
- CPU board with measuring circuit (without measuring inputs) and output sockets
- Up to 100 measuring inputs / 100 measuring channels via selector switch boards
- Option XU - up to 190 measuring inputs / 250 measuring channels via selector switch boards
- Option XM - high-speed measuring operations, up to 190 measuring inputs / 250 measuring channels via active measuring circuit boards. The measuring circuit boards operate in parallel, thus ensuring short scanning times for a large number of channels. The scanning time is determined by the measuring circuit board with the highest number of active measuring channels - or, at conversion rate 50 Hz, also by the processing time of the CPU.
- Option - 5 ALMEMO® output sockets for digital interfaces, analog outputs, trigger, alarm contacts, socket P0 for integrated relay outputs
- Data logger with internal RAM (standard) or FeRAM (option) or external ALMEMO® memory connector with micro SD card

### Technical data

Technical data, as for ALMEMO® 5690 series		External memory (accessory)	ALMEMO® memory connector with micro SD card
CPU board	Measuring circuit (without measuring inputs), input boards	Outputs	5 ALMEMO® sockets, suitable for all output modules (analog / data / trigger / relay cables, etc.). Alarm signal transmitter, internal Socket P0 for integrated relay outputs (option) Or trigger and analog output (by request)
Measuring inputs / measuring channels		Operation	1 key, 5 LEDs, 2 coding switches
Standard	up to 100 inputs / 100 meas. channels via selector switch boards		
Option XU	up to 190 inputs / 250 meas. channels via selector switch boards		
Option XM	up to 190 inputs / 250 meas. channels via active measuring circuit boards		
Memory, internal			
Standard	sufficient for 400,000 values, linear or ring memory		
Option SF	RAM (buffered by battery) FeRAM (non-volatile)		

### Accessories

#### Order no.

Memory connector with micro SD, including USB card reader (see chapter „General accessories“)

**ZA1904SD**

### Input boards / expansions

#### Order no.

Relay / trigger / analog board, 2 slots per system up to 4 boards are supported. (see chapter „Output modules“)  
Other boards see option XM - selector switch boards and active measuring circuit boards

**ES5690RTA5**

### Options

#### Order no.

Up to 190 measuring inputs / 250 measuring channels  
For active measuring circuit boards, up to 190 measuring inputs / 250 measuring channels  
Data memory, internal FeRAM, non-volatile (instead of battery-buffered RAM)  
Multi-point adjustment, special linearization, management of calibration data  
Temperature ranges for 8 refrigerants  
Measuring rate for 1 measuring channel, 500 mops (SD card required). This cannot be combined with option XM.  
For output socket P0  
SH2 2 semiconductor relays (normally open) internal, 0.5 A, 50 V  
OH2 2 additional relays (normally closed) for option SH2 (thus 2 changeover relays)

**OA5690XU**  
**OA5690XM**  
**OA5690SF**  
**OA5690KL**  
**SB0000R2**  
**SA0000Q5**  
**OA5690SH2**  
**OA5690OH2**

### Standard delivery

Precision measuring instrument, data acquisition system with CPU board  
Measuring circuit (without measuring inputs) Input boards must be ordered separately.  
Mains plug assembly ZB1212NA11, Operating instructions, manufacturer's test certificate

DAkKS accredited calibration or works calibration KE90xx, electrical, for measuring instrument, see chapter „Calibration certificates“.  
DAkKS accredited calibration meets all the requirements regarding test resources laid down in DIN EN ISO/IEC 17025.

# ALMEMO® Measuring Instruments

## ALMEMO® 5690-1CPUTG1



Dimensions:  
77 x 145 x 218 mm  
(WxHxD)

Data acquisition system in desktop housing TG1  
CPU board, 1 free slot **MA56901CPUTG1**  
Measuring inputs via 1 MU board (10 inputs)

## ALMEMO® 5690-1CPUTG3



Dimensions:  
179 x 158 x 232 mm  
(WxHxD)

Data acquisition system in desktop housing TG3  
CPU board, 6 free slots **MA56901CPUTG3**  
Measuring inputs  
via three A10 or TH2 boards (30 inputs)  
or 6 MU boards (60 inputs)  
or three RTA5 output boards

## ALMEMO® 5690-1CPUTG8



Dimensions:  
444 x 158  
x 232 mm  
(WxHxD)

Data acquisition system in desktop housing TG8  
CPU board, 19 free slots **MA56901CPUTG8**  
Measuring inputs  
via nine A10 or TH2 boards (90 inputs)  
or 19 MU boards (190 inputs)  
or four RTA5 output boards

## ALMEMO® 5690-1CPUBT8



Dimensions:  
483 x 132  
x 273 mm  
(WxHxD)

Data acquisition system in 19-inch rack housing  
CPU board, 19 free slots **MA56901CPUBT8**  
Measuring inputs  
via nine A10 or TH2 boards (90 inputs)  
or 19 MU boards (190 inputs)  
or four RTA5 output boards



Carry case, aluminum profile frame ZB5600TK3  
for ALMEMO® 5690-1/ -2



Rack case with handle ZB5090RC  
for ALMEMO® 5690-xxBT8 in 19-inch rack housing

## ALMEMO® 5690-2CPU

### Technical data and functions

- Technical data and functions, as for ALMEMO® 5690 series
- CPU board with measuring circuit (without measuring inputs) and output sockets
- Up to 100 measuring inputs / 100 measuring channels via selector switch boards
- Option XU - up to 190 measuring inputs / 250 measuring channels via selector switch boards
- Option XM - high-speed measuring operations, up to 190 measuring inputs / 250 measuring channels via active measuring circuit boards. The measuring circuit boards operate in parallel, thus ensuring short scanning times for a large number of channels. The scanning time is determined by the measuring circuit board with the highest number of active measuring channels - or, at conversion rate 50 Hz, also by the processing time of the CPU.
- Option - 5 ALMEMO® output sockets for digital interfaces, analog outputs, trigger, alarm contacts, socket P0 for integrated relay outputs
- Generously dimensioned graphics display, bright illumination, large display of measured values
- Measured values can be displayed graphically in line chart or bar chart form or numerically in various sizes.
- 3 user-defined menus can be freely configured from a range of 50 functions.
- Easy to operate by means of 4 soft-keys and cursor block, menu-guided with wizards and context-sensitive help windows
- Choice of languages: German, English, French
- Data logger with internal RAM (standard) or FeRAM (option) and with micro SD card (standard).

### Technical data

Technical data, as for ALMEMO® 5690 series		Memory	Micro SD card, integrated drive
CPU board	Measuring circuit (without meas. inputs) Input boards	Outputs	5 ALMEMO® sockets, suitable for all output modules (analog / data / trigger / relay cables, etc.) Alarm signal transmitter, internal Socket P0 for integrated relay outputs (option) Or trigger and analog output (by request)
Measuring inputs / measuring channels		Display	
Standard	up to 100 inputs / 100 measuring channels via selector switch boards	Graphics display	128 x 128 pixels, 16 rows
Option XU	up to 190 inputs / 250 measuring channels via selector switch boards	Illumination	5 white LEDs, 3 brightness levels
Option XM	up to 190 inputs / 250 measuring channels via active measuring circuit boards	Operation	9 keys (4 soft-keys and cursor block) 9 status LEDs on front panel
Memory, internal			
Standard	sufficient for 400,000 values, linear or ring memory		
Option SF	RAM (buffered by battery) FeRAM (non-volatile)		

### Input boards / expansions

#### Order no.

Relay / trigger / analog board, 2 slots per system up to 4 boards are supported (see chapter „Output modules“).  
Other boards see option XM - selector switch boards and active measuring circuit boards

**ES5690RTA5**

### Options

#### Order no.

Up to 190 measuring inputs / 250 measuring channels  
For active measuring circuit boards, up to 190 measuring inputs / 250 measuring channels  
Data memory, internal FeRAM, non-volatile (instead of battery-buffered RAM)  
Multi-point adjustment, special linearization, management of calibration data  
Temperature ranges for 8 refrigerants  
Measuring rate for 1 measuring channel, 500 mops (SD card required). This cannot be combined with option XM.  
For output socket P0  
SH2 2 semiconductor relays (normally open) internal, 0.5 A, 50 V  
OH2 2 additional relays (normally closed) for option SH2 (thus 2 changeover relays)

**OA5690XU**  
**OA5690XM**  
**OA5690SF**  
**OA5690KL**  
**SB0000R2**  
**SA0000Q5**  
**OA5690SH2**  
**OA5690OH2**

### Standard delivery

Precision measuring instrument, data acquisition system with graphics display and operating controls, CPU board, Measuring circuit (without measuring inputs), Input boards must be ordered separately, Micro SD card, USB card reader, mains plug assembly ZB1212NA11, Operating instructions, manufacturer's test certificate.

DAkKS accredited calibration or works calibration KE90xx, electrical, for measuring instrument, see chapter „Calibration certificates“.  
DAkKS accredited calibration meets all the requirements regarding test resources laid down in DIN EN ISO/IEC 17025.



# ALMEMO® Measuring Instruments

## ALMEMO® 5690-2CPUTG3



Dimensions:  
179 x 158 x 232 mm  
(WxHxD)

Data acquisition system in desktop housing TG3

CPU board, 6 free slots

**MA56902CPUTG3**

Measuring inputs

via three A10 or TH2 boards (30 inputs)

or 6 MU boards (60 inputs)

or three RTA5 output boards

## ALMEMO® 5690-2CPUWG3



Dimensions:  
209 x 207 x 153 mm (WxHxD)  
(width includes fastening strips)

Data acquisition system in wall-mounted housing WG3

CPU board, 6 free slots

**MA56902CPUWG3**

Measuring inputs

via three A10 or TH2 boards (30 inputs)

or 6 MU boards (60 inputs)

or three RTA5 output boards

The boards have their connections facing downwards. To facilitate wall-mounting four holes (5.3 mm) are provided on the protruding strips to the left and right of the housing's backplate (which cannot itself be removed).

## ALMEMO® 5690-2CPUTG8



Dimensions:  
444 x 158  
x 232 mm  
(WxHxD)

Data acquisition system in desktop housing TG8

CPU board, 19 free slots

**MA56902CPUTG8**

Measuring inputs

via nine A10 or TH2 boards (90 inputs)

or 19 MU boards (190 inputs)

or four RTA5 output boards

## ALMEMO® 5690-2CPUBT8



Dimensions:  
483 x 132  
x 273 mm  
(WxHxD)

Data acquisition system in 19-inch rack housing

CPU board, 19 free slots

**MA56902CPUBT8**

Measuring inputs

via nine A10 or TH2 boards (90 inputs)

or 19 MU boards (190 inputs)

or four RTA5 output boards

## CPU board, selector switch boards, active measuring circuit boards and expansions for CPU systems ALMEMO® 5690-1CPU and 5690-2CPU



## Input boards for ALMEMO® 5690-1CPU and 5690-2CPU

### Technical data and functions

- Selector switch boards U-xx for CPU systems without options XU / XM or with option XU
- Active measuring circuit boards M-xx with own A/D converter for CPU systems with option XM
- There are several design variants for different installations / input plugs.

### Input board U-A10 / M-A10



**10 inputs for ALMEMO® single connectors.**  
For flexible applications with individual sensors and measuring signals.

### Technical data

Measuring inputs	10 ALMEMO® input sockets, electrically isolated
Measuring ranges	All ranges (see general technical specifications)
Sensor supply	12 V, maximum 0.3 A (per system max. 1.5 A)
Footprint	2 slots

### Standard delivery

Selector switch board U-A10  
Active measuring circuit board M-A10  
(for CPU system with option XM)

### Order no.

ES5690UA10

ES5690MA10

### Input board U-MU



**10 inputs for ALMEMO® 10 MU connectors.**  
For permanently installing groups of 10, especially temperature sensors.

### Technical data

Measuring inputs	10 inputs, electrically isolated, socket strip for ALMEMO® 10-way MU connector
Measuring ranges	all thermocouples, Pt100, Ni100, NTC ohms, 2.6 V, 260 mV, 55 mV, 26 mV
Sensor supply	None
Footprint	1 slot

### Standard delivery

Selector switch board U-MU  
Active measuring circuit board M-MU  
(for CPU system with option XM)  
ALMEMO® 10-way MU connector

### Order no.

ES5690UMU

ES5690MMU  
ZA5690MU

Input board U-TH2



**10 inputs for miniature thermal connectors.**  
**For any individual thermocouple temperature sensors with miniature thermal connector.**

Technical data

Measuring inputs	10 miniature thermal sockets, electr. isolated ALMEMO® sensor parameters are saved in the measuring instrument.
Measuring ranges	all thermocouples
Sensor supply	None
Footprint	2 slots

Standard delivery

Order no.

Selector switch board U-TH2	<b>ES5690UTH2</b>
Active measuring circuit board M-TH2 (for CPU system with option XM)	<b>ES5690MTH2</b>
Miniature thermal connectors must be ordered separately	

## Data logger ALMEMO® 8590 /8690



**ALMEMO® data logger**  
**Precision measuring instrument**  
**for measured data acquisition.**  
**Comprehensive range of func-**  
**tions for all application areas.**  
**Increased measuring accuracy,**  
**fast measuring rate**  
**9 measuring inputs.**  
**Operates as data logger or PC**  
**interface, also with rechargeable**  
**batteries.**

### Technical data and functions, ALMEMO® 8590 /8690

- Increased measuring accuracy and stability
- Fast measuring rate, up to 50 measuring operations per second. With SD memory card, up to 100 mops, optional for 1 channel up to 500 mops
- 9 measuring inputs, electrically isolated
- Over 65 standard measuring ranges
- Support for ALMEMO® plugs with multi-point adjustment, special linearization, and special measuring ranges
- Option KL for independent multi-point adjustment or special linearization programmable in 30 points and management of calibration data saved in the sensor connector and the measuring instrument
- Higher measuring quality thanks to electrical isolation between measuring inputs and device power supply (device ground)
- Improved cold junction compensation with 2 sensors
- Data logger option: Internal EEPROM sufficient for 100,000 measured values (option S) configurable as linear or ring memory - or memory connector with micro SD (accessory)
- Sleep mode for long-term recording
- 2 ALMEMO® output sockets, suitable for digital interfaces, analog output, trigger input, alarm contacts, memory card
- 5 LEDs for indicating various operating states
- Key for switching on and start / stop measuring
- Complete sensor and device programming by means of ALMEMO® Connect software.

### Technical data ALMEMO® 8590 /8690

Precision class	AA (see general technical specifications)	Operation	1 key, 5 LEDs, 2 coding switches
Measuring rate	(100), 50, 10 and 2.5 mops	Internal memory (option S)	Internal EEPROM sufficient for 100,000 measured values, configurable as linear or ring memory
Measuring inputs	9 ALMEMO® input sockets	External memory (accessory)	ALMEMO® memory connector with micro SD card
Electrical isolation for analog sensors	with semiconductor relays (50 V) Additional electrical isolation between measuring inputs and power supply (device ground)	Date and time-of-day	Real-time clock, buffered with lithium battery
Additional channels	4 function channels, device-internal	Current consumption (without input and output modules)	
Outputs	2 ALMEMO® sockets, suitable for all output modules (analog / data / trigger / relay cables, memory, etc.)	Active mode	approx. 25 mA
		Sleep mode	approx. 0.05 mA
		Environmental conditions	see general technical data

### ALMEMO® 8590 /8690, accessories

Order no.

Memory connector with micro SD, including USB card reader (see chapter „General accessories“)  
 DC adapter cable, 10 to 30 VDC, 12 V / 1 A, electrically isolated

ZA1904SD  
 ZB3090UK2

### ALMEMO® 8590 /8690, connecting cable


Order no.

USB data cable, electrically isolated  
 V24 data cable, electrically isolated  
 Ethernet data cable, electrically isolated  
 Analog output cable, -1.25 to +2.0 V, 0.1 mV / digit  
 Trigger and alarm cable (2 relays, 0.5 A, 50 V)  
 Network technology, wireless modules (see chapter „Networking“)

ZA1919DKU  
 ZA1909DK5  
 ZA1945DK  
 ZA1601RK  
 ZA1006EKG

# ALMEMO® Measuring Instruments


## ALMEMO® 8590-9



**Precision measuring instrument, 9 measuring inputs**

**Data logger option with internal memory or external memory connector (accessory)**

## ALMEMO® 8690-9A



**Precision measuring instrument, 9 measuring inputs**

**Data logger option with internal memory or external memory connector (accessory)**

**Runs on rechargeable batteries, charging via the device itself**

### Technical data and functions

- Technical data and functions, as for ALMEMO® 8590 / 8690

### Technical data

Technical data, as for ALMEMO® 8590 / 8690

Sensor power supply	Mains adapter 12 V, maximum 0.5 A
Power supply	
Mains adapter	ZB1212NA12 100 to 240 VAC to 12 VDC, 1.5 A, electrically isolated
DC adapter cable	ZB3090UK2 10 to 30 VDC, 1 A, electrically isolated
Housing	180 x 49 x 137 mm (LxWxH) Polystyrene (PS) Weight approx. 490 g

### Technical data and functions

- Technical data and functions, as for ALMEMO® 8590 / 8690
- Runs on rechargeable batteries, high-speed charging in the device itself using mains unit, included in delivery

### Technical data

Technical data, as for ALMEMO® 8590 / 8690

Rechargeable battery pack	8 rechargeable NiMH batteries, 9 to 11 V, 1600 mAh With intelligent high-speed charging (3.5 hours)
Sensor power supply	
Mains adapter	12 V, maximum 0.5 A
Runs on rechargeable batteries	9 to 11.5 V, maximum 0.5 A
Power supply	
Mains adapter	ZB1212NA12 100 to 240 VAC, to 12 VDC, 1.5 A
DC adapter cable	electrically isolated ZB3090-UK2 10 to 30 VDC, 12 VDC, 1 A
Housing	218 x 77 x 145 mm (LxWxH) Polystyrene (PS) Weight approx. 1.2 kg

### Options

### Order no.

Internal data memory sufficient for 100,000 values	<b>OA8590S</b>
Multi-point adjustment, special linearization, management of calibration data	<b>OA8590KL</b>
Temperature ranges for 8 refrigerants	<b>SB0000R2</b>
Measuring rate for 1 measuring channel, 500 mops (SD card required)	<b>SA0000Q5</b>
DIN rail mounting	<b>OA2290HS</b>

### Standard delivery

### Order no.

Mains plug assembly ZB1212NA12, operating instructions, manufacturer's test certificate	
<b>Precision measuring instrument ALMEMO® 8590-9 for measured data acquisition</b>	<b>MA85909</b>

### Options

### Order no.

Internal data memory sufficient for 100,000 values	<b>OA8590S</b>
Multi-point adjustment, special linearization, management of calibration data	<b>OA8590KL</b>
Temperature ranges for 8 refrigerants	<b>SB0000R2</b>
Measuring rate for 1 measuring channel, 500 mops (SD card required)	<b>SA0000Q5</b>
DIN rail mounting	<b>OA2290HS</b>

### Standard delivery

### Order no.

Rechargeable batteries, mains plug assembly ZB1212NA12, Operating instructions, manufacturer's test certificate	
<b>Precision measuring instrument ALMEMO® 8690-9A for measured data acquisition</b>	<b>MA86909A</b>

DAkKS accredited calibration or works calibration KE90xx, electrical, for measuring instrument, see chapter „Calibration certificates“.  
DAkKS accredited calibration meets all the requirements regarding test resources laid down in DIN EN ISO/IEC 17025.



## Universal ALMEMO® transmitter 2490 with analog output



- 1 or 2 measuring inputs.
- Built-in analog output  
2 x 10 V or 20 mA  
(programmable)
- Display and keypad.

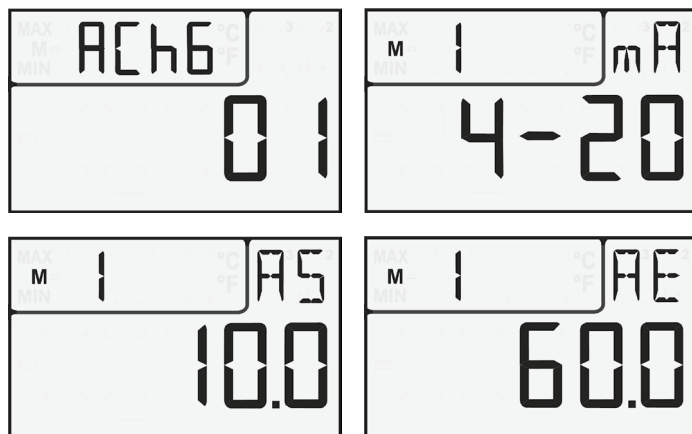
### Technical features

- Analog transmitter with built-in double analog output.
- Analog output range and measuring channel assignment programmable via keyboard.
- Basic measuring instrument with over 65 standard measuring ranges.
- Good measuring accuracy, measuring rate up to 10 measurements/s.
- Support of ALMEMO® connectors with multipoint adjustment, special linearization and special ranges.
- Measuring functions: Measured value, zeroing, sensor calibration, max. and min. value storage.
- Full sensor and instrument programming via interface

### Technical data

Precision class	B, see general technical specifications		
Measuring rate	10 and 2.5 mops	0.0 to 10.0 V	16 bit DAC, electrically isolated. 0,5 mV/digit, load > 100 kOhm.
Measuring ranges	over 65 measuring ranges, inter alia thermocouples, Pt100, Pt1000, NTC temperature / humidity, (capacitive or psychrometric)	0.0 / 4.0 to 20.0 mA	1 µA/digit, load < 500 Ohm. Accuracy: 0.1 % of meas. v. +0.1 % of final v Temperature drift: 10 ppm/K. Time constant: 100 µs.
Measuring inputs	via ALMEMO® connector	Digital outputs	via ALMEMO® sockets A1 and A2 for PC cable USB or RS232 and relay cable
2490-1R02U	1 ALMEMO® socket	Power supply	via ALMEMO® socket DC 10 ... 30 V DC, electrically isolated to analog outputs and measuring input
2490-2R02U	2 ALMEMO® sockets, electrically isolated with semiconductor relay (50 V).	Standard equipment	LCD screen, keypad
Additional channels	4 function channels internal to the device	Housing	ABS, L127 x W83 x H42 mm
Sensor supply	9 V, max. 80 mA for power supply operation	Environmental conditions	see general technical data
Analog outputs	via ALMEMO® socket P0: 2 x 10 V or 20 mA (programmable), both outputs with common ground.		

### Programming the analog output (Example)



Analog start

Analog end

# ALMEMO® Measuring Instruments

11/2025 • We reserve the right to make technical changes.

## ALMEMO® 2490-1R02U



**Analog transmitter, 1 measuring input  
Double analog output**

## ALMEMO® 2490-2R02U



**Analog transmitter, 2 Measuring inputs  
Double analog output**

### Accessories

### Order no.

<u>Power supply:</u> (via ALMEMO® socket DC) 100 to 240 V AC via mains unit 12 V, 1.5 A, with ALMEMO® connector 10 to 30 VDC, maximum 80 mA, electrically isolated, via ALMEMO® clamp connector ZA1000FSV	<b>ZA1312NA12</b> included in delivery
<u>Digital interface:</u> (via ALMEMO® socket A1) USB interface via ALMEMO® USB cable RS232 interface via ALMEMO® RS232 cable	<b>ZA1919DKU</b> <b>ZA1909DK5</b>
<u>Limit value contact:</u> (via ALMEMO® socket A2) (see chapter „Output modules“) (Programming via digital interface, see above) 2 normally open contacts, 50 VDC / 500 mA (can also be programmed as inverted) via ALMEMO® relay cable, V6, clamped connection ALMEMO® limit value cable with banana plugs (for electrical socket adapter) Electrical safety socket adapter, 250 V / 6 A (for ALMEMO® limit value cable)	<b>ZA1006EKG</b> <b>ZA1006GK</b> <b>ZB2280RA</b>
<u>Installation:</u> DIN rail Magnet	<b>ZB2490HS</b> <b>ZB2490MH</b>

### Standard delivery

### Order no.

Analogue transmitter, measuring input via ALMEMO® plug. Double analogue output incl. ZA1000KS clamping plug. Electrically isolated power supply incl. ZA1000FSV terminal plug. Operating instructions, manufacturer's test certificate.	
Analog transmitter ALMEMO® 2490-1R02U, 1 measuring input	<b>MA24901R02U</b>
Analog transmitter ALMEMO® 2490-2R02U, 2 measuring inputs	<b>MA24902R02U</b>

DAkkS accredited calibration or factory calibration KE90xx, electrical, for measuring instruments, see chapter „Calibration certificates“.  
The DAkkS accredited calibration meets the requirements of DIN EN ISO/IEC 17025 for test equipment.

## Data logger ALMEMO® 4390-2



**ALMEMO® data logger**  
**Precision measuring instrument**  
**in fitted panel design.**  
**Comprehensive range of functions**  
**for all application areas**  
**Increased measuring accuracy,**  
**fast measuring rate, 1 measuring**  
**input, 2 limit value relays,**  
**integrated. Option with double**  
**analog output.**

## Technical data and functions

- Increased measuring accuracy and stability
- Fast measuring rate, up to 50 measuring operations per second. With SD memory card, up to 100 mops, optional for 1 channel up to 400 mops
- 1 ALMEMO® input socket, suitable for all ALMEMO® sensors or 6-contact clamp connector socket, also for 26 V and 20 mA
- More than 65 standard measuring ranges
- Support for ALMEMO® plugs with multi-point adjustment, special linearization, and special measuring ranges
- Higher measuring quality thanks to electrical isolation between measuring inputs and device power supply (device ground)
- Data logger with internal EEPROM, sufficient for 16,000 measured values, configurable as linear or ring memory
- Memory connector with micro SD (accessory)
- As standard 2 limit value relays can also be driven via interface
- Option with double analog output can also be driven via interface
- 2 ALMEMO® output sockets, suitable for digital interfaces, analog output, trigger input, alarm contacts, memory card
- 8-character alphanumeric 14-segment display
- Programming functions displayed in normal text (3 languages)
- 5 programming menus: Measuring function, memory, sensor, device, output
- Measuring functions: Measured value, dual display, smoothing, zero-setting, setpoint adjustment, maximum / minimum / average values, temperature compensation, atmospheric pressure compensation
- Sensor programming: Measuring range, measured value correction, scaling, units, limit value monitoring, graduated locking of functions, scaling of analog output
- Device programming: Conversion rate, real-time clock with date, output cycle, baud rate, choice of languages

## Technical data

Precision class	AA (see general technical specifications)	0.0 to 10.0 V	0.5 mV / digit, load >100 kilo ohms
Measuring rate	(100), 50, 10 and 2.5 mops	0.0 to 20.0 mA	0.1 mA / digit, load <500 ohms
Measuring inputs	1 ALMEMO® input socket, suitable for all ALMEMO® sensors or 6-contact screw connector with input for 26 V (integrated divider) or 20 mA (integrated shunt)	Accuracy	±0.1 % of measured value ±0.1 % of final value
Accuracy	Divider / shunt ±0.1 % of measured value	Temperature drift	10 ppm / K
Channels	4 channels for double sensors and function channels	Time constant	100 µs
Electrical isolation for analog sensors	between measuring input and power supply (device ground)	Standard equipment	
Sensor power supply	12 V / 0.1 A; 9 V / 0.15 A; 6 V / 0.2 A	Display	8-character 14-segment LED display
Outputs	2 ALMEMO® sockets, suitable for all output modules (analog / data / trigger / relay cables, memory, etc.)	Keypad	5 membrane keys
2 limit value relays	Mechanical changeover, 230 V, 2 A	Date and time-of-day	Real-time clock, buffered with battery
Option with double analog output	10 V or 20 mA (programmable) 16-bit DAC, electrically isolated	Memory, internal EEPROM	sufficient for 16,000 measured values
		Power supply	
		Mains operation	90 to 250 VAC, 50 / 60 Hz
		Option U	10 to 30 V, 0.5 A, electrically isolated
		Housing	Standard plastic housing 96 x 48 x 132 mm (WxHxD)
		Panel opening	90 x 42.5 mm
		Environmental conditions	see general technical data

## Accessories

Memory connector with micro SD, including USB card reader (see chapter „Output modules“)	<b>Order no.</b> <b>ZA1904SD</b>
--	-------------------------------------

## Options

Measuring rate 400 mops (SD card required)	<b>Order no.</b> <b>SA0000Q4</b>
Power supply 10 to 30 VDC, electrically isolated	<b>OA4390U</b>
2 analog outputs (common ground), electrically isolated 10 V or 20 mA (programmable)	<b>OA4390R02</b>
Temperature ranges for 8 refrigerants	<b>SB0000R2</b>

## Standard delivery

Operating instructions, manufacturer's test certificate, <b>Precision measuring instrument ALMEMO® 4390-2</b>	<b>Order no.</b> <b>MA43902</b>
---	------------------------------------

DAkkS accredited calibration or works calibration KE90xx, electrical, for measuring instrument, see chapter „Calibration certificates“.

DAkkS accredited calibration meets all the requirements regarding test resources laid down in DIN EN ISO/IEC 17025.

# Reference Measuring Instruments

11/2025 • We reserve the right to make technical changes.

## Reference measuring instrument ALMEMO® 1020-2



**ALMEMO® Reference measuring instrument for temperature**  
**High-precision measuring by means of thermocouples**  
**Types N, S, R, B**  
**Resolution 0.01 K, up to 1800 °C**

**ALMEMO® X6**

### Technical features

- Temperature measurement with very high levels of resolution, precision, and linearity, using thermocouples Types N, S, R, B
- Suitable as reference device in calibration laboratories and quality assurance procedures
- Very high accuracy thanks to multi-point adjustment of the thermocouple temperature sensor
- Each temperature sensor has its own cold junction stored in the ALMEMO® plug or externally. The cold junction temperature in the ALMEMO® plug is measured to a very high resolution of 0.001 K by means of an NTC sensor.
- Two electrically isolated measuring inputs for thermocouples, types N, S, R, B
- Resolution 0.01 K
- Units °C, °F, K
- High-resolution A/D converter, delta-sigma, 24-bit, 1.25 mops (measuring operations per second)
- Two output sockets for digital interface, ALMEMO® memory connector
- Compact, modern, ergonomic design
- Graphics display, illuminated with white light
- Easy and convenient to operate by means of 4 soft-keys and cursor block
- Measured value display: 2 measured values, differential, measuring point list, cold junction temperature
- Measuring functions: Zero-setting, smoothing, maximum / minimum values, individual value memory for 100 values
- Data logger with ALMEMO® memory connector (accessory)
- Sensor programming: Smoothing, designation, units
- Device configuration: Illumination, contrast, device address, baud rate
- Choice of language: German, English, French

### Technical data ALMEMO® 1020-2

<b>Measuring inputs</b>	2 ALMEMO® input sockets for thermocouples	<b>Outputs</b>	2 ALMEMO® sockets for interface cable and ALMEMO® memory connector
Electrical isolation	Semiconductor relay (50 V)	<b>Standard equipment</b>	
A/D converter	Delta-sigma, 24-bit, 1.25 mops	Display	Graphics display, 128 x 64 pixels, 8 rows
Measuring ranges		Illumination	2 white LEDs
NiCrSi-NiSi Type N	-200 to +1300 °C	Keypad	7 silicone keys (of which 4 soft-keys)
PtRh10-Pt Type S	-50 to +1768 °C	Date and time-of-day	Real-time clock, buffered by battery
PtRh13-Pt Type R	-50 to +1768 °C	Individual value memory, internal	100 measured values
PtRh30-PtRh6 Type B	+250 to +1820 °C	<b>Power supply</b>	
Resolution	0.01 K	Battery set	3 AA alkaline batteries
Accuracy	±0.1 K ± 1 digit in range	Mains adapter	ZA1312NA12 100 to 240 VAC to 12 VDC, 1.5 A, electrically isolated
Type N	-200 to +1300 °C	Current consumption (without input and output modules)	approx. 20 mA
Type S	+50 to +1760 °C	With illumination	approx. 40 mA
Type R	+100 to +1760 °C	Housing	127 x 83 x 42 mm (LxWxH)
Type B	+500 to +1800 °C		ABS, 290 g
Nominal conditions	23 °C ±2 K, 1013 mbar, battery mode	Environmental conditions	see general technical specifications
Temperature drift	typical 10 ppm / K		
Cold junction temperature	Measuring operations with 0.001 K resolution		

### Accessories

	Order no.
Ethernet data cable	ZA1945DK
ALMEMO® memory connector with micro SD	ZA1904SD
Rubberized impact protection, gray	ZB2490GS2
DIN rail mounting	ZB2490HS



Variants

Complete set comprising reference measuring instrument for temperature plus accessories, evaluation software, thermocouple sensor, with DAkkS accredited calibration certificate

Reference measuring instrument ALMEMO® 1020-2, including 3 AA alkaline batteries, mains unit ZA1312NA12, USB data cable ZA1919DKU, instrument case, and evaluation software ALMEMO® View SW5500AV (see chapter software)

Set with high-precision sheathed thermocouple sensor type N



**Set**

with sheathed thermocouple sensor type N FTAN926L0500P2 with DAkkS accredited calibration certificate at 0 / 100 / 500 / 1000 °C, including adjustment

**Accessories:** Aluminum profile case for 1 sensor (up to 500 mm in length)

**Order no.**

**SP10202ND**

**ZB9000TK1**

Technical data:	
Sheathed thermocouple sensor type N FTAN926L0500P2	
Measuring element	NiCrSi-NiSi, type N, class 1
Measuring tip	Mineral-insulated sheathed line, d = 6 mm, L = 500 mm
Operative range	-200 to +1150 °C
Connecting cable	1.5 meters, thermal line (stranded wire) FEP / silicone (-50 to +200 °C)
ALMEMO® plug	Resolution 0.01 K with integrated cold junction compensation sensor

Set with high-precision thermocouple sensor type S



**Set**

with thermocouple sensor type S FTAS916L0700P2 replacement ceramic protective tube, case for sensors ZB9000TK2 with DAkkS accredited calibration certificate at 500 / 1000 / 1200 °C, including adjustment

**Order no.**

**SP10202S1D**

Technical data:	
Thermocouple sensor type S FTAS916L0700P2	
Measuring element	PtRh10-Pt, Type S, Class 1
Measuring tip	Thermowire, d = 0.5 mm in ceramic protective tube diameter = 6 mm, length = 700 mm
Operative range	up to +1400 °C
Connection head	ceramic protective tube, screwed
Connecting cable	1.5 meters, compensation line FEP / silicone (-50 to +200 °C)
ALMEMO® plug	Resolution 0.01 K with integrated cold junction compensation sensor

Set with precision thermocouple sensor type S, with external cold junction



**Set**

with thermocouple sensor type S, with external cold junction FTAS906L0700P2, replacement ceramic protective tube, Case for sensors ZB9000TK2 with DAkkS accredited calibration certificate at 500 / 1000 / 1200 °C, including adjustment

**Order no.**

**SP10202S2D**

Technical data:	
Thermocouple sensor type S, with external cold junction FTAS906L0700P2	
Measuring element	PtRh10-Pt, Type S, Class 1
Measuring tip	Thermowire, d = 0.5 mm in ceramic protective tube diameter = 6 mm, length = 700 mm
Operative range	up to +1600 °C
Connection head	ceramic protective tube, screwed
Connecting cable	0.75 meters, insulated, thermo-wires PtRh10-Pt as far as cold junction
Cold junction	Stainless steel protective tube diameter = 5 mm, length = 250 mm
Connecting cable	2 meters, stranded copper wire
ALMEMO® plug	Resolution 0.01 K



Reference measuring instrument ALMEMO® 1030-2



**ALMEMO® Reference measuring instrument for temperature. High-precision measuring with Pt100 sensors Resolution 0.001 K**

Technical features

- Temperature measurement with very high resolution, precision, and linearity, using Pt100 sensors
- Suitable as reference device in calibration laboratories and quality assurance procedures
- Very high accuracy thanks to multi-point adjustment of the Pt100 temperature sensor
- 2 electrically isolated measuring inputs for Pt100 sensors
- Resolution: 0.001 K.
- Units °C, °F, K
- High-resolution A/D converter, delta-sigma, 24-bit, 1.25 mops (measuring operations per second)
- Two output sockets for digital interface, ALMEMO® memory connector
- Compact, modern, ergonomic design
- Graphics display, illuminated with white light
- Easy and convenient to operate by means of 4 soft-keys and cursor block
- Measured value display 2 measured values and differential
- Measuring functions: Zero-setting, smoothing, maximum / minimum values, individual value memory for 100 values
- Data logger with ALMEMO® memory connector (accessory)
- Sensor programming: Smoothing, designation, units, resolution
- Device configuration: Illumination, contrast, device address, baud rate
- Choice of language: German, English, French

Technical data ALMEMO® 1030-2

<b>Measuring inputs</b>		<b>Standard equipment</b>	
	2 ALMEMO® input sockets for Pt100 sensors	Display	Graphics display, 128 x 64 pixels, 8 rows
Electrical isolation	Semiconductor relay (50 V)	Illumination	2 white LEDs
A/D converter	Delta-sigma, 24-bit, 1.25 mops	Keypad	7 silicone keys (of which 4 soft-keys)
Measuring range	Pt100, -200 to +400 °C	Date and time-of-day	Real-time clock, buffered by device battery
Resolution	0.001 K or 0.01 K	Individual value memory, internal	100 measured values
Measuring current	1 mA	<b>Power supply</b>	
Measuring method	ratiometric	Battery set	3 AA alkaline batteries
Accuracy	±0.010 K ±1 digit in range -50 to +400 °C	Mains adapter	ZA1312NA12 100 to 230 VAC to 12 VDC, 1.5 A, electrically isolated
Nominal conditions	23 °C ±2 K, < 90 % r.H., battery mode	Current consumption (without input and output modules)	approx. 20 mA
Temperature drift	typical 2 ppm / K	With illumination	approx. 40 mA
<b>Outputs</b>		Housing	127 x 83 x 42 mm (LxWxH) ABS, 290 g
2 ALMEMO® sockets for interface cable and ALMEMO® memory connector		Ambient conditions see general technical specifications	

Accessories

Ethernet data cable	ZA1945DK
ALMEMO® memory connector with micro SD	ZA1904SD
Rubberized impact protection, gray	ZB2490GS2
DIN rail mounting	ZB2490HS
Aluminum profile case for 1 sensor (up to 500 mm in length)	ZB9000TK1

Set with precision resistance temperature detector Pt100



Pt100-temperature sensor FPA923L0250

Technical data FPA923L0250

Measuring element	Pt100 wire-wound	Nominal length	250 mm
Class	1/10 B (DIN EN 60751) at 0 °C	Sensor tube	Stainless steel, diameter 3 mm
Measuring tip	Operative range -50 to +400 °C	Connecting cable	2 meters, FEP / silicone
Response time T <sub>90</sub>	5 seconds	ALMEMO® plug	ZA9030FS7P3, resolution 0.001 K

Options

Order no.

Added functions for ALMEMO® 1030 and 1036:

1. Extension of the measurement range with resolution 0.001 K (P314): -200...560 °C.
2. New measurement range with resolution 0.01 K (P214): -200...850 °C.
3. The 4 sensor specific parameters R0 and A, B, C of the Callendar–Van Dusen equation can be programmed for Pt100 sensors by the user.

OA1030FE

Standard delivery

Order no.

Reference measuring instrument for temperature measurement with accessories, evaluation software, and Pt100 temperature sensor. Complete set including DAkkS accredited calibration certificate:

Reference measuring instrument ALMEMO® 1030-2 including 3 AA alkaline batteries, Desktop mains unit ZA1312NA12, USB data cable ZA1919DKU, Instrument case, evaluation software ALMEMO® View SW5500AV (see chapter software) and Pt100 temperature sensor FPA923L0250 with DAkkS accredited calibration certificate (2 temperature points at 0 and 100 °C, including adjustment)

SP10302D

Accessories

Precision resistance temperature sensor Pt100 FPA924L0500H for the operating range -100 ... +660 °C

A precision resistance temperature sensor Pt100 FPA924L0500H is shown inside its carrying case. The case is open, revealing the sensor, a cable, and a handle. The sensor is a long, thin, stainless steel probe with a red and black cable attached to a small white connector.

! To achieve high precision, it is absolutely necessary to calibrate the electrode incl. multi-point adjustment! Please order additionally!

**On request:** Precision resistance temperature sensor Pt100 for the application range -200 ... +250 °C

Technical data FPA924L0500H

Measuring element:	Pt100 resistor, according to ITS90	Handle:	up to 60 °C
Measuring tip:	Application range -100 ... +660 °C	Connection cable:	2 m cable
Sensor tube:	stainless steel, diameter 4 mm		in PTFE/fiberglass protection hose.
Nominal length:	465 mm (visible)	ALMEMO® connector:	ZA9030FS7P3, resolution 0.001 K

Standard delivery

Order no.

Precision resistance temperature probe for the application range -100 ... +660 °C

Measuring element Pt100, class B, probe diameter 4 mm, length 465 mm, with handle, 2 m cable and ALMEMO® connector for ALMEMO® 1030, 1033, 1036, 8036, storage case

FPA924L0500H

Reference measuring instrument ALMEMO® 1033-2



**ALMEMO® Reference measuring instrument for temperature.**  
**High-precision measuring with Pt100 sensors**  
**Resolution 0.001 K**  
**Measuring range up to 720 °C**  
**with highest resolution 1 mK**

Technical data and functions

- Extended measuring range up to 720 °C with highest resolution 1 mK.
- Function expansion as standard. The 4 sensor-specific parameters R0 and A, B, C of the CvD equation (Callendar-van-Dusen equation) for any Pt100 sensor can be programmed by the user.
- Temperature measurement with very high resolution, precision, and linearity, using Pt100 sensors
- Suitable as reference device in calibration laboratories and quality assurance procedures
- Very high accuracy thanks to multi-point adjustment of the Pt100 temperature sensor
- 2 electrically isolated measuring inputs for Pt100 sensors
- Resolution: 0.001 K, Units: °C, °F, K
- High-resolution A/D converter, delta-sigma, 24-bit, 1.25 mops (measuring operations per second)
- Two output sockets for digital interface, ALMEMO® memory connector
- Compact, modern, ergonomic design
- Graphics display, illuminated with white light
- Easy and convenient to operate by means of 4 soft-keys and cursor block
- Measured value display 2 measured values and differential
- Measuring functions: Zero-setting, smoothing, maximum / minimum values, individual value memory for 100 values
- Data logger with ALMEMO® memory connector (accessory)
- Sensor programming: Smoothing, designation, units, resolution, multi-point adjustment
- Device configuration: Illumination, contrast, device address, baud rate
- Choice of language: German, English, French

Technical data ALMEMO® 1033-2

<b>Measuring inputs</b>	2 ALMEMO® input sockets for Pt100 sensors	<b>Standard equipment</b>	
Electrical isolation	Semiconductor relay (50 V)	Display	Graphics display, 128 x 64 pixels, 8 rows
A/D converter	Delta-sigma, 24-bit, 1.25 mops	Illumination	2 white LEDs
Measuring range		Keypad	7 silicone keys (of which 4 soft-keys)
P314: Pt100, -200 to +720 °C resolution 0.001 K		Date and time-of-day	Real-time clock, buffered by device battery
P214: Pt100, -200 to +850 °C resolution 0.01 K		Individual value memory, internal	100 measured values
Measuring current	1 mA	<b>Power supply</b>	
Measuring method	ratiometric	Battery set	3 AA alkaline batteries
Accuracy		Mains adapter	ZA1312NA12 100 to 230 VAC to 12 VDC, 1.5 A, electrically isolated
P314: ±0.010 K ±1 digit in range -100 to +720 °C		Current consumption (without input and output modules)	approx. 20 mA
P214: ±0.03 K ±1 digit in range -100 to +850 °C		With illumination	approx. 40 mA
Nominal conditions	23 °C ±2 K, < 90 % r.H., battery mode	Housing	127 x 83 x 42 mm (LxWxH) ABS, 290 g
Temperature drift	typical 2 ppm / K	Ambient conditions	see general technical specifications
<b>Outputs</b>	2 ALMEMO® sockets for interface cable and ALMEMO® memory connector		

Input connectors	Order no.
ALMEMO® input connector up to 720 °C, resolution 0.001 K (range P314)	ZA9030FS7P3
ALMEMO® input connector up to 850 °C, resolution 0,01 K (range P214)	ZA9030FS2P3

Standard delivery	Order no.
Reference measuring instrument for temperature up to 720 °C. Batteries, operating instructions, manufacturer's test certificate.	MA10332

Precision resistance temperature sensor Pt100 FPA924L0500H  
for the operating range -100 ... +660 °C



Precision RTD temperature sensor  
Pt100 FPA924L0500H in case  
(Measuring device and accessories not included)

Technical data FPA924L0500H

Measuring element:	Pt100 resistor, according to ITS90	Handle:	up to 60 °C
Measuring tip:	Application range -100 ... +660 °C	Connection cable:	2 m cable in PTFE/fiberglass protection hose.
Sensor tube:	stainless steel, diameter 4 mm	ALMEMO® plug:	ZA9030FS7P3, resolution 0.001 K
Nominal length:	465 mm (visible)		

! To achieve a high precision, it is absolutely necessary to calibrate the electrode incl. multi-point adjustment!  
Please order additionally!

**On request:** Precision resistance temperature sensor Pt100 for the application range -200 ... +250 °C

**Standard delivery**

Precision resistance temperature probe for the application range -100 ... +660 °C  
Measuring element Pt100, class B, probe diameter 4 mm, length 465 mm, with handle, 2 m cable and ALMEMO® connector for ALMEMO® 1030, 1033, 1036, 8036, storage case

**Order no.**

**FPA924L0500H**

Precision resistance temperature probe Pt100 FPA923L0250  
for the operating range -50 ... +400 °C



! To achieve a high precision, it is absolutely necessary to calibrate the measuring chain incl. multi-point adjustment! Please order additionally!

**Accessories**

Aluminum profile case for 1 probe  
(up to 500 mm length)

**Order no.**

**ZB9000TK1**

Technical data

Measuring element	Pt100 wire-wound	Nominal length	250 mm
Class	1/10 B (DIN EN 60751) at 0 °C	Sensor tube	Stainless steel, diameter 3 mm
Measuring tip	Operative range -50 to +400 °C	Connecting cable	2 meters, FEP / silicone
Response time T90	5 seconds	ALMEMO® plug	ZA9030FS7P3, resolution 0.001 K

**Standard delivery**

High-precision temperature sensor, measuring element Pt100 1/10 DIN class B, Sensor diameter 3 mm, length 250 mm, Measuring tip -50 to +400 °C, with 2-meter FEP / silicone cable and ALMEMO® plug  
Resolution 0.001 K for ALMEMO® 1030, 1033, 1036, 8036

**Order no.**

**FPA923L0250**

DAkKS accredited calibration or factory calibration KT90xx temperature for sensor or measuring chain (sensor + device), see chapter „Calibration certificates“.

DAkKS accredited calibration meets all the requirements regarding test resources laid down in DIN EN ISO/IEC 17025.



Reference measuring instrument ALMEMO® 1036-2



**ALMEMO® Reference measuring instruments for humidity and temperature**  
**High-precision measurement with the Pt100 psychrometer and Pt100 sensors**  
**Resolution Temperature 0.001 K**  
**Relative humidity 0.01 %**  
**Dew point 0.01 K**

Technical features

- Humidity measurement with very high resolution, precision, and linearity, using Pt100 psychrometer
- Suitable as reference device in calibration laboratories and quality assurance procedures
- Very high level of accuracy using the Pt100 psychrometer thanks to multi-point adjustment of the two temperature sensors
- Pt100 psychrometer optimized for measuring operations involving high humidity levels performed over long periods
- Automatic atmospheric pressure compensation is provided for pressure-dependent humidity variables by means of a digital atmospheric pressure sensor integrated in the ALMEMO® device.
- Humidity calculation on the basis of formulae as per Dr. Sonntag and the enhancement factor as per W. Bögel (correction factor fw(t,p) for real mixed gas systems). This substantially widens the measuring range and improves the accuracy of humidity variable calculations.
- Resolution: Temperature Pt100 0.001 K, Relative humidity 0.01 %, Dew point 0.01 K
- The humidity variables are calculated from the three primary measuring channels (real measurable variables). Dry temperature (°C), humid temperature (°C), atmospheric pressure (mbar)
- Three humidity variables displayed simultaneously, freely selectable: Relative humidity (%), dew point (°C), mixture (g/kg), Absolute humidity (g/m³), vapor pressure (mbar), enthalpy (kJ/kg)
- Two electrically isolated measuring inputs for Pt100 sensors
- High-resolution A/D converter, delta-sigma, 24-bit, 1.25 mops (measuring operations per second)
- Two output sockets for digital interface, ALMEMO® memory connector
- Compact, modern, ergonomic design
- Graphics display, illuminated with white light
- Easy and convenient to operate by means of 4 soft-keys and cursor block
- Measured value display: Sensor display (up to 4 measured values), measuring points list, atmospheric pressure
- Measuring functions: Zero-setting, smoothing, maximum / minimum values, individual value memory for 100 values
- Data logger with ALMEMO® memory connector (accessory)
- Sensor programming: Smoothing, designation, measuring range selection, locking
- Device configuration: Illumination, contrast, device address, baud rate, atmospheric pressure
- Choice of language: German, English, French
- Humidity measurement in temperature range -100 to +200 °C, with precision digital capacitive temperature / humidity sensors FHAD 36 Rx, with ALMEMO® D6 connector (Accessories, see chapter „Atmospheric humidity“). Configuration of ALMEMO® D6 sensors on ALMEMO® device itself. For the digital sensors FHAD 36-Rx, it is not possible to program the multi-point adjustment via the measuring instrument.


Technical data ALMEMO® 1036-2

Measuring inputs	Two ALMEMO® input sockets for Pt100 psychrometer FPA 836-3P3 or Precision digital capacitive temperature / humidity sensors FHAD 36 Rx	Outputs	Two ALMEMO® sockets for interface cable and ALMEMO® memory connector
Electrical isolation	Semiconductor relay (50 V)	Standard equipment	
A/D converter	Delta-sigma, 24-bit, 1.25 mops	Display	Graphics display, 128 x 64 pixels, 8 rows Illumination 2 white LEDs
Measuring range	Pt100, -200 to +400 °C	Keypad	7 silicone keys (of which 4 soft-keys)
Resolution	0.001 K	Date and time-of-day	Real-time clock, buffered by battery
Measuring current	1 mA	Individual value memory, internal	100 measured values
Measuring method	ratiometric	Power supply	
Accuracy	±0.010 K ±1 digit in range -50 to +400 °C	Battery set	3 AA alkaline batteries
Nominal conditions	23 °C ±2 K, 1013 mbar, battery mode	Mains adapter	ZA1312NA12 100 to 240 VAC to 12 VDC, 1.5 A, electrically isolated
Temperature drift	typical 2 ppm / K	Current consumption (without input and output modules)	approx. 20 mA
Calculated humidity quantities	Analytic equation (not an approximation)	With illumination	approx. 40 mA
Digital atmospheric pressure sensor (integrated in the device)		Housing	127 x 83 x 42 mm (LxWxH) ABS, 290 g
Measuring range	700 to 1100 mbar	Ambient conditions	see general technical specifications
Accuracy	±2.5 mbar (at 23 °C ±5 K)		



Accessories	Order no.
Ethernet data cable	ZA1945DK
ALMEMO® memory connector with micro SD	ZA1904SD
Rubberized impact protection, gray	ZB2490GS2
DIN rail mounting	ZB2490HS
Spare wicks (2 pieces)	ZB98462ED

### Set with Pt100 psychrometer FPA 836-3P3



Psychrometer FPA 836-3P3

### Technical data Pt100 psychrometer FPA 836-3P3


Operating temperature	up to +90 °C (no ice)	Housing	Plastic PMMA
Humidity measuring range	approx. 10 to 100 % RH	Dimensions	175 x 50 x 75 mm (LxWxH)
Measuring system	psychrometric	Ventilator power supply	12 VDC via mains unit cable, approx. 1.5 meters (included in delivery)
Accuracy	±0.8 % RH in the range of 10 to 100 % RH at 10 to 90 °C and 900 to 1050 mbar	Connecting cables	2 cables, each 5 meters, FEP / shield / FEP
Temperature sensors	sheet resistance 2 x Pt100 class B, ALMEMO® adjusted	ALMEMO® plug	Pt100, resolution 0.001 K

Options	Order no.
<p>Added functions for ALMEMO® 1030 and 1036:</p> <ol style="list-style-type: none"> <li>1. Extension of the measurement range with resolution 0.001 K (P314): -200...560 °C.</li> <li>2. New measurement range with resolution 0.01 K (P214): -200...850 °C.</li> <li>3. The 4 sensor specific parameters R0 and A, B, C of the Callendar–Van Dusen equation can be programmed for Pt 100 sensors by the user</li> </ol>	OA1030FE

Standard delivery	Order no.
<p><b>Reference measuring instrument for humidity measurement with accessories, evaluation software, and Pt100 psychrometer, Complete set including DAkkS accredited calibration certificate</b></p> <p>Reference measuring instrument ALMEMO® 1036-2, with integrated digital atmospheric pressure sensor including 3 AA alkaline batteries, mains unit ZA1312NA12, USB data cable ZA1919DKU, instrument case, and evaluation software ALMEMO® View SW5500AV (see chapter software) and Pt100 psychrometer FPA 836-3P3 including mains unit, extension cable for power supply unit ZB5090VK05, water bottle, pair of wicks, with DAkkS accredited calibration certificate temperature at approx. +25 °C, relative humidity at approx. 30 % / 75 % RH, and atmospheric pressure in range 700 to 1100 mbar (5 points)</p>	SP10362D

Precision resistance temperature detector Pt100 (Accessories)	Order no.
<p>Precision temperature sensors for ALMEMO® 1030, 1033, 1036, 8036. Technical data see chapter 01, ALMEMO® 1033 for the operating range -50 ... +400 °C</p> <p>for the operating range -100 ... +660 °C</p>	<p>FPA923L0250</p> <p>FPA924L0500H</p>

## Reference measuring instrument ALMEMO® 8036-9



**ALMEMO® Reference measuring instrument for temperature and humidity. Multi-channel measuring instrument with nine measuring inputs for Pt100 sensors and Pt100 psychrometers.**

**High-precision measuring with resolution of 0.001 K. For calibration laboratories, quality assurance procedures, and monitoring of test and measuring rooms.**

**For use either as PC interface or with external memory connector as data logger.**

## Technical data and functions

### Multi-channel instrument for high-precision measuring

Reference measuring instrument ALMEMO® 8036-9 ensures very high levels of resolution, precision, and linearity when measuring temperature, using up to nine Pt100 sensors - or alternatively up to four Pt100 psychrometers.

This reference measuring instrument is suitable for use as calibration standard in calibration laboratories, for quality assurance procedures, or as a multi-channel instrument for high-precision measuring operations, e.g. in test and measuring rooms or climate chambers.

With the Pt100 the measuring ranges have been expanded considerably, up to +670 °C at the highest resolution of 0.001 K and up to +850 °C at a resolution of 0.01 K. The measured value units can be programmed to either °C / K / °F.

Reference measuring instrument ALMEMO® 8036-9 operates with special ALMEMO® plugs incorporating expanded programming possibilities. These plugs, it should be noted, cannot be interchanged with the ordinary plugs used with ALMEMO® V6 / V7 measuring instruments.

### Very high precision thanks to multi-point adjustment and input of coefficients for the Pt100 characteristic

This very high level of precision is achieved by calibrating the measuring chain comprising Pt100 sensor and measuring instrument. For each individual sensor there are two error correction methods available.

1. Multi-point adjustment in up to 35 temperature points
2. Input of coefficients R0 and A, B, C for the Pt100 characteristic as per the Callendar / Van Dusen equation

Linearization is then performed using the sensor-specific Pt100 characteristic.

Both correction procedures can be used for any sensor simultaneously. The correction values from multi-point adjustment and the coefficients of the Pt100 characteristic are saved in the sensor connector.

Sensors are identified by means of a programmable 10-character alphanumeric designation stored in the sensor connector and a serial number. Similarly, for the purpose of monitoring the calibration interval, the date of the next calibration due and the calibration interval can be programmed and saved in the sensor connector.

### High-precision humidity measuring with atmospheric pressure compensation and calculation as per Dr. Sonntag and W. Bögel

The Pt100 psychrometer incorporates two temperature sensors assigned to two measuring inputs.

The digital atmospheric pressure sensor integrated in the ALMEMO® device ensures that any pressure-dependent humidity variables are pressure-compensated automatically.

Humidity is calculated on the basis of formulae as per Dr. Sonntag and the enhancement factor as per W. Bögel (correction factor  $fw(t,p)$  for real mixed gas systems). This substantially widens the measuring range and improves the accuracy of humidity variable calculations.

Temperature is measured to a resolution of 0.001 K, relative humidity to 0.01 % RH, and dewpoint temperature to 0.01 K.

Humidity variables are calculated from the three primary measuring channels (real measurable variables) - dry temperature (TD °C), wet temperature (TW °C), and atmospheric pressure (mbar).

In the second ALMEMO® plug (dry sensor) there are up to three humidity variables, simultaneously programmable: relative humidity (%), dewpoint (°C), and mixture (g/kg), abs. humidity (g/m³), vapor pressure (mbar), enthalpy (kJ/kg).

### Other equipment

- Five LEDs for indicating various operating states
- One pushbutton for switching the device on / off and to start / stop a measuring operation
- Data logger mode with plug-in ALMEMO® memory connector with micro SD card (accessory)
- Two ALMEMO® output sockets for simultaneously connecting a PC or network and an ALMEMO® memory connector

### ALMEMO® Connect configuration software


The ALMEMO® Connect software can be used on a PC to program all sensor parameters in the Pt100 sensor or in the Pt100 psychrometer: measuring range / resolution, units, smoothing, text description, calibration date and calibration interval, multi-point adjustment, locking level.

The ALMEMO® Connect software can also be used to completely program the device.

### WinControl software for measured data acquisition

The WinControl software (accessory) can be used to acquire and document measured values from the reference measuring instrument. In the calibration laboratory the reference measuring instrument (reference standard) and the ALMEMO® device (test item) can be networked together and evaluated using WinControl.

ALMEMO® 8036-9



Technical data

Measuring inputs	Nine ALMEMO® measuring inputs for Pt100 sensors and Pt100 psychrometers	Accuracy	±2.5 mbar (at 23 °C ±5 K)
Electrical isolation	Semiconductor relay (50 V)	Outputs	Two ALMEMO® sockets for interface cable and ALMEMO® memory connector
A/D converter	Delta-sigma, 24-bit, 1.25 mops	Standard equipment	
Measuring range	Pt100, 4 conductors, -200 to +670 °C Resolution 0.001 K Pt100, 4 conductors, -200 to +850 °C Resolution 0.01 K	Operation	1 key, 5 LEDs, 2 coding switches
Measuring current	1 mA	Date and time-of-day	Real-time clock, buffered by lithium battery
Measuring method	ratiometric	Power supply	
Accuracy	±0.010 K ±1 digit in range -50 to +560 °C Resolution 0.001 K ±0.05 K ±1 digit in range -100 to +850 °C Resolution 0.01 K	Mains adapter	ZB1212NA12 100 to 240 VAC to 12 VDC, 1.5 A, electrically isolated without input and output modules
Nominal conditions	+23 °C ±2 K, 1013 mbar	Current consumption	approx. 35 mA
Temperature drift	typical 2 ppm / K	Active mode	(with memory connector approx. 45 mA)
Calculated humidity variables	Analytic equation (not an approximation)	Sleep mode	approx. 0.05 mA
Digital atmospheric pressure sensor (integrated in the device)		Housing	180 x 49 x 137 mm (LxWxH) Polystyrene (PS), approx. 490 g
Measuring range	700 to 1100 mbar	Ambient conditions	see general technical specifications

Input connector ALMEMO® 8036-9	Order no.
ALMEMO® input connector for the user's own third party high-precision sensors, Pt100, 4 conductors, 0.001 K resolution, for ALMEMO® 1030, 1033, 1036, 8036	ZA9030FS7P3
ALMEMO® input connector for the user's own third party high-precision sensors, Pt100, 4 conductors, 0.01 K resolution, for ALMEMO® 1030, 1033, 1036, 8036	ZA9030FS2P3

Accessories	Order no.
Memory connector with micro SD, including USB card reader (see chapter „General accessories“)	ZA1904SD
WinControl software for measured data acquisition per device up to 20 channels for any number of devices and channels	SW5600WC1 SW5600WC2

Connecting cables	Order no.
USB data cable, electrically isolated	ZA1919DKU
Ethernet data cable, electrically isolated	ZA1945DK

Standard delivery	Order no.
Reference measuring instrument ALMEMO® 8036-9, nine inputs for Pt100 sensors and Pt100 psychrometers, integrated atmospheric pressure sensor, including mains unit ZB1212NA12	MA80369

DAkkS accredited calibration KD92xxD, atmospheric pressure, for measuring chain (sensor and device), see chapter „Calibration certificates“. The DAkkS accredited calibration meets the requirements of DIN EN ISO/IEC 17025 for test equipment.

## Pt100 high-precision sensor FPA923L0250 for reference measuring instrument ALMEMO® 1030-2 / 1033 / 1036-2 / 8036-9



To achieve a high precision, it is absolutely necessary to calibrate the measuring chain incl. multi-point adjustment! Please order additionally!

### Technical data

Measuring element	Pt100 wire-wound	Nominal length	250 mm
Class	1/10 B (DIN EN 60751) at 0 °C	Sensor tube	Stainless steel, diameter 3 mm
Measuring tip	Operative range -50 to +400 °C	Connecting cable	2 meters, FEP / silicone
Response time T90	5 seconds	ALMEMO® plug	Resolution 0.001 K

### Accessories

#### Order no.

Aluminum profile case for 1 sensor (up to 500 mm in length)

ZB9000TK1

### Standard delivery

#### Order no.

High-precision temperature sensor, measuring element Pt100 1/10 DIN class B, sensor diameter 3 mm, length 250 mm, measuring tip -50 to +400 °C with 2-meter FEP / silicone cable and ALMEMO® plug  
Resolution 0.001 K for ALMEMO® 1030, 1033, 1036, 8036

FPA923L0250


### Other version:

Pt100 precision sensor FPA924L0500H for the operating range -100 ... +660 °C see chapter 01, ALMEMO® 1033.

**On request:** Precision resistance temperature sensor Pt100 for the application range -200 ... +250 °C

DAkkS accredited calibration or factory calibration KT90xx temperature for sensor or measuring chain (sensor + device), see chapter „Calibration certificates“. DAkkS accredited calibration meets all the requirements regarding test resources laid down in DIN EN ISO/IEC 17025.

## Pt100 high-precision psychrometer FPA 836-3P3 for reference measuring instrument ALMEMO® 1036-2 / 8036-9



To achieve a high precision, it is absolutely necessary to calibrate the measuring chain! Please order additionally!

### Technical data

Operating temperature	up to +90 °C (no ice)	Housing	Plastic PMMA
Humidity measuring range	approx. 10 to 100 % RH	Dimensions	175 x 50 x 75 mm (LxWxH)
Measuring system	psychrometric	Ventilator power supply	12 VDC via mains unit Cable, approx. 1.5 meters (included in delivery)
Accuracy	±0.8 % RH in the range of 10 to 100 % RH at 10 to 90 °C and 900 to 1050 mbar	Connecting cables	2 cables, each 5 meters, FEP/shield/FEP
Temperature sensors	sheet resistance 2 x Pt100 class B, ALMEMO® adjusted	ALMEMO® plug	Pt100, resolution 0.001 K

### Accessories

#### Order no.

Spare wicks (2 pieces)

ZB98462ED

### Standard delivery

#### Order no.

Psychrometer with two Pt100 sensors, fitted cable, with two ALMEMO® plugs, resolution 0.001 K for ALMEMO® 1036-2 / 8036-9, mains unit, extension cable for power supply unit ZB5090VK05, water bottle, 1 pair of wicks, carry case ZB2490TK2

FPA8363P3

DAkkS accredited calibration KD92xxD, atmospheric pressure, for measuring chain (sensor and device), see chapter „Calibration certificates“. The DAkkS accredited calibration meets the requirements of DIN EN ISO/IEC 17025 for test equipment.

## 02 Input connectors and adapter cables

## Digital ALMEMO® D7 measuring connector for thermocouple sensors of type K, N, T, J, R, S, B, E

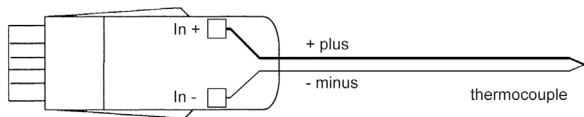
# ALMEMO® D7

**Measure dynamic temperature changes with up to 100 measurement operations per second.**

**One single connector for different thermocouple types (programmable).**

### Optimal linearization accuracy of the thermocouple characteristic by calculation methods as per the DIN IEC 584.

**Increased accuracy thanks to multi-point adjustment of the thermocouple sensor during calibration. For current measuring instruments ALMEMO® V7, ALMEMO® 202-S, 204, 104, 710, 510, 809.**



## Technical data and functions

- The digital ALMEMO® D7 measuring connector for thermocouples can be used for a variety of thermocouple types. Once connected, the thermocouple type is programmed via the ALMEMO® V7 measuring instrument.
- The range for thermocouple type E. For use at lowest temperatures.
- The thermocouple is connected via 2 screw terminals integrated in the measuring connector. Every measuring connector has an integrated temperature sensor directly in the screw terminals for measurement and automatic compensation of the cold junction temperature.
- The input of the ALMEMO® D7 measuring connector is galvanically isolated from the ALMEMO® V7 measuring instrument. Therefore the connected thermocouple sensor is galvanically isolated from the other connected ALMEMO® sensors as well.
- The digital ALMEMO® D7 measuring connector operates with its own integrated A/D converter. The linearization of the thermocouple characteristic is calculated using method in compliance with DIN IEC 584 (not an approximation).
- For measuring dynamic temperature changes, the ALMEMO® D7 measuring connector operates at a fast conversion rate. The measuring rate is determined exclusively by the integrated A/D converter.
- On the ALMEMO® V7 measuring instrument all D7 measuring connectors operate in parallel - each at its own measuring rate. The measuring instrument's very short scan cycle is determined by the measuring rates of the D7 measuring connectors - nearly irrespective of their number. The ALMEMO® V7 measuring instrument saves the measured values; the measuring software WinControl displays them graphically.
- The overall accuracy of the measuring operation is unaffected by the presence of an ALMEMO® V7 display device / data logger. In case the measuring chain - consisting of a thermocouple sensor and the connected ALMEMO® D7 measuring connector - is calibrated, the measuring chain can be connected to any ALMEMO® V7 measuring device without any additional measuring uncertainties.
- At constant ambient conditions, an increased system accuracy is achieved by calibrating the thermocouple sensor using multi-point adjustment.
- To designate a sensor it is possible to program comments with up to 20 characters.

## Technical data

Sensor type:	Thermocouple type: K, N, T, J, R, S, B, E	System accuracy at conversion rate 10 mops:
Measuring input:	galvanically isolated, dielectric strength 50 V	type K, K2, N, N2, J, T $\pm 0.2 \text{ K} \pm 0.02 \text{ \% of measured value}$ type E $\pm 0.1 \text{ K} \pm 0.02 \text{ \% of measured value}$ type R, S, B $\pm 0.8 \text{ K} \pm 0.02 \text{ \% of measured value}$
Measuring ranges:	K    -200.0 to +1370.0 °C N    -200.0 to +1300.0 °C J    -210.0 to +1100.0 °C E    -270.0 to +800.0 °C T    -200.0 to +400.0 °C S    -50.0 to +1760.0 °C R    -50.0 to +1760.0 °C B    +250.0 to +1820.0 °C K2   -200.00 to +1370.00 °C N2   -200.00 to +1300.00 °C	Temperature drift:    0.003 %/K (30 ppm)
Resolution:	0.1 K* respectively 0.01 K for measuring range K2 / N2	Cold junction compensation sensor:    NTC 10 K at 25 °C
Conversion rate:	2.5*, 10, 50, 100 mops	Cold junction compensation effective in the range -10 °C to +60 °C: -30 °C to +100 °C
Linearization:	calculation method (not an approximation)	System accuracy: $\pm 0.2 \text{ K} \pm 0.01 \text{ K/°C}$
		Nominal temperature:    23 °C $\pm$ 2 K
		Supply voltage:    6, 9, 12 V from ALMEMO® device
		Current consumption:    approx. 5 mA
		Environmental conditions see general technical specifications

\* Factory setting. The desired measuring range can be programmed on the ALMEMO® V7 device.

\* Factory setting. The desired measuring range can be programmed on the ALMEMO® V7 device.

### Types:

ALMEMO® D7 measuring connector for thermocouples. Fast measuring rate. Integrated galvanic isolation.

Order no.

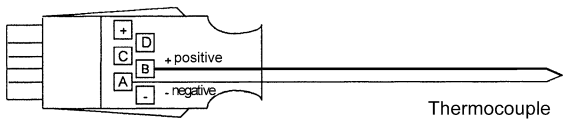
# ZTD700FS



# Input connectors for thermocouples

## ALMEMO® Connector for Thermocouple Types K, N, J, T

11/2025 • We reserve the right to make technical changes.



Variants (with thermal material)			Order no.
Model	Meas. Range	Resolution	
NiCr-Ni (K)	–200.0 to +1370.0 °C.	0.1 K	<b>ZA9020FS</b>
NiCrSi-NiSi (N)	–200.0 to +1300.0 °C.	0.1 K	<b>ZA9021FSN</b>
Fe-CuNi (J)	–200.0 to +1000 °C.	0.1 K	<b>ZA9021FSJ</b>
Cu-CuNi (T)	–200.0 to +400 °C.	0.1 K	<b>ZA9021FST</b>

## ALMEMO® measuring module for thermocouples, types K, J, T, electrically isolated, up to 1000 V Type ZAD 950 AB



- Electrically isolated measurement of thermocouples (in particular bare thermo-wire types) on live parts
- Digital transfer of measured values to the ALMEMO® measuring instrument
- Connecting cable, fitted with ALMEMO® plug

### Technical data

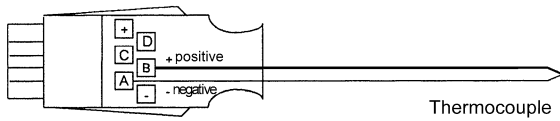
Sensor	Thermocouple		
Measuring range		Electrical isolation	1 kV DC/AC permanent, 4 kV for 1 s
ZAD950ABK	NiCr-Ni (K) -200 to 1370 °C	Sensor connection	4-mm safety sockets and safety plugs (with screw terminals)
ZAD950ABJ	Fe-CuNi (J) -200 to 1000 °C	Power supply	6 to 13 VDC via ALMEMO® device
ZAD950ABT	Cu-CuNi (T) -200 to 400 °C	Current consumption	approx. 30 mA
Resolution	0.1 K	Connecting cable	1.5 meters with ALMEMO® plug
Linearization accuracy	±0.05 K ±0.05 % of measured value	Housing	Dimensions (LxWxH) 127 x 83 x 38 mm, ABS (acrylonitrile butadiene styrene)
Precision class	C (see general technical specifications)		
Measuring rate	2.5 measurements/sec.		

Types:	Order no.
ALMEMO® measuring module for NiCr-Ni (K), including 1.5 meters ALMEMO® connecting cable	<b>ZAD950ABK</b>
ALMEMO® measuring module for Fe-CuNi (J) including 1.5 meters ALMEMO® connecting cable	<b>ZAD950ABJ</b>
ALMEMO® measuring module for Cu-CuNi (T) including 1.5 meters ALMEMO® connecting cable	<b>ZAD950ABT</b>
Please note: thermocouple must be ordered extra; e.g. thermo-wires see Chapter Temperature	

DAkkS accredited calibration or Factory calibration KE90xx, electrically, for digital measuring module, see chapter „Calibration certificates“. DAkkS accredited calibration meets all the requirements regarding test resources laid down in DIN EN ISO/IEC 17025.

# Input connectors for thermocouples

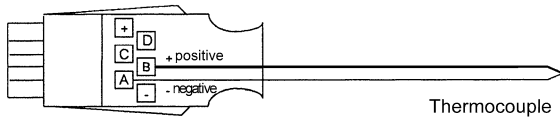
## ALMEMO® Connector for Thermocouple Types U, L, S, R, B, AuFe-Cr



### Types

Model	Meas. Range	Resolution	Order no.
Cu-CuNi (U)	-200.0 to +600.0 °C	0.1 K	ZA9000FSU
Fe-CuNi (L)	-200.0 to +900 °C	0.1 K	ZA9000FSL
PtRh10-Pt (S)	0.0 to +1760.0 °C	0.1 K	ZA9000FSS
PtRh13-Pt (R)	0.0 to +1760.0 °C	0.1 K	ZA9000FSR
PtRh30-PtRh6 (B)	+400.0 to +1800.0 °C	0.1 K	ZA9000FSB
AuFe-Cr (A)	-270.0 to +60.0 °C	0.1 K	ZA9000FSA

## ALMEMO® Connector with integrated cold junction sensor for all thermocouples



For especially exacting applications demanding the highest possible level of precision or performed under unfavorable conditions (e.g. subject to thermal irradiation)

### Programming:

1st channel, NTC, integrated cold junction sensor, resolution 0.01 K

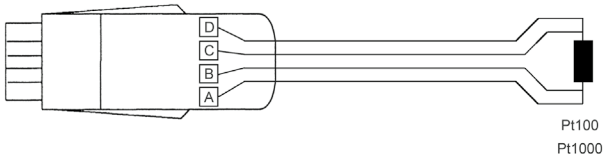
2nd channel, thermocouple, resolution 0.1 K; please specify type!

### Types:

Model	Meas. Range	Resolution	Order no.
NiCr-Ni (K)	-200.0 to +1370.0 °C	0.1 K	ZA9400FSK
NiCrSi-NiSi (N)	-200.0 to +1300.0 °C	0.1 K	ZA9400FSN
Fe-CuNi (L)	-200.0 to +900 °C	0.1 K	ZA9400FSL
Fe-CuNi (J)	-200.0 to +1000 °C	0.1 K	ZA9400FSJ
Cu-CuNi (T)	-200.0 to +400 °C	0.1 K	ZA9400FST
Cu-CuNi (U)	-200.0 to +600.0 °C	0.1 K	ZA9400FSU
PtRh10-Pt (S)	0.0 to +1760.0 °C	0.1 K	ZA9400FSS

Digital ALMEMO® D7 measuring connector for Pt100 / Pt1000 temperature sensor

High-level resolution of 0.01 K across the entire measuring range up to 850 °C  
Linearization of the Pt100 / Pt1000 characteristic calculated  
Calibration with greater accuracy by subjecting the temperature sensor to multi-point adjustment  
Only for latest ALMEMO® V7 measuring instruments, ALMEMO® 202-S, 204, 104, 710, 510, 809.



The new ALMEMO® D7 measuring connector provides even greater precision!

Technical data and functions

- The digital ALMEMO® D7 measuring connector uses its own integrated A/D converter. It provides a high-level resolution of 0.01 K across the entire measuring range up to 850 °C. Linearization of the Pt100 / Pt1000 characteristic is calculated in compliance with DIN IEC 751 (not an approximation).
- The overall accuracy of the measuring operation is unaffected by the presence of an ALMEMO® V7 display device / data logger. The whole measuring chain, comprising e.g. a Pt100 / Pt1000 sensor and the connected ALMEMO® D7 measuring connector, can be calibrated end-to-end. Calibration can be performed with greater accuracy by subjecting the temperature sensor to a process of multi-point adjustment.
- The measuring rate is determined entirely and exclusively by the integrated A/D converter. On the ALMEMO® V7 measuring instrument all D7 measuring connectors operate in parallel at their own measuring rate. The measuring instrument's very short scan cycle is determined by the measuring rates of the D7 measuring connectors - irrespective of their number.
- Sensor identification can be programmed with designations up to 20 characters in length.

Technical data

Sensor type	Pt100, 4 conductors or Pt1000, 4 conductors
Measuring input	electrically interconnected with the power supply (ALMEMO® device ground)
Measuring range	-200 to +850 °C
Resolution	0.01 K
Conversion rate	10 mops
Measuring current	
Pt100	approx. 1 mA
Pt1000	approx. 0.1 mA

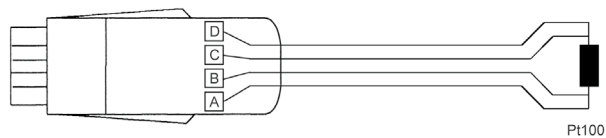
Linearization	calculated (not an approximation)
Accuracy	
Pt100	0.07 K +2 digits
Pt1000	0.08 K +2 digits
Nominal temperature	+22 °C ±2 K
Temperature drift	0.003 % / K (30 ppm) (resistance)
Supply voltage	from 6 V up from ALMEMO® device (sensor supply voltage)
Current consumption	approx. 9 mA
Environmental conditions	see general technical specifications

Types:

Type	Measuring range	Range	Resolution	Order no.
Pt100, 4 conductors	-200...+850 °C	DP04	0.01 K	ZPD700FS
Pt1000, 4 conductors	-200...+850 °C	DP14	0.01 K	ZPD710FS

Digital ALMEMO® D6 measuring connector for Pt100 temperature sensor

Digital temperature sensors now also for ALMEMO® V6 measuring instruments, e.g. ALMEMO® 5690, 2690, 2590  
Resolution of 0.01 K across the entire measuring range up to 400 °C  
Linearization of the Pt100 characteristic calculated  
Calibration with greater accuracy by subjecting the temperature sensor to multi-point adjustment



The new ALMEMO® D6 measuring connector provides even greater precision!

Technical data and functions

- The digital ALMEMO® D6 measuring connector uses its own integrated A/D converter. It provides a high-level resolution of 0.01 K across the entire measuring range up to 400 °C. Linearization of the Pt100 characteristic is calculated in compliance with DIN IEC 751 (not an approximation).
- The overall accuracy of the measuring operation is unaffected by the presence of an ALMEMO® display device / data logger. The whole measuring chain, comprising e.g. a Pt100 sensor and the connected ALMEMO® D6 measuring connector, can be calibrated end-to-end. Calibration can be performed with greater accuracy by subjecting the temperature sensor to a process of multi-point adjustment.
- The ALMEMO® D6 measuring plug operates with its own refresh rate. The measured values are scanned digitally at the conversion rate of the ALMEMO® measuring device.

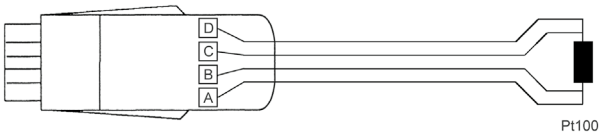
Technical data

Sensor type	Pt100, 4 conductors	Accuracy	
Measuring input	electrically interconnected with the power supply (ALMEMO® device ground)	Pt100	0.07 K +2 digits
Measuring range	-200 to +400 °C	Nominal temperature	+22 °C ±2 K
Resolution	0.01 K	Temperature drift	0.003 % / K (30 ppm) (resistance)
Refresh rate	0.1 s	Supply voltage	from 6 V up from ALMEMO® device (sensor supply voltage)
Measuring current		Current consumption	approx. 9 mA
Pt100	approx. 1 mA	Environmental conditions	see general technical specifications
Linearization	calculated (not an approximation)		

Types:			Order no.
Type	Measuring range	Resolution	
Pt100, 4 conductors	-200...+400 °C	0.01 K	ZAD030FS

Digital ALMEMO® D7 Precision measuring connector  
for Pt100 temperature sensor, resolution 0.001 K

Digital precision measuring connector with highest resolution of 0.001 K across the entire measuring range up to 850 °C  
Linearization of the Pt100 characteristic calculated  
Calibration with greater accuracy by subjecting the temperature sensor to multi-point adjustment  
For ALMEMO® V7 measuring instruments, ALMEMO® 202-S, 204, 104, 710, 510, 809.



The new ALMEMO® D7 measuring connector provides even greater precision!



Digital precision resistance sensor Pt100 FPD723L0250A3D (example)

Technical data and functions

- The digital ALMEMO® D7 precision measuring connector becomes a reference sensor with highest accuracy when used with a suitable Pt100 sensor (see following page).
- The digital ALMEMO® D7 precision measuring connector uses its own integrated A/D converter. It provides a highest resolution of 0.001 K across the entire measuring range up to 850 °C.
- Linearization of the Pt100 characteristic curve in the measuring connector is calculated in compliance with DIN IEC 751 (not an approximation).
- The overall accuracy of the measuring operation is unaffected by the presence of an ALMEMO® V7 display device / data logger. The whole measuring chain, comprising e.g. a Pt100 sensor and the connected ALMEMO® D7 measuring connector, can be calibrated end-to-end. Calibration can be performed with greater accuracy by subjecting the temperature sensor to a process of multi-point adjustment.
- The measuring rate is determined entirely and exclusively by the integrated A/D converter. On the ALMEMO® V7 measuring instrument all D7 measuring connectors operate in parallel at their own measuring rate. The measuring instrument's very short scan cycle is determined by the measuring rates of the D7 measuring connectors - irrespective of their number.
- Sensor identification can be programmed with designations up to 20 characters in length.

**NEW:**  
Extended measuring range up to 850 °C with maximum resolution of 1 mK. The sensor-specific parameters of the Callendar-Van-Dusen equation (R0, A, B, C) can be manually programmed for an individual Pt100 sensor.  
The measured resistance value can be displayed with a resolution of 0.0001 Ω.

Technical data

Sensor type	Pt100, 4 conductors	Linearization	calculated (not an approximation)
Measuring input	electrically interconnected with the power supply (ALMEMO® device ground)	Accuracy	± 0.015 K ± 2 digits
Measuring range	see Types	Nominal temperature	+22 °C ±2 K
Resolution	0.001 K	Temperature drift	0.003 % / K (30 ppm) (resistance)
Conversion time	3.4 seconds	Supply voltage	starting at 6 V from ALMEMO® device (sensor supply voltage)
Measuring current	approx. 1 mA	Current consumption	approx. 9 mA
Measuring method	ratiometric	Ambient conditions	see general technical specifications

Types:			Order no.
Type	Measuring range	Resolution	
Pt100, 4 conductors	-200...+850 °C	0.001 K	
Resistance	0...400 Ω	0.0001 Ω	ZPD730FS



**Note on suitable sensors:**

The sensor determines the accuracy, stability, hysteresis and long-term stability of the measuring chain consisting of sensor and digital connector. For the sensor, the following must be taken into account:

- The type of Pt100 sensor element determines, among other things, the achievable measurement uncertainty / stability.
- The design (sensor diameter, installation of the sensor element, powdered or with thermal paste) influences the self-heating and the hysteresis for the measurement uncertainty.

The self-heating must be included in the measurement uncertainty: If the self-heating is NOT known for the sensor design at hand, a lump sum must be charged.

Example: For a sufficiently long sheath element, an amount of 17 mK is recommended. In comparison: For the Ahlborn precision probe FPA923/FPD723 the self-heating was determined and is included in the measurement uncertainty with typ. 2 mK. The hysteresis must be described in addition to the measurement uncertainty:

If the hysteresis is not determined, a lump sum of up to 0.2 % of the span is recommended in international regulations.

Example: Calibration range 0 to 400 °C, hysteresis lump sum up to 0.8 K or calibration range 0 to 100 °C up to 0.2 K (200 mK).

**Digital precision resistance sensor Pt100 up to 400 °C  
with resolution of 0.001 K as reference sensor,  
with ALMEMO® D7 connector for ALMEMO® V7 measuring devices / data logger**

Digital precision resistance sensor with highest accuracy and linearity for temperature measurements in a wide temperature range. Application as reference probe for comparison measurements in research, development, quality assurance and production processes.

For ALMEMO® V7 measuring instruments, ALMEMO® 202-S, 204, 104, 710, 510, 809.



Digital precision resistance sensor Pt100  
FPD723L0250A3D (example)


**Technical data**

see chapter 07 Temperature

Types	Order no.
Digital precision resistance sensor Pt100 as reference sensor, with cable and ALMEMO® D7 connector. Incl. DAkkS accredited calibration certificate (2 temperature points at 0 °C and 100 °C incl. multi-point adjustment).	FPD723L0250A3D

# Input connectors for Pt100


## ALMEMO® Connector for Pt100 Sensors / Pt1000 Sensors



Types:			Order no.
Model	Meas. Range	Resolution	
Pt100 4-conductor	−200.0 to +850.0 °C	0.1 K	ZA9030FS1
Pt100 4-conductor	−200.0 to +400.0 °C *	0.01 K	ZA9030FS2
Pt1000 4-conductor	−200.0 to +850.0 °C *	0.1 K	ZA9030FS4
Pt1000 4-conductor	−200.0 to +400.0 °C *	0.01 K	ZA9030FS5


\* Data may vary depending on device; (see data sheet per device)

## ALMEMO® Connector for Ni100 Sensors / Ni1000 Sensors



Types:			Order no.
Model	Meas. Range	Resolution	
Ni100	−60.0 to +240.0 °C	0.1 K	ZA9030FS3
Ni1000	−60.0 to +240.0 °C	0.1 K	ZA9030FS6

## ALMEMO® Connector for Resistance



### Technical Data ZA9003SS4:

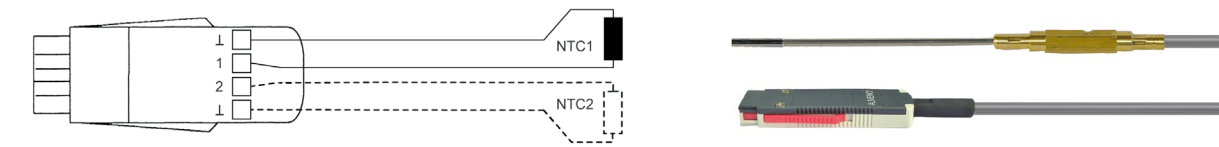
Connection	2-wire
Linearization accuracy:	±0,2 % ± 0,02 kOhm Linearization is saved in the ALMEMO® connector; (this is not available with ALMEMO® 2450, 8390)

Types:			Order no.
Model	Meas. Range	Resolution	
Ohm	0.00 to 500.00	0.01 Ω *	ZA9003FS
Ohm	0.0 to 5000.0 *	0.1 Ω *	ZA9003FS2
kOhm	0 to 110.00 kOhm	0.01 kOhm	ZA9003SS4

\* Data may vary depending on device; (see data sheet per device)

Digital ALMEMO® D6 measuring connector for temperature sensors NTC

High levels of precision and resolution 0.001 K across measuring range -20 to +65 °C.  
Linearization of the NTC characteristic - calculated using Galway Steinhart coefficients.  
Increased measured value accuracy - thanks to multi-point adjustment of the NTC sensor during calibration.  
For all ALMEMO® V6 and V7 measuring instruments, including ALMEMO® 2490 and ALMEMO® 202-S.



Technical data and functions

- The digital ALMEMO® D6 measuring connector uses its own integrated A/D converter. Linearization of the NTC characteristic is calculated using the Galway Steinhart coefficients (not an approximation). Across measuring range -20 to +65 °C this produces the very high resolution of 0.001 K.
- The digital temperature sensor reaches this high level of precision irrespective of any extension cables used and of any processing in the ALMEMO® display device / data logger. Overall accuracy is determined exclusively by the NTC sensor and the ALMEMO® D6 measuring connector. This increased measured value accuracy is achieved by subjecting the NTC sensor to multi-point adjustment during calibration.

With the ALMEMO® D6 measuring plug, customer-specific NTC sensors can be connected to the ALMEMO® system after the corresponding Steinhart-Hart coefficients have been configured via the sensor menu.  
When using own sensors no additional adjustment of the connector is necessary.


Technical data

Sensor type	NTC type N		
Measuring input	Electrically interconnected with the power supply (ALMEMO® device ground)	Accuracy	
		Range DNtc / DNt2	±0.05 K at -50 to +100 °C
		Range DNtc3	±0.02 K at -20 to +65 °C
Measuring ranges	see variants	Nominal temperature	23 °C ±2 K
Resolution	see variants	Temperature drift	0.004 % / K (40 ppm)
Refresh rate	0.3 seconds for up to two channels	Supply voltage	from 6 V up, from ALMEMO® device (sensor supply voltage)
Linearization	Calculated (not an approximation)	Current consumption	approx. 4 mA
		Environmental conditions	see general technical specifications

Types:				Order no.
Type / input	Measuring range	Range	Resolution	
NTC, 1 input	-50...+125 °C	DNtc	0.01 K	ZAD040FS
NTC, 2 inputs	-50...+125 °C	DNtc/DNt2	0.01 K	ZAD040FS2
NTC, 1 input	-20...+65 °C	DNt3	0.001 K	ZAD040FS3

# Input connectors for NTC

## ALMEMO® Connector for Ntc Sensors



Types:			Order no.
Model	Meas. Range	Resolution	
Ntc Type N	−50.0 to +125.0 °C	0.01 K	ZA9040FS
2x Ntc Type N	−50.0 to +125.0 °C	0.01 K no electrical isolation	ZA9040FS2


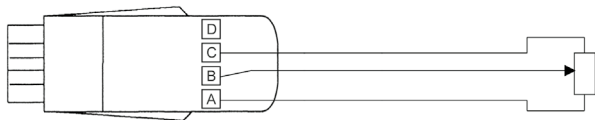
## Digital ALMEMO® D7 measuring connector for potentiometric sensors (displacement transducers, etc.)

For displacement transducers and other potentiometric sensors.

High resolution up to 200 000 digits

or fast conversion rate, resolution up to 10 000 digits.

Only for the latest ALMEMO® V7 measuring instruments, ALMEMO® 202-S, 204, 104, 710, 510, 809.



This new, innovative ALMEMO® D7 measuring connector enables high precision or fast conversion rate. The user can set the preferred configuration quickly and easily on the ALMEMO® V7 measuring instrument itself.

### Technical data and functions

- The ALMEMO® D7 digital measuring connector operates with its own integrated A/D converter. Overall measuring accuracy is unaffected by the presence of an ALMEMO® V7 display device / data logger. The whole measuring chain, comprising e.g. a displacement transducer and the connected ALMEMO® D7 measuring connector, can be adjusted end-to-end.
- The measuring rate is determined exclusively by the integrated A/D converter. On the ALMEMO® V7 measuring instrument all D7 measuring connectors operate in parallel - each at its own measuring rate. The measuring instrument's very short scan cycle is determined by the measuring rates of the D7 measuring connectors - more or less irrespective of their number.
- For high resolutions and stable values, e.g. for precision displacement transducers, the ALMEMO® D7 measuring plug works with a reduced conversion rate. For fast processes, measurements can be taken at a higher conversion rate. The ALMEMO® V7 measuring device stores the measured values and the WinControl measuring software displays them graphically.
- The voltage drop is measured at the potentiometer. The 2-volt reference voltage is supplied via the ALMEMO® D7 plug.
- The sensor is scaled to the physical quantity (e.g. displacement in mm); this is performed via the ALMEMO® V7 device (on the device itself or using ALMEMO® Connect software) - with zero-point adjustment and final value adjustment. The measured value's assigned units can be up to 6 characters in length. Sensor identification can be programmed with a comments text up to 20 characters in length.

### Technical data

Sensor type	Potentiometer	System accuracy	0.02 % ±2 digits
Measuring input	Electrically connected to the power supply (ALMEMO® device ground)	Nominal temperature	22 °C ±2 K
Input range	-2 to +2 V	Temperature drift	0.003 % / K (30 ppm)
Display range, conversion rate	see variants	Supply voltage	from 6 V up, via the ALMEMO® device itself (sensor supply)
Reference voltage	2 V	Current consumption	approx. 8 mA (without sensor)
		Environmental conditions	see general technical specifications

### Types:

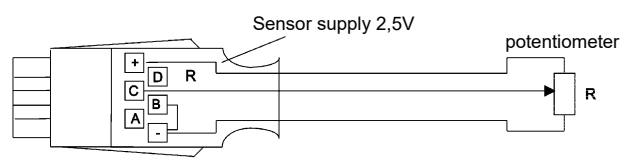
Range	Display range	Resolution	Conversion rate	Order no.
U24 *	0...100 %	0.01 %	100 measurements/s	
or				
U25	0...200 000 digit	1 digit	10 measurements/s	<b>ZWD700FS</b>

\*Delivery state. The desired measuring range can be programmed on the ALMEMO® V7 device.



# Input connectors for potentiometer

## ALMEMO® Connector for Potentiometer pickoffs



### Technical Data

Sensor supply:	2.5 V
Temperature coefficient:	< 50 ppm/K

### Types:

Model	Meas. Range	Resolution	Order no.
2.6 V DC Differenz	-2.6 to +2.6 *	0.1 mV	ZA9025FS3
* Data may vary depending on device; (see data sheet per device)			

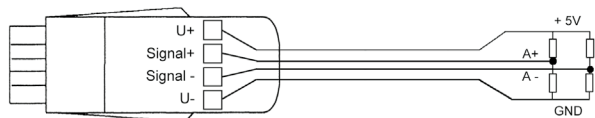
## Digital ALMEMO® D7 measuring connector for bridge differential mV

For force transducers (tension / compression), torque transducers, or strain gauges

High resolution up to 200 000 digits

or fast conversion rate, resolution up to 50 000 digits.

Only for latest ALMEMO® V7 measuring instruments, ALMEMO® 202-S, 204, 104, 710, 510, 809.



The new ALMEMO® D7 measurement plug enables high precision or fast conversion rate applicable for a vast variety of measuring tasks.

The user can select the preferred configuration quickly and easily on the ALMEMO® V7 measuring instrument itself.

### Technical data and functions

- The digital ALMEMO® D7 measuring connector uses its own integrated A/D converter. The overall accuracy of the measuring operation is unaffected by the presence of an ALMEMO® V7 display device / data logger. The whole measuring chain, comprising e.g. a force transducer and the connected ALMEMO® D7 measuring connector, can be calibrated end-to-end.
- The measuring rate is determined entirely and exclusively by the integrated A/D converter. On the ALMEMO® V7 measuring instrument all D7 measuring connectors operate in parallel at their own measuring rate. The measuring instrument's very short scan cycle is determined by the measuring rates of the D7 measuring connectors - irrespective of their number.
- For high resolutions and stable values, e.g. for precision force transducers, the ALMEMO® D7 measuring plug works with a reduced conversion rate. For fast processes, measurements can be taken at a higher conversion rate. The ALMEMO® V7 measuring device stores the measured values and the WinControl measuring software displays them graphically.
- Measurements are taken using a full bridge with a 4-conductor circuit. The bridge is powered from the ALMEMO® D7 plug.
- The sensor is scaled to its actual physical quantity (e.g. end value 1 kN with characteristic 2 mV / V); this is performed via the ALMEMO® V7 device (device itself or ALMEMO® Connect software), - zero-point adjustment, - scaling of end value by entering characteristic mV / V or adjustment by loading the bridge with end value. The assigned units can be up to 6 characters in length. Sensor identification can be programmed with designations up to 20 characters in length.

### Technical data

Sensor type	Full bridge, 4 conductors	System accuracy	0.02 % +2 digits at 10 measurements / second
Bridge resistance	at least 350 Ohm	Nominal temperature	+22 °C ±2 K
Measuring input	electrically interconnected with the power supply (ALMEMO® device ground)	Temperature drift	0.003 % / K (30 ppm)
Input range	see variants	Supply voltage	from 6 V up from ALMEMO® device (sensor supply voltage)
Display range, Conversion rate	see variants	Current consumption	approx. 32 mA (without force transducer)
Bridge power supply	5 V	Environmental conditions	see general technical specifications
	Accuracy 0.01 %		
	Temperature drift 10 ppm / K		

### Types:

Range	Input range	Display range	Conversion rate
DMS1*	±29.3 mV	±200 000 digits	10 mops
or DMS2	±29.3 mV	±50 000 digits	1000 mops
or DMS3	±58.6 mV	±200 000 digits	10 mops
or DMS4	±58.6 mV	±50 000 digits	1000 mops

\* Factory setting: The desired measuring range can be programmed on the ALMEMO® V7 device itself.

**Option:** Configuration of ALMEMO® D7 measuring connector; conversion rate 1000 mops, DMS2 (±29.3 mV)

Order no.


ZKD700FS

OA9007PRM1000

# Input connectors for measuring bridges

## ALMEMO® Connector for measuring bridges, millivolt / volt differential

With zero-symmetrical voltage supply of  $\pm 2.5\text{ V}$  stabilized from the ALMEMO® device



### Technical Data from revision R5, see connector sticker

Sensor type:	Full bridge, 4 conductors
Bridge resistance:	at least 120 Ohm
Sensor supply	
Bridge supply:	5 V $\pm 0.2\%$ at nominal temperature
Nominal temperature:	22 °C $\pm 2$ K
Output current:	max. 45 mA with device sensor supply voltage 6...12 V
Energy saving:	So long as the measuring point is not selected, the bridge voltage remains switched OFF.

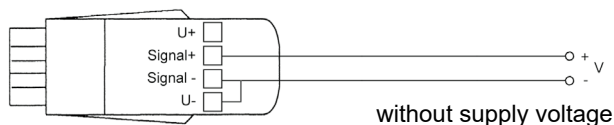
Types:			Order no.
Model	Meas. Range	Resolution	
55 mV DC	-10.0 to +55.0	1 $\mu\text{V}$	ZA9105FS0
26 mV DC	-26.0 to +26.0	1 $\mu\text{V}$	ZA9105FS1

## Digital ALMEMO® D7 measuring connector for DC voltage differential (volt) / DC current differential (mA)

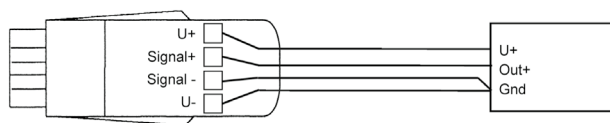
High resolution up to 0.001 mV / 0.1 µA (200 000 digits)

or fast conversion rate, resolution up to 1 mV / 10 µA (2000 digits).

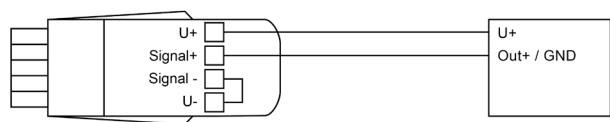
Only for latest ALMEMO® V7 measuring instruments, ALMEMO® 202-S, 204, 104, 710, 510, 809.



without supply voltage



with supply voltage



2-wire transmitter 4-20 mA



The new ALMEMO® D7 measurement plug enables high precision or fast conversion rate applicable for a vast variety of measuring tasks.

The user can select the preferred configuration quickly and easily on the ALMEMO® V7 measuring instrument itself.

### Technical data and functions

- The digital ALMEMO® D7 measuring connector uses its own integrated A/D converter. The overall accuracy of the measuring operation is unaffected by the presence of an ALMEMO® V7 display device / data logger. The measuring rate is determined entirely and exclusively by the integrated A/D converter. On the ALMEMO® V7 measuring instrument all D7 measuring connectors operate in parallel at their own measuring rate. The measuring instrument's very short scan cycle is determined by the measuring rates of the D7 measuring connectors - irrespective of their number.
- For high resolutions and stable values, e.g. in precision transmitters for pressure, the ALMEMO® D7 measuring plug

works with a reduced conversion rate. For fast processes, measurements can be taken at a higher conversion rate. The ALMEMO® V7 measuring device saves the measured values and the WinControl measuring software displays them graphically.

- Measuring transducers without their own mains unit and needing a power supply are powered from the ALMEMO® D7 plug. Each signal is scaled to its actual physical quantity (e.g. pressure 25 bar at voltage 10 volts); the assigned units can be up to 6 characters in length. Sensor identification can be programmed with designations up to 20 characters in length.

### Technical data

Measuring input	electrically interconnected with the power supply (ALMEMO® device ground)
Measuring range	see variants
Conversion rate, resolution	see variants
Overload	see variants
Internal resistance	see variants
Input current	100 pA
System accuracy	0.02 % +2 digits at 5 measurements / second

Nominal temperature	+22 °C ±2 K
Temperature drift	0.003 % / K (30 ppm)
Supply voltage	6 / 9 / 12 V, from ALMEMO® device (sensor supply voltage)
Current consumption	approx. 12 mA (without transducer)
Sensor supply	6 / 9 / 12 V, from ALMEMO® device ZED70xFSV15: 15 ±0.6 V, max. 50 mA at device voltage 12 V ZED70xFSV24: 24 ±1 V, max. 30 mA at device voltage 12 V
Environmental conditions	see general technical specifications

# Input connectors for DC

## Types:

Measuring range	Resolution Conversion rate (mops)	Internal resistance	Overload	Order no.
-2.0...+2.0 Volt	0.01 mV, 5 mops* / 0.1 mV, 500 mops / 1 mV, 1000 mops	5 GOhm	±2,8 V	<b>ZED700FS3</b>
-250...+250 mV	0.001 mV, 5 mops*	5 GOhm	±2.8 V	<b>ZED700FS2</b>
-20...+20 Volt	0.1 mV, 5 mops* / 1 mV, 500 mops / 10 mV, 1000 mops	110 kOhm	±30 V	<b>ZED702FS</b> <b>ZED702FSV15**</b> <b>ZED702FSV24**</b>
-60...+60 Volt	1 mV, 5 mops* / 10 mV, 500 mops / 10 mV, 1000 mops	103 kOhm	±60 V	<b>ZED702FS2</b>
-20...+20 mA	00.1 µA, 5 mops* / 1 µA, 500 mops / 10 µA, 1000 mops	100 Ohm	±28 mA	<b>ZED701FS</b> <b>ZED701FSV15**</b> <b>ZED701FSV24**</b>

\* Factory setting: The desired measuring range can be programmed on the ALMEMO® V7 device itself.

\*\* Sensor supply see above: Technical data

## Option:

Configuration of ALMEMO® D7 measuring connector

Conversion rate 500 mops

Conversion rate 1000 mops

**OA9007PRM500**

**OA9007PRM1000**

## Accessories

## Order no.

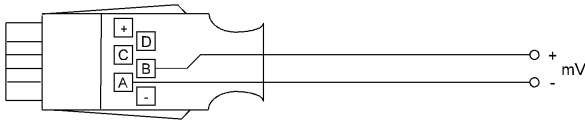
Galvanic isolation up to 50 V for ALMEMO® D7 sensors, pluggable cable, length = 0.2 m

**ZAD700GT**



# Input connectors for DC

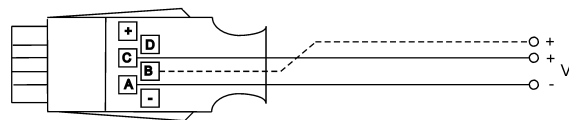
## ALMEMO® Connector for Voltage Millivolt



### Types:

Model	Meas. Range	Resolution	Order no.
55 mV DC	−10.0 to +55.0	1 $\mu$ V	ZA9000FS0
26 mV DC	−26.0 to +26.0	1 $\mu$ V	ZA9000FS1
260 mV DC	−260.0 to +260.0	10 $\mu$ V	ZA9000FS2

## ALMEMO® Connector for Volt DC



### Technical Data

Accuracy divider:	only 5.5 / 26 V connector, $\pm 0.1$ % of measured value
Temperature coefficient:	<10 ppm/K
Nominal temperature:	23 °C $\pm 2$ K


### Types:

Model	Meas. Range	Resolution	Order no.
2.6 V DC	−2.6 to +2.6 *	0.1 mV	ZA9000FS3
5.5 V DC (divider 100:1)	−1.0 to 5.5	0.1 mV	ZA9602FS4
26 V DC (divider 100:1)	−26.0 to +26.0	1 mV	ZA9602FS
2x 26 V DC (2x divider)	−26.0 to +26.0	1 mV no electrical isolation	ZA9602FS2

\* Data may vary depending on device; (see data sheet per device)

## ALMEMO® Connector for DC voltage difference millivolts / volt

for sensors / transmitters, Supply from ALMEMO® device



(Connection diagram for connectors with 4 clamps, see next page)

### Technical Data

Sensor supply	(for voltage see technical data of ALMEMO® device)
Accuracy divider	only 26 V connector $\pm 0.1$ % of meas. value
Temperature coefficient:	<10 ppm/K
Nominal temperature:	23 °C $\pm 2$ K

### Types:


Model	Meas. Range	Resolution	Order no.
55 mV DC	−10.0 to +55.0	1 $\mu$ V	ZA9000FS0D
26 mV DC	−26.0 to +26.0	1 $\mu$ V	ZA9000FS1D
260 mV DC	−260.0 to +260.0	10 $\mu$ V	ZA9000FS2D
2.6 V DC	−2.6 to +2.6 *	0.1 mV	ZA9000FS3D
26 V DC (divider 100:1)	−26.0 to +26.0	1 mV	ZA9602FS3

\* Data may vary depending on device; (see data sheet per device)

# Input connectors for DC

## ALMEMO® Connector for DC Millivolt / Volt Differential

for sensors / transmitters, Supply: 12 V from the ALMEMO® device



### Technical Data

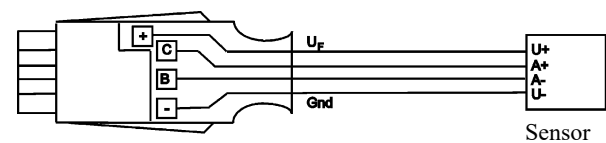
Sensor supply $U_F$ :	12.2 ... 12.5 V (15 V / 24 V on request)
Device voltage $U_G$ :	8 ... 12 V
Output current:	100 mA at $U_G = 9 ... 12$ V
Accuracy divider:	only 26 V connector $\pm 0.1$ % of meas. value Temperature coefficient: $< 10$ ppm/K Nominal temperature: $23\text{ }^{\circ}\text{C} \pm 2\text{ K}$

### Types:

Model	Meas. Range	Resolution	Order no.
55 mV DC	-10.0 to +55.0	1 $\mu$ V	ZA9600FS0V12
26 mV DC	-26.0 to +26.0	1 $\mu$ V	ZA9600FS1V12
260 mV DC	-260.0 to +260.0	10 $\mu$ V	ZA9600FS2V12
2.6 V DC	-2.6 to +2.6 *	0.1 mV	ZA9600FS3V12
26 V DC (divider 100:1)	-26.0 to +26.0	1 mV	ZA9602FS3V12

\* Data may vary depending on device; (see data sheet per device).

for sensors / transmitters, Supply: 5 V from the ALMEMO® device



### Technical Data

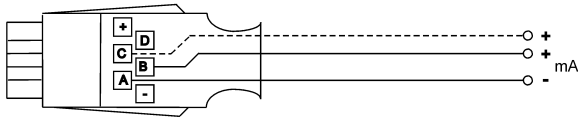
Sensor supply $U_F$ :	5 V $\pm 2$ % (max.)
Device voltage $U_G$ :	8 ... 12 V
Output current:	50 mA at $U_G = 9 ... 12$ V
Accuracy divider:	$\pm 0.1$ % of meas. value Temperature coefficient: $< 10$ ppm/K Nominal temperature: $23\text{ }^{\circ}\text{C} \pm 2\text{ K}$

### Types:

Model	Meas. Range	Resolution	Order no.
5.5 V DC (divider 100:1)	-1.0 to 5.5	0.1 mV	ZA9602FS5V05

# Input connectors for DC

## ALMEMO® Connector for DC Current mA



### Technical Data

Accuracy shunt:	±0.1 % of measured value
Temperature coefficient:	<25 ppm/K
Nominal temperature:	23 °C ±2 K


### Types:

Model	Meas. Range	Resolution	Order no.
32 mA DC	-32.0 to +32.0 *	1 µA	ZA9601FS1
4/20 mA DC	0 to 100 %	0.01 %	ZA9601FS2
2x 32 mA DC	-32.0 to +32.0 *	1 µA no electrical isolation	ZA9601FS3
2x 4/20 mA DC	0 to 100 %	0.01 % no electrical isolation	ZA9601FS4

\* Data may vary depending on device; (see data sheet per device)

## ALMEMO® Connector for DC mA Differential

for sensors / transmitters, Supply from the ALMEMO® device



### Technical Data

Sensor supply:	(for voltage see technical data of ALMEMO® device)
Accuracy shunt:	±0.1 % of measured value
Temperature coefficient:	<25 ppm/K
Nominal temperature:	23 °C ±2 K

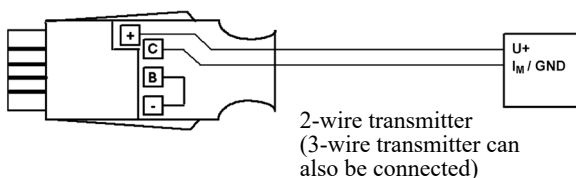
### Types:

Model	Meas. Range	Resolution	Order no.
32 mA DC	-32.0 to +32.0 *	1 µA	ZA9601FS5
4/20 mA DC	0 to 100 %	0.01 %	ZA9601FS6

\* Data may vary depending on device; (see data sheet per device)

## ALMEMO® for DC mA Differential

for sensors / transmitters, Supply 12 V from the ALMEMO® device



### Technical Data

Sensor supply $U_F$ :	12.2 ... 12.5 V (15 V / 24 V on request)
Device voltage $U_G$ :	8 ... 12 V
Output current:	100 mA at $U_G = 9 ... 12$ V
Accuracy shunt:	±0.1 % of measured value
Temperature coefficient:	<25 ppm/K
Nominal temperature:	23 °C ±2 K

### Types:

Model	Meas. Range	Resolution	Order no.
32 mA DC	-32.0 to +32.0 *	1 µA	ZA9601FS5V12
4-20 mA DC	0 to 100 %	0.01 %	ZA9601FS6V12

\* Data may vary depending on device; (see data sheet per device)

Fast digital ALMEMO® D7 measuring module for DC voltage / DC current / DC power

Dynamic measurement of DC signals with 1000 mops (measuring operation per second).  
Overvoltage proof measuring input. Galvanically isolated up to 6 kV.  
For connecting current ALMEMO® V7 measuring instruments, ALMEMO® 202-S, 204, 104, 710, 510, 809.



ZED7 00-ABx



ZED7 01-ABx



ZED7 07-ABxx

Technical data

see chapter Electrical variables

Types

Measuring module including touch-proof connecting cable, ALMEMO® connection cable permanently connected to the ALMEMO® D7 plug

DC voltage

1 ALMEMO® measuring channel: voltage

Measuring range	Resolution	Overload	Input resistance	Order no.
±60 V DC	0.01 V	±90 V	1 MOhm	ZED700AB3
±400 V DC	0.1 V	±400 V	4 MOhm	ZED700AB5

DC current

1 ALMEMO® measuring channel: current

Measuring range	Resolution	Overload	Input resistance	Order no.
±20 mA DC	0.01 mA	±500 mA	4.7 Ohm	ZED701AB1
±200 mA DC	0.1 mA	±500 mA	1 Ohm	ZED701AB2
±2 A DC	0.001 A	±4 A	100 mOhm	ZED701AB3
±10 A DC *	0.01 A	±20 A	8 mOhm	ZED701AB5

\* Extended range up to 20 A without specification. Continuous operation up to a maximum of 10 A. For currents exceeding the maximum of 10 A, the measuring period is 10 minutes. After that, the device needs to cool down to room temperature.

DC power

3 ALMEMO® measuring channels: voltage, current, power

Measuring range voltage **	Measuring range current **	Measuring range power (calculated)	Resolution power	Order no.
±60 V DC	±2 A DC	120 W	0.1 W	ZED707AB33
±60 V DC	±10 A DC *	1.2 kW	0.01 kW	ZED707AB35
±400 V DC	±2 A DC	800 W	0.1 W	ZED707AB53
±400 V DC	±10 A DC *	8 kW	0.01 kW	ZED707AB55

\* Extended range up to 20 A without specification. Continuous operation up to a maximum of 10 A. For currents exceeding 10 A, the maximum measuring period is 10 minutes. After that, the device needs to cool down to room temperature.

\*\* Resolution, Overload, Input resistance see further above.

Digital ALMEMO® D6 measuring module for DC voltage and DC current

Overvoltage proof measuring input. Galvanically isolated up to 6 kV.  
For connection to all ALMEMO® V6 / V7 measuring instruments.



Technical data

see chapter Electrical variables

Types

Measuring module including touch-proof connecting cable, ALMEMO® connection cable permanently connected to the ALMEMO® D6 plug

DC voltage

4 ALMEMO® measuring channels: voltage, maximum value, minimum value, average value

Measuring range	Resolution	Overload	Input resistance	Order no.
±60 V DC	0.01 V	±90 V	1 MOhm	ZAD900AB3
±400 V DC	0.1 V	±400 V	4 MOhm	ZAD900AB5

DC current

4 ALMEMO® measuring channels: current, maximum value, minimum value, average value

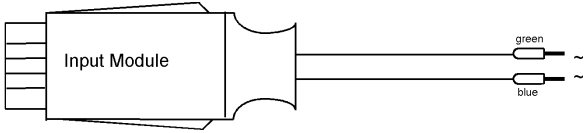
Measuring range	Resolution	Overload	Input resistance	Order no.
±20 mA DC	0.01 mA	±500 mA	4.7 Ohm	ZAD901AB1
±200 mA DC	0.1 mA	±500 mA	1 Ohm	ZAD901AB2
±2 A DC	0.001 A	±4 A	100 mOhm	ZAD901AB3
±10 A DC *	0.01 A	±20 A	8 mOhm	ZAD901AB5

\* Extended range up to 20 A without specification. Continuous operation up to a maximum of 10 A. For currents exceeding the maximum of 10 A, the measuring period is 10 minutes. After that, the device needs to cool down to room temperature.



# Adapter Cable for AC

## ALMEMO® Adapter Cable for AC Voltage



### Technical Data

Frequency range: 50 Hz to 10 kHz	
Accuracy:	$\pm 0.2\%$ of final val. $\pm 0.5\%$ of meas. val. (40 Hz ... 2 kHz sinusoidal),
Crest factor:	3 (add. error 0.7 %), 5 (add. error 2.5 %)

**!** NEVER connect voltages higher than 50 V!  
DANGER!

### Types:

Meas. Range	Resolution	Order no.
5 to 260 mV <sub>eff</sub>	0.1 mV	ZA9603AK1
0.05 to 2.6 V <sub>eff</sub>	0.001 V	ZA9603AK2
0.5 to 26.0 V <sub>eff</sub>	0.01 V	ZA9603AK3

## Fast digital ALMEMO® D7 measuring module for AC voltage / AC current / AC power

For acquiring the true root mean square (RMS) value of a sinusoidal AC signal. Sampling rate of 1000 mops.  
 Overvoltage proof measuring input. Galvanically isolated up to 6 kV.  
 For connecting current ALMEMO® V7 measuring instruments, ALMEMO® 202-S, 204, 104, 710, 510, 809.



ZED7 30-ABx



ZED7 31-ABx



ZED7 37-ABxx

## Technical data

see chapter Electrical variables

### Types

Measuring module including touch proof connecting cable, ALMEMO® connection cable permanently connected to the ALMEMO® D7 plug

#### AC voltage

2 ALMEMO® measuring channels: voltage, frequency

Measuring range	Resolution	Overload	Input resistance	Order no.
25 V <sub>RMS</sub> AC	0.01 V	±60 V <sub>RMS</sub>	1 MOhm	<b>ZED730AB3</b>
400 V <sub>RMS</sub> AC	0.1 V	±400 V <sub>RMS</sub>	4 MOhm	<b>ZED730AB5</b>

#### AC current

2 ALMEMO® measuring channels: current, frequency

Measuring range	Resolution	Overload	Input resistance	Order no.
1.8 A <sub>RMS</sub> AC	0.001 A	±4 A <sub>RMS</sub>	100 mOhm	<b>ZED731AB1</b>
10 A <sub>RMS</sub> AC *	0.01 A	±20 A <sub>RMS</sub>	8 mOhm	<b>ZED731AB3</b>

\* Extended range up to 20 A<sub>RMS</sub> without specification. Continuous operation up to a maximum of 10 A<sub>RMS</sub>. For currents exceeding 10 A<sub>RMS</sub>, the maximum measuring period is 10 minutes. After that, the device needs to cool down to room temperature.

#### AC power

5 ALMEMO® measuring channels: voltage, current, effective power, frequency, performance factor cosφ

Measuring range voltage **	Measuring range current **	Measuring range power (calculated)	Resolution power	Order no.
400 V <sub>RMS</sub> AC	1.8 A <sub>RMS</sub> AC	720 W	1 W	<b>ZED737AB51</b>
400 V <sub>RMS</sub> AC	10 A <sub>RMS</sub> AC *	8 kW	0.01 kW	<b>ZED737AB53</b>

\* Extended range up to 20 A<sub>RMS</sub> without specification. Continuous operation up to a maximum of 10 A<sub>RMS</sub>. For currents exceeding 10 A<sub>RMS</sub>, the maximum measuring period is 10 minutes. After that, the device needs to cool down to room temperature.

\*\* Resolution, Overload, Input resistance see further above.

Digital ALMEMO® D6 measuring module for AC voltage and AC current

For acquiring the true root mean square (RMS) value of a sinusoidal AC signal. Sampling rate of 1000 mops.  
Overvoltage proof measuring input. Galvanically isolated up to 6 kV.  
For connection to all ALMEMO® V6 / V7 measuring instruments



ZAD 903-ABx



ZAD 904-ABx

Technical data

see chapter Electrical variables

Types

Measuring module including touch proof connecting cable, ALMEMO® connection cable permanently connected to the ALMEMO® D6 plug

AC voltage

2 ALMEMO® measuring channels: voltage, frequency

Measuring range	Resolution	Overload	Input resistance	Order no.
25 V <sub>RMS</sub> AC	0.01 V	±60 V <sub>RMS</sub>	1 MOhm	ZAD903AB3
400 V <sub>RMS</sub> AC	0.1 V	±400 V <sub>RMS</sub>	4 MOhm	ZAD903AB5

AC current

2 ALMEMO® measuring channels: current, frequency

Measuring range	Resolution	Overload	Input resistance	Order no.
1.8 A <sub>RMS</sub> AC	0.001 A	±4 A <sub>RMS</sub>	100 mOhm	ZAD904AB1
10 A <sub>RMS</sub> AC*	0.01 A	±20 A <sub>RMS</sub>	8 mOhm	ZAD904AB3


\* Extended range up to 20 A<sub>RMS</sub> without specification. Continuous operation up to a maximum of 10 A<sub>RMS</sub>. For currents exceeding 10 A<sub>RMS</sub>, the maximum measuring period is 10 minutes.  
After that, the device needs to cool down to room temperature.

11/2025 • We reserve the right to make technical changes.

# Input connectors and adapter cables

## ALMEMO® Adapter Cable for Frequency / Pulse / Rotational Speed

for sensors, Supply: 5 V or direct from ALMEMO® device




### Technical Data

Frequency range:	0 to 15000 Hz (Resolution 1 Hz) 0 to 3200.0 Hz (Resolution 0.1 Hz)
Speed range:	8 to 32000 rpm (Resolution: 1 rpm)
Max. pulse count:	65000
Pulse length:	> 50 ms
Input voltage:	6 to 40 V, square-wave via optocoupler
Current consumption:	3 mA
Sensor supply:	direct from ALMEMO® device (for voltage see technical data of ALMEMO® device)
Option V12	
Sensor supply:	12.2 to 12.5 V
Output current:	100 mA at $U_G = 9$ to 12 V ( $U_G$ = device sensor voltage)

### Types: (Cable lengths, 1.5 meters)

Model	Meas. Range	Resolution	Order no.
Frequency	0 to 15000 Hz	1 Hz	
Frequency	0 to 3200.0 Hz	0.1 Hz (can, by inserting wire jumper, be switched to)	<b>ZA9909AK1U</b>
Pulses / Cycle	0 to 65000 Imp	1 Imp	<b>ZA9909AK2U</b>
Speed	8 to 32000 UpM	1 UpM	<b>ZA9909AK4U</b>
Option sensor supply 12 V			<b>OA9909V12</b>

## ALMEMO® Adapter Cable for Digital Input Signals



### Types: (cable length, 1.5 m each)


Order no.
3 digital inputs, (optocoupler), for floating contacts, 5 V auxiliary voltage led out
4 digital inputs, electrically isolated (optocoupler) for external voltage, 4 to 30 V

**ZA9000ES2**  
**ZA9000EK2**

# Input connectors and adapter cables

## ALMEMO® Universal Adapter Cable with Free Ends

11/2025 • We reserve the right to make technical changes.




### Types:

The ALMEMO® universal connector ZA 9000-FS is also available with connecting cable and free ends, as adapter cable ZA9000AK. The sensor supply voltage is present on terminal U+; it is supplied by the ALMEMO® device (sensor supply voltage 5 V, can be stabilized on request). Connecting cable: 8-wire, 8 x 0.14 mm<sup>2</sup>, black, Length 1.5 m. The wiring diagram and color code of the wires are consistent for all ALMEMO® sensors and cables, so that any pin configuration can be quickly and easily identified.

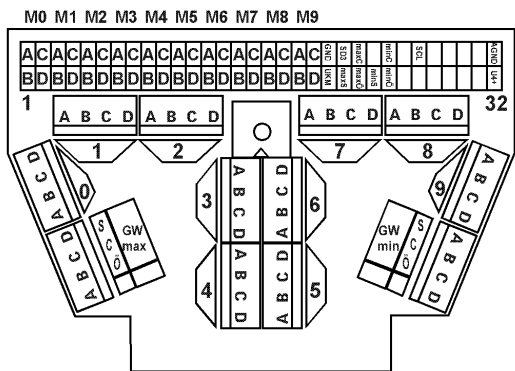
### Order no.

**ZA9000AK**

## ALMEMO® 10-Fold MU Connector for ALMEMO® Plug-In Boards with 64-Pin Spring Contact Strip



! NOT suitable for sensors needing interface circuitry (e.g. 26 V, AC voltage, mA, humidity sensors, rotating vanes, frequency, pulse, rotational speed) no sensor supply possible)



! The current MU connector version, ZA5690MU, can only be used in conjunction with the new ALMEMO® 5690 systems. The old MU connector version, ZA5590MU, can of course be used in conjunction with the old ALMEMO® 5590/5990 systems but is subject to certain restrictions with the current 5690 systems (e.g. only 1 measuring channel per input, no multi-point adjustment or connector linearization)

### Types:

ALMEMO® 10-fold connector (64-pin) with EEPROM sensor memory for connecting 10 sensors; on request pre-programmed to your specifications for Data acquisition system ALMEMO® 5690 (not for ALMEMO® 5590 / 5990)  
For Data acquisition systems ALMEMO® 5590 und 5990

### Order no.

**ZA5690MU**

**ZA5590MU**



# Input connectors and adapter cables

## ALMEMO® Connector Adapter Cable, Digital Input of Third Party Device to ALMEMO® Device Type ZA 1000A KSW / ZAD 919A Kxx



Existing equipment incorporating a digital interface can, thanks to our flexible ALMEMO® system, continue being used. For this purpose, we can offer you the following service: 1. We program a device type protocol for you, which matches the output interface of your device. 2. We fit the interface cable for your device with the matching ALMEMO® connector.

### Description:

- Data acquisition from external devices with digital interface (RS232, Modbus RTU) and integration in the data acquisition with ALMEMO® devices.
- The digital connector of the adapter cable provides an electrically isolated serial interface and includes an interface processor for protocol conversion.
- Value-adding to existing measuring technology at a very interesting price-performance ratio.

### Examples:

- Scales and weighing equipment
- Dial gauges and displacement transducers
- Multimeters
- Incremental displacement transducers
- Flue gas analysers

### Types:

For the purposes of programming the interface, please provide us with a detailed description of the output interface of the third-party device you want to have integrated, or a matching cable, or a connector including the pin configuration, plus the third-party device itself for the purposes of testing and checking.

Interface programming for the device type protocol of the device to be integrated  
ALMEMO® connector adapter cable

### Order no.

**ZA1000AKSW**  
**ZAD919AK**

# 03 ALMEMO® Output modules

## ALMEMO® trigger cable V6 ZA 1006 ET / ZA 1006 EK2



### Technical Data

Trigger input	
ZA1006ET	Trigger variants can be programmed with key
ZA1006EK2	For external zero-potential contact (not electrically isolated) and for external voltage 4 to 30 VDC (optocoupler), trigger variants can be programmed
Current consumption	approx. 3 mA
Cable length	1.5 meters
Connection	(see variants)

### Variants

- ALMEMO® trigger cable, V6, with 1 key
- ALMEMO® trigger cable, V6, with 2 trigger inputs for external contacts or voltages, with clamp connector

**Order no.**  
**ZA1006ET**  
**ZA1006EK2**

## ALMEMO® trigger / relay cable V6 ZA 1006 EKG / ETG



### Technical Data:


Trigger input	For external zero-potential contact (not electrically isolated) or for external voltage 4 to 30 VDC (optocoupler) Trigger variants - can be programmed (V6 only)
Relay	Normally open contact (semiconductor relay) Can also be programmed as inverted (V6 only) Load capacity: 50 VDC, 0.5 A, 1 ohm
Current consumption	approx. 3 mA
Cable length	1.5 meters
Connection	Clamp connector

### Variants

- ALMEMO® trigger / relay cable, V6, with 2 trigger inputs (programmable trigger variant) for external voltages and 2 normally open contacts
- ALMEMO® trigger / relay cable, V6, with 2 trigger inputs (programmable trigger variant) for external zero-potential contacts and 2 normally open contacts

**Order no.**  
**ZA1006EKG**  
**ZA1006ETG**

ALMEMO® relay cable, V6, ZA 1006 GK and electrical socket relay adapter, ZB 2280 RA



Technical Data

Relay cable, V6, type ZA 1006 GK	
Relay	Normally open (semiconductor relay) Can also be programmed as inverted (V6 only) Load capacity 50 VDC, 0.5 A, 1 ohm
Current consumption	approx. 3 mA
Cable length	1.5 meters
Connection	Banana plug



Technical Data

Relay adapter ZB2280RA	
Control input	for optocoupler output or switching contact R <10 kW
Output	Electrical safety socket, mechanical relay, load capacity 230 V, 6 A
Switching status	OFF idle; ON alarm

Variants	Order no.
ALMEMO® relay cable, V6, with 1 normally open contact	<b>ZA1006GK</b>

Variants	Order no.
Relay adapter for switching mains supplied devices combined with relay cable ZA1006GK/ZA1000GK	<b>ZB2280RA</b>

ALMEMO® analog output cable ZA 1601 RK



Technical Data:

Output voltage	-1.250 to 2 000 V, not electr. isolated
Gain	0.1 mV / digit
Load	>100 kΩ
Accuracy	±0.1 % ± 6 digits
Temperature drift	1 digit / K
Time constant	100 ms
Current consumption	approx. 3 mA
Cable length	1.5 meters

- Measured values can be recorded using a chart recorder or a similar output device.
- A signal converter is integrated in the connector.
- The device signal is converted into voltage corresponding to the linearized measured value.
- To obtain a high response speed a conversion rate of 10 mops can be set in the ALMEMO® device.
- The output signal can be scaled as required.

Variants	Order no.
Analog output cable -1.250 to 2.000 V (0.1 mV / digit) not electrically isolated	<b>ZA1601RK</b>

# ALMEMO® Output modules

## ALMEMO® analog output cable ZA 1601-RI and ZA 1602-RU



- The analog signal is controlled internally by the measured value of a measuring channel, arbitrarily scalable.
- Respectively, the analog signal is controlled externally via the device interface with the WinControl software.

! Only suitable for the following device types:  
ALMEMO® 2590-xA, 2690-8A, 2890-9, 202-S, 204, 710. 809 devices manufactured from 2020 onwards (for older devices, a firmware update is necessary).

### Technical data

Output signal:	via clamping connector, galvanically isolated	Temperature drift:	10 ppm/K
ZA1601RI	1 x 0 to 20 mA, load < 500 Ohm	Power supply:	12 V via ALMEMO® plug the sensor voltage 12 V is set on the ALMEMO® device.
ZA1602RU	2 x 0 to 10 V, load >100 kOhm (common mass)	Current consumption:	
Resolution:		ZA1601RI	max. 50 mA (at 12 V)
ZA1601RI	1 µA/digit	ZA1602RU	max. 20 mA (at 12 V)
ZA1602RU	0.5 mV/digit	Cable:	0.25 m
Accuracy:	0.1 % of measured value +0.1 % of final value		

### Variants

ALMEMO® analog output plug including cable and clamping connector.  
Output signal 1 x 20 mA  
Output signal 2 x 10 V

### Order no.

**ZA1601RI**  
**ZA1602RU**

## ALMEMO® relay trigger adapter, analog ZA 8006 RTA3 for connecting to ALMEMO® devices



- Universal trigger output interface for connecting to output sockets on ALMEMO® devices - from version V6 up (not 2390, 8390). Device firmware update may be needed.
- Up to 10 peripheral elements (relays, trigger inputs, analog outputs) each with individually configurable function
- Relay functions, total alarm, assignment to particular limit values, or addressing via interface
- Integrated alarm signaling device can be assigned to all relay functions.
- Inverse relay addressing for alarm in the event of power failure
- Programmable messages to be issued when relays are activated
- Comprehensive trigger features with the aid of command macros, addressing via 2 keys or electrical signals
- Either 2 or 4 analog outputs (10 V or 20 mA) can be assigned to any measuring channels, scalable sub-areas, or alternatively addressing via interface.
- Analog output type 10 V or 20 mA (programmable)
- All programming and peripheral states shown on illuminated graphics display
- Keypad for selecting menu and port
- Watchdog function in the event of a failure of ALMEMO®

ZA 8006 RTA3 V6.01	ZA 8006 RTA3 Socket: A2
All Ports	Port: 0 1 2 3 4 5 6 7 8 9
Single Ports	Type: R R R R - - A A T T
Device Configuration	Activ: ✓ ✓ ✓
Messages	x923: 1 / 1 U A
F ▶ *ON	TR8 MENU P *ON TR9

menu selection

all peripherals

ZA 8006 RTA3 Socket: A2	Messages: 2
Port: 0 Adr: 20	Port: 0 3
Relay: Normally open 0.5A	Port 3:
-8: external steered inv	Furnace overheated
State: active	Tel: 08024-3007-99
Contact: x2-x3 open	OFF P *ON
TR8 MENU P *ON TR9	

relais

messages

ZA 8006 RTA3 Socket: A2	ZA 8006 RTA3 Socket: A2
Port: 8 Adr: 28	Port: 6 Adr: 26
Trigger: Key + Optokoppler	AnalogoutPut: 0-10 V
0: Start-Stop	2: int. assigned M01
State: inactive	Analogue value: 3.4560 V
Connection: x3: - x2: +	Connection: x3: - x2: +
TR8 MENU P *ON TR9	TR8 MENU P *ON TR9

trigger inputs

analog outputs

device or computer addressing

- Connection of peripherals via ALMEMO® clamp connectors, cable with anti-kink protective sleeve and strain relief
- Power supply via the ALMEMO® device; in case of the analog output option a mains adapter may also be required.
- Modern, compact housing - also suitable for DIN top-hat rail mounting

**On request:** ALMEMO® output interface ZA8006RTA4 for connection to the PC (directly or via network).



### Technical Data

Trigger inputs	Optocoupler, 4 to 30 V, Ri >3 kohms
Relay	Semiconductor relay 50 V, 0.5 A, 1 ohm
Analog outputs	10 V or 20 mA (programmable)
	16-bit DAC, electrically isolated
0.0 to 10.0 V	0.5 mV / digit, Load >100 kohms
0.0 to 20.0 mA	1 µA / digit, Load <500 ohms
Accuracy	± 0.1 % of meas. val. ±0.1 % of final val.
Temperature drift	10 ppm / K

Power supply	via ALMEMO® device or mains adapter ZA1312NA12 (recommended for analog output option)
Current consumption (with 9 V supply)	approx. 10 mA, Lighting approx. 15 mA 2 analog outputs approx. 30 mA + 1.6 I <sub>Out</sub>
Display	Graphics 128 x 64 (55 x 30 mm) Lighting 2 white LEDs
Keypad	7 silicone keys (4 soft-keys)
Housing	127 x 83 x 42 mm (LxWxH) ABS (maximum 70 °C), 290 g

**Basic version** 2 trigger inputs and 4 normally open relays

**Options** 2 additional relays (normally open) **OA8006SH2**

Per normally open pair 2 additional normally closed relays

(with normally open relays 2 changeover relays) **OA8006OH2**

2 analog outputs (common ground), electrically isolated

10 V or 20 mA (programmable) **OA8006R02**

### Possible combinations

- 1x OA8006SH2 (+2 relays)
- or 1x OA8006SH2 (+2 relays) + 1x OA8006R02 (+2 analog outputs)
- or 2 x OA8006OH2 (+4 analog outputs)

### Accessories

- Mains unit, 12 V, 1.5 A
- DIN tophat rail mounting

**ZA1312NA12**  
**ZB2490HS**

### Variants

ALMEMO® relay trigger adapter with 2 trigger inputs, 4 normally open relays, DC socket, graphics display, and keypad, including 1.5-meter ALMEMO® connecting cable and 3 ALMEMO® clamp connectors

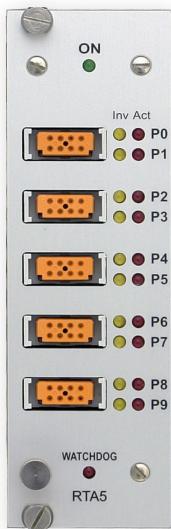
### Order no.

**ZA8006RTA3**



# ALMEMO® Output modules


## ALMEMO® trigger output interface, ES 5690-RTA5, for data acquisition system ALMEMO® 5690



### Technical Data:

Trigger inputs	Optocoupler 4 to 30 V, Ri > 3 kohms
Relays	Semiconductor relays 50 V, 0.5 A, 1 ohm
Analog outputs	10 V or 20 mA (programmed) 16 bit DAC, electrically isolated 0.0...10.0 V 0.5 mV/Digit, Load > 100 kohms 0.0...20.0 mA 1 µA/Digit, Load < 500 ohms
Accuracy	± 0.1 % of meas. val. ± 0.1 % of final val.
Temperature drift	10 ppm/K
Power supply	via ALMEMO® measuring system
Current consumption	Standard: approx. 10 to 20 mA 2 analog outputs: approx. 15 mA + 1.8·IOut
Module	19" 8-DU (2 slots)

- Universal trigger output interface for ALMEMO® 5690 data acquisition systems
- System (master measuring circuit or CPU module) addressed via an internal SPI bus
- Up to 10 peripheral elements (relays, trigger inputs, analog outputs) each with individually configurable function
- Relay functions, total alarm, assignment to particular limit values, or addressing via interface
- Inverse relay addressing for alarm in the event of power failure
- Relay states shown via LEDs
- Watchdog function in the event of a failure of ALMEMO® device or computer addressing
- Comprehensive trigger features with the aid of command macros, addressing via electrical signals
- Either 2 or 4 analog outputs (10 V or 20 mA programmable) can be assigned to any measuring channels, scalable sub-areas, or alternatively addressing via interface.
- On request: 10 analog outputs per plug-in module (without trigger inputs, without relays)
- Connection of peripherals via ALMEMO® clamp connectors, cable with anti-kink protective sleeve and strain relief
- Power supply via ALMEMO® system.



ALMEMO® clamp connector

**Basic version** 2 trigger inputs and 4 normally open relays

**Options** 2 additional relays (normally open) **OA8006SH2**

Per normally open pair 2 additional normally closed relays  
(with normally open relays 2 changeover relays) **OA8006OH2**

2 analog outputs (common ground), electrically isolated  
10 V or 20 mA (programmable) **OA8006R02**

#### Possible combinations

- 2x OA8006SH2 (+4 relays)
- or 1x OA8006SH2 (+2 relays) + 1x OA8006R02 (+2 analog outputs)
- or 2x OA8006R02 (+4 analog outputs)


### Variants

ALMEMO® relay trigger module for data acquisition system ALMEMO® 5690 with 2 trigger inputs, 4 normally open relays, and 3 ALMEMO® clamp connectors

### Order no.

**ES5690RTA5**


## ALMEMO® trigger output interface, ES 500-RTA6, for data acquisition system ALMEMO® 510 V7



### Technical Data:

Trigger inputs	Optocoupler 4 to 30 V, $R_i > 3 \text{ kohms}$
Relays	Semiconductor relays 50 V, 0.5 A, 1 ohm
Analog outputs	10 V or 20 mA (programmed) 16 bit DAC, electrically isolated
0.0...10.0 V	0.5 mV/Digit, Load $> 100 \text{ kohms}$
0.0...20.0 mA	1 $\mu\text{A}$ /Digit, Load $< 500 \text{ ohms}$
Accuracy	$\pm 0.1\%$ of meas. val. $\pm 0.1\%$ of final val.
Temperature drift	10 ppm/K
Output rate	in total up to 100 actions/s for a system with 1 RTA6 plug-in module
Power supply	via ALMEMO® measuring system
Current consumption	Standard: approx. 10 to 20 mA 2 analog outputs: approx. 15 mA + 1.8 · IOut
Module	19" 8-DU (2 slots)

- Universal trigger output interface for ALMEMO® 510 V7 data acquisition systems
- Control from the CPU slot via internal SPI bus.
- Up to 4 RTA6 plug-in units are supported per ALMEMO® 510.
- Up to 10 peripheral elements (relays, trigger inputs, analog outputs) each with individually configurable function
- Relay functions, total alarm, assignment to particular limit values, or addressing via interface
- Inverse relay addressing for alarm in the event of power failure
- Relay states shown via LEDs
- Watchdog function in the event of a failure of ALMEMO® device or computer addressing
- Comprehensive trigger features with the aid of command macros, addressing via electrical signals
- Either 2 or 4 analog outputs (10 V or 20 mA programmable) can be assigned to any measuring channels, scalable sub-areas, or alternatively addressing via interface.
- On request: 10 analog outputs per plug-in module (without trigger inputs, without relays)
- Connection of peripherals via ALMEMO® clamp connectors, cable with anti-kink protective sleeve and strain relief
- Power supply via ALMEMO® system.



ALMEMO® clamp connector

**Basic version** 2 trigger inputs and 4 normally open relays

**Options** 2 additional relays (normally open) **OA500SH2**

Per normally open pair 2 additional normally closed relays  
(with normally open relays 2 changeover relays) **OA500OH2**

2 analog outputs (common ground), electrically isolated  
10 V or 20 mA (programmable) **OA500R02**

#### Possible combinations

2x OA500SH2 (+4 relays)  
or 1x OA500SH2 (+2 relays) + 1x OA500R02 (+2 analog outputs)  
or 2x OA500R02 (+4 analog outputs)


### Variants

ALMEMO® relay trigger module for data acquisition system ALMEMO® 510 V7 with 2 trigger inputs, 4 normally open relays, and 3 ALMEMO® clamp connectors

### Order no.

**ES500RTA6**


# 04 ALMEMO® Network technology



## PC connection via USB

Inexpensive for relatively short distances (up to 5 m) several connections in parallel (star-configured network) for mobile use, e.g. notebook


Necessary component: ZA 1919 DKU



## PC connection via Ethernet (LAN)

Measured data acquisition, on a decentralized basis, using existing LAN cabling, relatively long distances, via Internet worldwide.

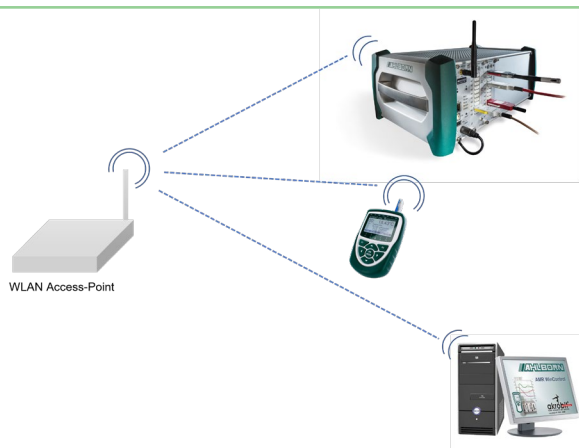
Necessary component: ZA 1945 DK



## PC connection directly via WLAN

Direct connection from a PC (client) to an ALMEMO® measuring device with ALMEMO® WLAN module (access point)

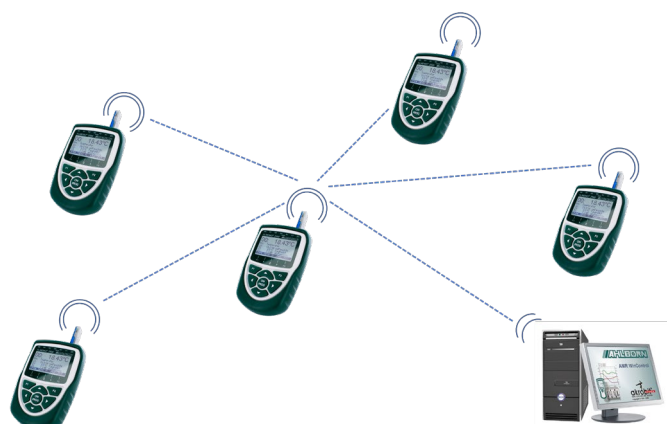
Necessary component: ZA 1739-WL



## PC connection via a WLAN company network

Connection of an ALMEMO® measuring device with an ALMEMO® WLAN module (client) to a WLAN network (access point in the company network)

Necessary component: ZA 1739-WL



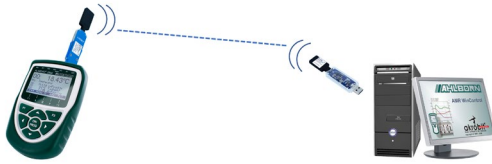
## PC connection via a local ALMEMO® WLAN network

Connection of one ALMEMO® measuring device (access point) with up to 4 ALMEMO® measuring devices (clients) and direct connection to a PC (client).

For this, each connected ALMEMO® measuring device requires an ALMEMO® WLAN module.

Necessary component: ZA 1739-WL

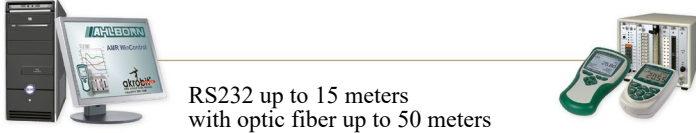
# ALMEMO® Network technology



## Wireless PC connection via radio

Direct connection between ALMEMO® measuring instrument and PC

Necessary component: ZA1739BPVU



## PC connection via RS232

Single connection  
via COM interface


Necessary component: ZA 1909 DK5



## PC connection via mobile modem: Online or Cloud

Mobile operation over any distance.

Necessary component: ZA 1709 GPRS



## Connection between ALMEMO® measuring instruments over ALMEMO® network cable

Inexpensive linear network solution, flexible, plug-and-play, easy to expand.

Necessary component: ZA 1999 NK5



## Wireless connection between ALMEMO® measuring instrument via radio

Connection of several ALMEMO® measuring devices among each other and wired connection (USB, Ethernet) or wireless (radio, WLAN) to a PC.

Necessary component: ZA1739BNV



## Wireless sensor connection via radio (ALMEMO® wireless sensor)

Single connection from a measuring radio device (wireless sensor) to a receiving ALMEMO® device with display and saving of measured values (also without PC). Any number of sensor connections in parallel.

Necessary component: MA2790BTFV  
(with wireless measuring instrument)



# ALMEMO® Network technology

## ALMEMO® PC connection using USB data cable ZA 1919 DKU RS232 data cable, type ZA 1909 DK5



- ALMEMO® USB data cable for data connection between an ALMEMO® device and a PC with a USB interface
- ALMEMO® RS232 data cable with a DSUB socket for data connection between an ALMEMO® device and a PC with a COM interface
- ALMEMO® optic fiber cable (RS232) for absolute electrical isolation and extensive protection against lightning.

### Types:

USB data cable, electrically isolated, maximum 921.6 kbaud, cable length 1.5 meters, including CD with Windows driver

As above but cable length 5 meters

RS232 data cable electrically isolated, max. 115.2 kbaud,

Current consumption: approx. 1 mA, cable length: 1.5 m

As above, but cable lengths 5 m / 10 m / 15 m

RS232 data cable with optic fiber, max. 115.2 kbaud, Cable length 1.5 m

Longer optic fiber (up to 50 m) for interiors, Duplex plastic 2.2 x 4.3 mm, per meter

### Order no.

**ZA1919DKU**

**ZA1919DKU-05**

**ZA1909DK5**

**ZA1909DK5-05 /-10 /-15**

**ZA1909DKL**

**LL2243L**

## ALMEMO® PC connection using Ethernet data cable ZA 1945 DK



- For connecting almost any ALMEMO® measuring instrument to an Ethernet PC network.
- Linking up to the Internet now possible.
- Terminal operation using our ALMEMO® Connect software, available free-of-charge.
- Measured data acquisition via several Ethernet modules using our WinControl software. (Version SW5600WC2 and above, see chapter Software).

### Technical data

Ethernet:	Socket RJ45 (10/100 base-T) Automatic switchover 10 / 100 MHz	Power supply	12 V DC via measuring instrument (suitable mains supply unit recommended)
ALMEMO®	ALMEMO® connector for socket A1 Baud rate standard 9600 bd, max. 115.2 kbd (can be changed via Device Installer and browser)	Current consumption	<60 mA (10 MHz), <90 mA (100 MHz)

### Accessories

Patch cable RJ45, plug / plug, 2 meters

### Order no.

**ZB1904PK2**

### Type

Ethernet data cable, RJ45 socket on ALMEMO® connector, cable length 1.5 meters

### Order no.

**ZA1945DK**

## Data cable for configuring digital ALMEMO® D6 / D7 sensors

### Types

ALMEMO® USB adapter cable length 1.5 meters

for connecting an ALMEMO® D6 sensor to the USB port on a PC (power supply via USB)

### Order no.

**ZA1919AKUV**




## ALMEMO® wireless network with ALMEMO® WLAN module ZA 1739-WL

Wireless connection from a PC directly or via a WLAN network to an ALMEMO® measuring device with ALMEMO® WLAN module.

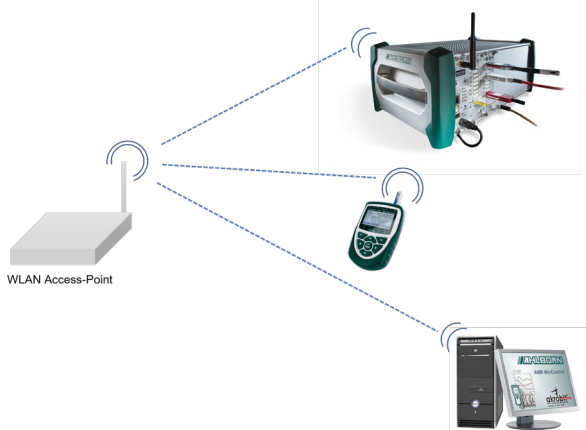


WLAN module  
ZA 1739-WL

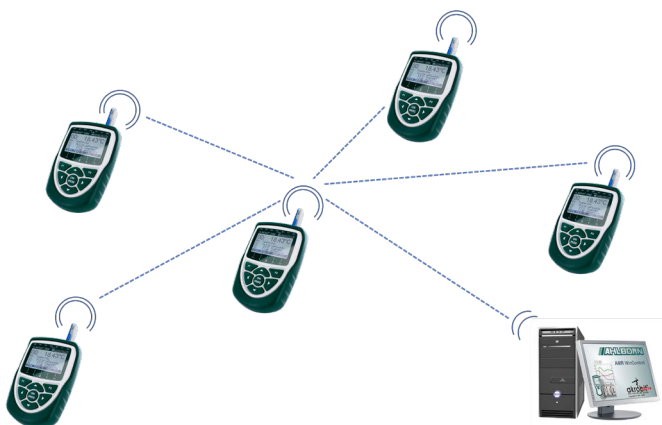
### Applications:



1. Direct connection from a PC (client) to an ALMEMO® measuring device with ALMEMO® WLAN module (access point)



2. Connection of an ALMEMO® measuring device with an ALMEMO® WLAN module (client) to a WLAN network (access point in the company network)



3. Local ALMEMO® WLAN network:  
Connection of one ALMEMO® measuring device (access point) with up to 4 ALMEMO® measuring devices (clients) and direct connection to a PC (client). For this, each connected ALMEMO® measuring device requires an ALMEMO® WLAN module.

- The ALMEMO® WLAN module is a wireless data connection for ALMEMO® measuring devices for various applications:
  1. Direct connection to a PC,
  2. connection to an existing WLAN network (e.g. company network),
  3. local wireless networking of several ALMEMO® measuring devices to one PC.
- The ALMEMO® WLAN module is configured via any WLAN-capable end device of the customer using the standard browser. All common encryption modes can be configured.
- The ALMEMO® WLAN module has an integrated antenna and is compactly installed in an ALMEMO® connector. It is plugged into the A1 socket of an ALMEMO® measuring device.
- The integration into the WinControl data acquisition software and into the ALMEMO® Connect software is easily done via the configured Ethernet port.
- The ALMEMO® WLAN module has control indicators (LEDs) for power supply and status and a factory reset button.

# ALMEMO® Network technology

## Technical data:

WLAN features:	Soft Access Point + Client Up to 5 simultaneous client connections Connection to any WLAN networks as client connection via WLAN QuickConnect	Protocol:	DHCP Client, Server (Soft Access Point)
		TCP port:	10001 (default)
		Baud rate:	115200 Baud
Configuration:	Configuration is carried out via the integrated web manager in the standard browser of a WLAN-capable end device of the customer (e.g. laptop, tablet, smartphone).	Voltage supply:	Via ALMEMO® device
		Current consumption:	ca. 60 mA at 12 V supply ca. 75 mA at 9 V supply ca. 100 mA at 6 V supply
Standards:	IEEE 802.11 a/b/g/d/h/i up to 54 Mbps; 802.11 n (1x1) up to 150 Mbps IEEE 802.11 r fast roaming	Dimensions:	Module built into ALMEMO® connector 61 mm x 25 mm x 8 mm (LxWxD)
Frequency band:	Dual Band 2.4 GHz and 5 GHz, Channels 1-13, UNII-1, 2a, 2e and 3	ALMEMO® Baud rate:	115.2 kBaud (fixed set)
Encryption:	ES/CCMP and TKIP encryption, WPA/WPA2 Personal WPA2 Enterprise (EAP-TLS, EAP-TTLS, EAP-PEAP, EAP-FAST) SSLv3/TLS 1.2 with PKI and X.509 Certificates (up to 4096-bit Keys) AES Algorithm, 256-bit, 192-bit, 128-bit	Operating conditions:	Operation: -10 °C to +50 °C
		Type approval:	USA (FCC Part 15), Canada (IC RSS), EU (RED), Japan (MIC), China (SRRC), AU/NZS

## Accessories

### Order no.

ALMEMO® connection cable for ALMEMO® WLAN module ZA1739WL to ALMEMO® output socket A1, length 0.2 m.

**ZA1739VK0**

## Types

### Order no.

Wireless WLAN connection for an ALMEMO® measuring device:

ALMEMO® WLAN module for output socket A1 on the ALMEMO® device.

**ZA1739WL**

## ALMEMO® Network Interface Cables ZA 1999 NK5



### Uses:

- Especially suitable for short distances and mobile measuring setups.
- Up to 100 ALMEMO® measuring instruments can be networked.

### Advantages:

- Devices can be quickly and easily interconnected and networked.
- Low power consumption (approx. 1 mA) without additional power supply.
- You can easily assemble the network cable yourself, up to 50 m in length, using just two single network connectors ZA1999FS5 (a couple) and one four-wire cable.

**!** The device network will be blocked if the measuring instrument fails to operate.  
No further peripheral devices can be connected (analog output, alarm relay etc.)

### Types

Network cable for cascading several devices for baud rates up to 115.2 kbaud  
current loop, electrically isolated, 1.5 m long  
As above, but cable lengths 5 m / 10 m / 15 m  
2 Network connectors (a couple) with screw terminals for local self-assembly

### Order no.

**ZA1999NK5**  
**ZA1999NK5 -05/ -10 / -15/ -xx**  
**ZA1999FS5**

## ALMEMO® Network Interface Cables with Fiber Optics ZA 1999 NKL



### Uses:

- Especially suitable for safe and reliable data transmission in industrial environments with high levels of interference.
- Up to 10 ALMEMO® measuring instruments can be networked (at 9600 baud, double this number, if the transmission rate is halved).

### Advantages:

- Devices can be quickly and easily interconnected and networked.
- No EMC problems, highest possible immunity to interference, absolute electrical isolation of the instruments - even under high voltages.
- No additional voltage supply is required.
- You can easily assemble the network cable with plastic optic fiber yourself, up to 50 m in length, using just two single network connectors ZA1999FSL, without needing any special tools.

**!** The device network will be blocked if the measuring instrument fails to operate.  
No further peripheral devices can be connected (analog output, alarm relay etc.)

### Types

Network cable with optic fiber for cascading several devices 1.5 m long  
for baud rates up to 115.2 kbaud  
As above, but cable lengths 5 m / 10 m / 15 m  
Longer optic fiber cable for interiors, Duplex plastic 2.2 x 4.3 mm  
Network connector with optic fiber converter for local self assembly

### Order no.

**ZA1999NKL**  
**ZA1999NKL -05/ -10 / -15/ -xx**  
**LL2243L** (please specify length L)  
**ZA1999FSL**


# ALMEMO® Network technology

## Wireless data connections with ALMEMO® radio modules ZA 1739-Bx

### Wireless radio connection from a PC directly to an ALMEMO® measuring device ZA1739B-PVU.

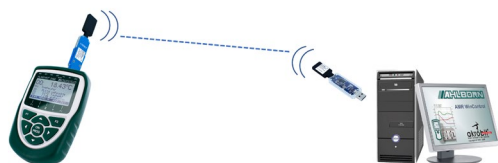


ZA1739BS



ZA1739BMU

#### Application:



1. Direct connection between ALMEMO® measuring instrument and PC

### Wireless radio connection between two ALMEMO® measuring devices ZA1739BNV.



ZA1739BS



ZA1739BM

#### Application:



2. Connection of several ALMEMO® measuring devices among each other and wired connection to a PC



3. Connection of several ALMEMO® measuring devices among each other and wireless connection to a PC

\* Alternatively also possible with WLAN connection ZA1739 WL

## Advantages of ALMEMO® connections with radio compared to other wireless technologies:

- The ALMEMO® wireless connections are delivered paired and ready configured: Simply plug in and measure!
- The radio technology used offers high transmission reliability.
- Due to the frequency hopping method used, a high robustness against interferences and coexisting WLAN networks is achieved. The wireless partners constantly switch between the available radio channels.
- Any number of wireless connections work reliably in parallel.
- There is almost no interference from coexisting WLAN networks.
- Once configured, connections are automatically (re) established when the device is switched on or when a connection is broken.
- If the wireless connection to the PC is interrupted, the USB-COM interface for the WinControl data acquisition software is maintained. This results in high transmission reliability for continuous monitoring.
- On the ALMEMO® wireless module there are control displays for power supply and status via LEDs.

## Technical data:

Wireless features:	Wireless connection from a PC directly to an ALMEMO® measuring device with ALMEMO® radio module, or wireless connection between two ALMEMO® measuring devices.	Dimensions:	ZA1739BMU: approx. 110 mm x 22 mm x 8 mm ZA1739BS / ZA1739BM: approx. 102 mm x 25 mm x 8 mm
Configuration:	Factory paired and preconfigured	ALMEMO® Baud rate:	115.2 kBaud (fixed)
Frequency band and channels:	2.4 GHz	Operating conditions:	Operation: -10 °C to +50 °C
Power supply:	Via ALMEMO® device	Type approval:	USA (FCC Part 15), Canada (IC RSS), EU (RED), Japan (MIC), China (SRRC), AU/NZS
Current consumption:	approx. 60 mA at 12 V supply approx. 75 mA at 9 V supply approx. 100 mA at 6 V supply		

## Types

## Order no.

### Wireless radio PC connection for 1 ALMEMO® measuring device, paired and configured ready for operation:

ALMEMO® USB wireless module (master) ZA1739BMU for the USB interface on the PC  
and ALMEMO® wireless module (slave) ZA1739BS for the output socket A1 on the ALMEMO® device **ZA1739BPVU**

### Wireless radio connection between two ALMEMO® measuring devices, paired and configured ready for operation:

ALMEMO® wireless module (master) ZA1739BM for output socket A2 on the 1st ALMEMO® device  
and ALMEMO® wireless module (slave) ZA1739BS for output socket A1 on 2nd ALMEMO® device **ZA1739BNV**



Wireless sensor connection via radio

Wireless sensor connection from a radio measuring device to a measuring input of a receiving ALMEMO® device with radio sensor module. Four measuring channels per connection can be transmitted. Any number of sensor connections in parallel is possible.



Sensor connection via radio sensor measuring device ALMEMO® 2790 with built-in radio module



Technical data MA 2790-BTFM

Measuring input:	1 ALMEMO® input socket
A/D converter, measuring ranges, standard equipment, housing:	as for ALMEMO® 2490-1, but:
Sensor supply:	6 / 9 / 12 V (depending on the programmed minimal sensor supply voltage in the ALMEMO® plug), max. 150 mA
Power supply:	5 to 13 V DC not galvanically isolated.
Rechargeable battery:	3 AA rechargeable NiMH batteries, integrated charge circuitry
Current consumption:	approx. 14 mA with radio link (without sensor)
ALMEMO® socket DC:	for mains unit /interfaces
Wireless connection:	master module integrated

- Connection of an ALMEMO® sensor to the measuring input M0 of the ALMEMO® wireless device.
- Connection of the plug-in sensor module to the input socket Mxx of a receiving ALMEMO® device.

Technical features:

- 1 measuring input for all ALMEMO® sensors.
- Optional: Integrated digital sensor for humidity, temperature, atmospheric pressure. Sensors can be plugged in, replaced and individually calibrated (without any measuring instrument).
- Power supply with 3 AA rechargeable NiMH batteries, with charging via the device itself. (Please order the mains unit separately)
- Power saving sleep mode (save-to-memory cycle starting at one minute). Operating time (per charged battery) up to 200 hours with memory cycle of 1 minute, respectively 1 year with memory cycle of 1 hour.
- Modern, compact housing, also for DIN rail mounting housing
- Generously dimensioned 2-row static 7 / 16 segment display including units
- Operating functions: cycle, keys can be locked via password, atmospheric pressure compensation.

Accessories:

- mains unit 12 V / 2 A
- DC adapter cable 10 to 30 V DC, 12 V / 0.25 A galvanically isolated
- DIN rail mounting

Order no.

ZA1312NA10

ZA2690UK

ZB2490HS

Option:

- Integrated digital sensor for humidity, temperature, atmospheric pressure, (technical data FHAD 46-C2 see chapter Air humidity)

Order no.

OA2790RHA

Technical data ZA 1729-BTFS

Power supply:	via ALMEMO® measuring instrument, approx. 25 mA (9 V)
Module housing:	ALMEMO® plug, 61 x 20 x 8 mm (LxWxH), ABS

Variants

Paired wireless sensor connection (configured and ready-to-operate) with radio sensor measuring device ALMEMO® 2790, comprising:

Radio sensor measuring device ALMEMO® 2790, 1 measuring input, integrated radio, including 3 AA rechargeable NiMH batteries (MA2790BTFM), and radio sensor plug-in module (ZA1729BTFS)

Order no.

MA2790BTFV

## Mobile communications modem ZA 1709 GPRS



- Remote interrogation and remote control of ALMEMO® devices
- Ideal for measuring operations at remote sites
- Automatic memory readout or inexpensive 24-hour online measuring - thanks to a charges structure according to actual data usage.

### Technical data

Frequency range	GPRS 850 / 900 / 1800 / 1900 MHz LTE: Bands 1, 3, 8, 20 (800, 900, 1800, 2100 MHz)
Connections	RS-232 (9600 baud, 9-contact. sub-D socket) FME antenna connection (male) Power supply, SIM card reader
Power supply	10 to 30 V, via mains unit, included in delivery or via cable for external voltage
Current consumption	maximum 1.2 A at 12 V
Operating temp.	-30 to +75 °C (mains unit 0 to +40 °C)
Dimensions	65 x 74 x 33 mm
Weight	approx. 110 g
Mains unit	Input voltage 110 to 240 V AC Output voltage 10.5 to 13.5 V DC Operating temperature 0 to +40 °C

### Advisory note:

For technical reasons a special data tariff and a VPN access are required; these can be arranged via „akrobit software GmbH“. Akrobit software GmbH offers various tariffs for VPN and mobile communications; depending on the tariff chosen, the Mobile communications modem can be used within Germany, within Europe, or worldwide.

A VPN client software must also be installed on the computer used for evaluation. The VPN client software is included in delivery free-of-charge. For automatic memory readout the software AMR WinControl is required together with additional module „Automatic ALMEMO® memory readout“ SW5600WCZM9.

### Accessories

### Order no.

Additional protocol „Automatic memory readout“ for WinControl (SW5600WC1/2/3/4)

**SW5600WCZM9**

Power supply cable with plug to the modem and free ends  
for external voltage 10 to 30 V DC, minimum of 1.2 A for 12 V DC

**ZB1709EK**

### Variants:

### Order no.

Mobile communications modem for connecting to ALMEMO® devices, including data cable ZA1909DK5, adapter ZA1709AS, mains unit, documentation, antenna with magnetic base, Cable approx. 2.5 meters.

**ZA1709GPRS**

## Mobile router GPRS/UMTS/LTE ZA1709MFR



- Remote interrogation for several ALMEMO® devices incl. ALMEMO® 510
- Query multiple devices via WiFi (requires ZA 1739-WL)
- Cloud connection or VPN direct access via akrobit® data service

### Technical data

Frequency range	GPRS: 900/1800 MHz UMTS: 850/900/2100 MHz LTE FDD: B1/B3/B5/B7/B8/B20 LTE TDD: B40 802.11b/g/n (Wi-Fi 4)
Connections	2x RJ45 (10/100Base-T), 2x SMA LTE, 1x RP-SMA WLAN, 4pin power supply, SIM card reader
Power supply	9 to 30 V, via included power supply unit or via cable for external voltage
Current consumption	< 5 W
Operating climate	-40 °C to 75 °C, 10 % to 90 % non-condensing
Dimensions	83 x 25 x 74 mm
Weight	approx. 125 g
Mains unit	Input voltage: 100 to 240 V AC, Euro connector CEE 7/16 Output voltage: 9 V 1 A DC

### Advisory note:

For technical reasons a special data tariff and a VPN access are required; these can be arranged via „akrobit software GmbH“. Akrobit software GmbH offers various tariffs for VPN and mobile communications; depending on the tariff chosen, the Mobile router can be used within Germany, within Europe, or worldwide.

A VPN client software must also be installed on the computer used for evaluation. The VPN client software is included in delivery free-of-charge. For automatic memory readout the software AMR WinControl is required together with additional module „Automatic ALMEMO® memory readout“ SW5600WCZM9.

### Accessories

### Order no.

Additional protocol „Automatic memory readout“ for WinControl (SW5600WC1/2/3/4)	<b>SW5600WCZM9</b>
Ethernet data cable (10/100Base-T) for ALMEMO® measuring devices for connection to mobile router	<b>ZA1949DK</b>
ALMEMO® WLAN module for connecting an ALMEMO® device to a mobile router	<b>ZA1739WL</b>
Power supply cable with plug and free ends for external voltage (9 to 30 V DC) of the mobile router	<b>ZB1709EK</b>

### Variants:

### Order no.

The scope of delivery of the mobile router includes the following items:

Mobile router GPRS/UMTS/LTE

9 V 1 A DC power supply unit 100 to 240 V AC

2x LTE + 1x WiFi antenna

1x RJ45 cable approx. 1.5 m

**ZA1709MFR**



Mobile internet, combined with keywords such as cloud computing and web access, is a topical issue. Thanks to our solutions, you can connect your ALMEMO® measuring technology via the internet and record it centrally. It is irrelevant where the measuring technology is located. You have worldwide access to the recorded data of all the measuring devices via the browser on your PC in your office.

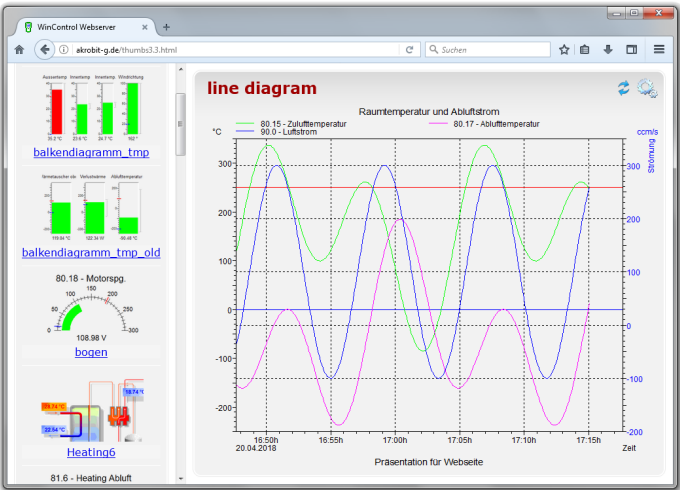
It is possible to connect via LAN, WLAN, or via mobile communications. Requirement for this setup is a corresponding data cable (ZA 1945-DK), WLAN module (ZA 1719-WL), or modem (ZA 1709GPRS), and an internet connection respectively a sufficient coverage for mobile communication on site.



The akrobit® cloud server (responsible for the acquisition of measured data) queries the data from the measuring devices, saves the data and provides the data in a variety of formats to be downloaded or sent via email. RMT WinControl is recommended to display and evaluate the data (e.g. with arithmetic channels).

In the access-protected area, current measured values and measurement processes can be viewed in a browser. It is possible to set an alarm email that is triggered by a component failure or a limit value infringement.





Alternatively, a direct connection to the measuring device is provided as well. In that case, the user himself is responsible for data acquisition, data storage and the alerting procedure. To manage this, the AMR WinControl software is recommended since this

software has been specially developed for the convenient handling of ALMEMO® devices. The measuring device can be accessed via a secure VPN connection.

Cloud service	C1	C2	C3	C4	CD
Measured value files available for download (can also be sent by email)	✓	✓	✓	✓	
Online Visualization via web browser		✓		✓	
Alert in case of component failure or a limit value infringement (email)			✓	✓	
Customer can directly access the measuring device					✓
Contract with akrobit (24 month/ extension 12 month)					
Customer software (recommended)					
AMR WinControl					✓
RMT WinControl	✓	✓	✓	✓	

The cloud service is provided by the akrobit software GmbH. The actual prices depend on the number of devices and the desired services. Data acquisition via the mobile communications implies additional costs for the SIM card and for the transmit-

ted data. The customer can either provide a suitable SIM card himself or the akrobit software GmbH can offer one. In case the modem is used outside Europe, it is mandatory that the customer himself provides the SIM card.

**On request, we will be pleased to provide a demo version.**



# 05 General accessories

## ALMEMO® memory connector with micro-SD ZA 1904 SD



- for ALMEMO® data loggers, as of version 6
- Large memory
- High data security
- Measured values can be saved to a text file.
- The memory card in the data logger can be replaced quickly and easily on site.
- Files can be transferred to a PC quickly and easily via a card reader

### Technical data

Measuring instruments	for ALMEMO® 202-S, 204, 710, 809, 1020, 1030, 1033, 1036, 2470-2S, 2590-2A/-4AS, 2690, 2890, 4390, 5690, 8036, 8590, 8690 Memory connector on device output socket A2	Measured values	With 512 MB approx. 30 million measured values
ALMEMO® memory connector	Integrate drive for micro-SD card	Ring memory	no
Memory card	MicroSD industry standard (Industrial Grade SSD SLC Technology) with high performance, reliability and durability, possible up to 2 GB, standard FAT16 format	File format	ASCII text file, measured values in table format, separated by semi-colons
		Reading device	USB card reader for removable storage media
		Measuring software	WinControl (as of version 6), see Chapter Software

### Variants

ALMEMO® memory connector with micro-SD memory card (1 GB) including USB card reader  
Micro-SD memory card (1 GB as replacement)

**Order no.**  
**ZA1904SD**  
**ZB1904SD**



Micro-SD memory card (as replacement)

# General accessories

## ALMEMO® extension cable up to 2 meters length for all ALMEMO® devices (V5, V6, V7)

Passive extension cable ZA 9060-VK for all ALMEMO® sensors (analog, DIGI, D6, D7) except for thermocouple sensors.



### Technical data and functions

- The passive ALMEMO® extension cables ZA 9060-VK are used for all ALMEMO® sensors (analog, DIGI, D6, D7) except for thermocouple sensors and for all ALMEMO® devices (V5, V6, V7).
- The extension cables have an ALMEMO® connector/ coupling and are plugged between the ALMEMO® sensor plug and the ALMEMO® measuring instrument.
- The measuring signal or the digital measured values and the parameters saved in the ALMEMO® sensor plug are evaluated by the ALMEMO® measuring instrument via the extension cable.

- Note: Many ALMEMO® sensors can be delivered with a longer connecting cable. Please do not hesitate to ask!

**Please note:**  
Connecting cables must not be plugged together!

### Variants:

	Order no.
Passive extension cable for all ALMEMO® sensors (analog, DIGI, D6, D7) except for thermocouple sensors, for all ALMEMO® devices (V5, V6, V7).	
1 meter long	ZA9060VK1
2 meters long	ZA9060VK2

## Passive extension cable ZA 9020-VK up to 4 m length for ALMEMO® sensor NiCr-Ni



### Technical data and functions

- The passive ALMEMO® extension cables NiCr-Ni ZA 9020-VK are used for ALMEMO® sensors NiCr-Ni and for all ALMEMO® devices (V5, V6, V7).
- The extension cables NiCr-Ni feature a specific cable with integrated compensating cable NiCr-Ni, have an ALMEMO® connector / coupling, and are plugged between the ALMEMO® sensor plug and the ALMEMO® measuring instrument.
- The measuring signal and the parameters saved in the ALMEMO® sensor plug are evaluated by the ALMEMO® measuring instrument via the extension cable
- Note: ALMEMO® extension cables are only available for

thermocouple type K, NiCr-Ni. Many ALMEMO® thermocouple sensors can be delivered with a longer thermal line / compensation line. Please do not hesitate to ask.

**Please note:**  
Connecting cables must not be plugged together!

### Variants:

	Order no.
Passive extension cable for ALMEMO® sensor NiCr-Ni and for all ALMEMO® devices (V5, V6, V7).	
1 meter long	ZA9020VK1
2 meters long	ZA9020VK2
4 meters long	ZA9020VK4

## ALMEMO® extension cable up to 100 meters in length for all ALMEMO® devices (V5, V6, V7)

Intelligent extension cable ZA 9090-VKC up to 100 meter in length for all ALMEMO® sensors, analog, D6, except for D7, except for thermocouple sensors.



### Technical data and functions

- The intelligent ALMEMO® extension cables ZA 9090-VKC are used for analog ALMEMO® sensors, D6, except for D7, except for thermocouple sensors and for all ALMEMO® devices (V5, V6, V7).
- The extension cables have an ALMEMO® connector/ coupling (each with a microcontroller) and are plugged between the ALMEMO® sensor plug and the ALMEMO® measuring instrument. The current consumption of the extension cable is approximately 8 mA.
- The analog measuring signals are transferred analogy via the intelligent extension cable, the digital measured values and the parameters saved on the ALMEMO® sensor plug are digitally transferred via CRC and evaluated by the ALMEMO® measuring instrument.
- The ALMEMO® sensors can be exchanged arbitrarily. The intelligent extension cable does not influence the measurement operation even in case calibrated sensors with adjustment / multi-point adjustment or sensors with special linearizations (saved on the ALMEMO® sensor plug) are used.
- Note: Many ALMEMO® sensors can be delivered with a longer connecting cable. Please do not hesitate to ask!



### Please note:

The intelligent extension cables ZA 9090-VKC are

#### not suitable for:

- ALMEMO® plug for frequency, pulse, rotational speed ZA 9909-AKx,
- ALMEMO® rotational speed sensor FU A919-x,
- ALMEMO® plug for digital signals (voltage) ZA 9000-ES2/EK2,
- ALMEMO® measuring module for DC voltage / DC ZA 9900-AKx, ZA 9901-AKx (no average value),
- ALMEMO® flow sensors FV A915-Vx,
- ALMEMO® vane anemometer FV A915-x (new variant FVAD 15-x can be used),
- Meteorological transducer FM A510.

Connecting cables must not be plugged together!  
If the intelligent extension cable ZA 9090-VKC is used, the device cannot operate in sleep mode.

### Variants:

Intelligent extension cable for ALMEMO® sensors, analog, D6, except for D7, except for thermocouple sensors\*, for all ALMEMO® devices (V5, V6, V7).

5 meters long  
10 meters long  
20 meters long  
30 meters long  
50 meters long  
100 meters long

### Order no.

ZA9090VKC5  
ZA9090VKC10  
ZA9090VKC20  
ZA9090VKC30  
ZA9090VKC50  
ZA9090VKC100

\*ALMEMO® extension cable with compensating cable for thermocouple sensor NiCr-Ni on request!

## ALMEMO® D7 extension cable, up to 100 meters in length and electrically isolated, for ALMEMO® V7 devices and ALMEMO® D7 sensors

Digital extension cable ZAD7 00-VK, up to 100 meters in length, for ALMEMO® D7 sensors



### Technical data and functions

- ALMEMO® digital extension cable ZAD7 00-VK is used for ALMEMO® V7 devices and for ALMEMO® D7 sensors.
- Each such extension cable incorporates an ALMEMO® plug / coupling (each with integrated microcontroller); it should be connected between the ALMEMO® sensor plug and the ALMEMO® measuring instrument. Current consumption for this extension cable is approx. 2 mA.
- The digital measured values and the parameters saved in the ALMEMO® sensor plug are transferred in digital form via an RS485 link with CRC to the ALMEMO® measuring instrument, which then evaluates them.

- The ALMEMO® sensors can be freely interchanged. The digital extension cable has no effect on the measuring operation; this also applies to calibrated sensors with adjustment / multi-point adjustment.
- With digital extension cable ZAD7 00-VK device operation in sleep mode is possible; (sleep delay must be programmed in the sensor plug).



### Please note:

Connecting cables must not be plugged together!

### Variants:

Digital extension cable for ALMEMO® V7 devices and for ALMEMO® D7 sensors.

- 5 meters long
- 10 meters long
- 20 meters long
- 30 meters long
- 50 meters long
- 100 meters long

### Order no.

**ZAD700VK05**  
**ZAD700VK10**  
**ZAD700VK20**  
**ZAD700VK30**  
**ZAD700VK50**  
**ZAD700VK100**

## ALMEMO® D7 electrical isolation element ZAD7 00-GT



### Technical data and functions

- Electrical isolation element ZAD7 00-GT is used to isolate the ALMEMO® V7 device and the ALMEMO® D7 sensor from one another. This also electrically isolates the ALMEMO® D7 sensor with respect to the other connected ALMEMO® sensors.
- The electrical isolation element is a short pluggable cable with ALMEMO® plug / coupling. The ALMEMO® coupling incorporates an integrated 12 V DC/DC converter ensuring electrical isolation between the power supply to the ALMEMO® electronics and that to the connected sensor. The digital data link is electrically isolated via an optocoupler. The maximum insulation voltage is 50 V (continuous).
- The electrical isolation element is plugged directly onto the ALMEMO® V7 device. Current consumption for this electrical isolation element is approx. 8 mA. It is also possible to use an ALMEMO® D7 extension cable between the electrical isolation

element and the ALMEMO® D7 sensor.

- As with the ALMEMO® D7 extension cable, the ALMEMO® sensors can be freely interchanged. The electrical isolation element has no effect on the measuring operation; this also applies to calibrated sensors with adjustment / multi-point adjustment.
- As with the ALMEMO® D7 extension cable, device operation in sleep mode is possible; (sleep delay must be programmed in the sensor plug).



### Please note:

It is not permitted to connect several electrical isolation elements in series.

### Variants:

Electrical isolation element for ALMEMO® V7 devices and for ALMEMO® D7 sensors  
 Plug-in cable Length = 0.2 meters

### Order no.

**ZAD700GT**

## Accessories for measuring instruments ALMEMO® 2450, 2490, 2590, 202-S and output interface ZA 8006 RTA



Rubber safety holster, green	Order no. <b>ZB2490GS1</b>
Rubber safety holster, gray including carry strap	<b>ZB2490GS2</b>
Vent plug with handle, to close unneeded ALMEMO® sockets, suitable for ALMEMO® 2450, 2490, 2470, 2590, 2690, 202-S, 710, 1020, 1030, 1036, output interface RTA3/4	<b>GR2400BAG</b>
Top hat rail mounting 1 battery compartment cap with top hat rail holder fitted, including top hat	<b>ZB2490HS</b>
Magnetic fastening 2 pot magnets, including 2 screws (for battery compartment cap)	<b>ZB2490MH</b>

## Batteries and Rechargeable Batteries



<b>Types:</b> AA battery, 1.5 V	Order no. <b>ZB2000B1</b>
AA NiMH rechargeable battery, 1.2 V, 1900 mAh, coded for charging in ALMEMO® unit (e.g. ALMEMO® 2690-8)	<b>ZB2000A1NM</b>

## Rechargeable batteries




<b>Types</b>	Order no.
Rechargeable battery, 9 ... 11 V, 1600 mAh, NiMH with intelligent high-speed charging housed in case 180 x 49 x 137 mm (LxWXH) (without plug connections) voltage output via 3-pin socket	<b>ZB5690AP</b>
Connector mains unit, 100 to 240 VAC for charging the battery	<b>ZB1212NA11</b>
Connecting cable from battery to ALMEMO® device length = 1.5 meters, with ALMEMO® plug for ALMEMO® 2490, 2470, 2590, 2690, 202-S, 204	<b>ZA1012AKA</b>
With 3-pin bayonet coupling for ALMEMO® 5690, 8590, 8690, 809	<b>ZB5090EKA</b>
With hollow connector for ALMEMO® 2890	<b>ZB2290EKA</b>
Environmental conditions see general technical specifications	



# General accessories

## Mains Adapter



Variants	Order no.
<b>Switching power supply / connector variant</b> <b>100 to 240 VAC with EU adapter</b> (Types NA11 and NA12 with UL marking)	
<b>Type NA12</b> , output 12 V 1.5 A, <b>with ALMEMO® plug</b> , e.g. for ALMEMO® handsets 2490, 2470, 2590, 2690, 202-S, 204, 1020, 1030, 1033, 1036	<b>ZA1312NA12</b>
<b>Type NA11</b> , output 12 V 2.5 A, <b>with ALMEMO® plug</b> , e.g. for ALMEMO® 710	<b>ZA1312NA11</b>
<b>Type NA12</b> , output 12 V 1.5 A, <b>with 3-pin bayonet coupling</b> , e.g. for ALMEMO® 809, 8590, 8690, 8036	<b>ZB1212NA12</b>
<b>Type NA11</b> , output 12 V 2.5 A, <b>with 3-pin bayonet coupling</b> , e.g. for ALMEMO® 5690, 510	<b>ZB1212NA11</b>
<b>Type NA12</b> , output 12 V 1.5 A, <b>with hollow connector</b> , e.g. for ALMEMO® 2890	<b>ZB1112NA12</b>
<b>Accessories</b> US adapter (for types NA11 and NA12) (other adapters on request)	<b>ZB1000PUS</b>

Environmental conditions see general technical specifications

## DC Power Supply Cables



### Supply cables for DC voltages

- Usage for car and electric fence batteries.
- For instruments that need to be supplied from the car battery.

Variants	Order no.
10 to 30 V DC, electrically isolated, with DIN hollow connector for ALMEMO® 2890-9, 6290-7B2 Output: 12 V DC / 1 A (max.)	<b>ZB2590UK</b>
10 to 30 V DC, electrically isolated, with ALMEMO® connector for ALMEMO® 2490, 2590, 2690-8, 202-S, 204 Output: 12 V DC / 250 mA (max.)	<b>ZA2690UK</b>
Output: 12 V DC / 1 A (max.)	<b>ZA2690UK2</b>
10 to 30 V DC, electr. isol., with bayonet coupling for ALMEMO® 8590, 8036, 809 Output: 12 V DC / 250 mA (max.)	<b>ZB3090UK</b>
10 to 30 V DC, electr. isol., with bayonet coupling, for ALMEMO® 5690-9, 8690, 510 output: 12 V DC / 1.25 A (max.)	<b>ZB3090UK2</b>
Adapter cable with universal car connector	<b>ZB1000AKU</b>
ALMEMO® power supply plug, 9 to 12 V DC, not electr. isolated, with clamp connector for ALMEMO® DC socket on hand-held devices ALMEMO® 2490, 2590, 2690, 710, 202-S, 204 Programming 0.2 A Programming 1 A	<b>ZA1312FS1</b> <b>ZA1312FS8</b>



ALMEMO® power supply cable with USB plug.  
NOT galv. isol., 5 V DC via USB power bank or PC. USB plug with 1.5 m cable and ALMEMO® supply plug ZA 1312-FS8. For ALMEMO® devices (from model year 2014) 2490, 2470, 2590-2A/4AS, 2690, 202-S, 204**ZA1312U**

Instrument Cases



ZB 2590 TK2



ZB 5600 TK3



ZB 2490 TK2



ZB 5090 RC

Types

Order no.

Carry cases (approx. dimensions in cm)

Carry case, large, aluminum profile frame / ABS (acrylonitrile butadiene styrene) - e.g. for ALMEMO® 710, 2690, 2890 data logger, Inside dimensions 48 x 35 (WxD) x 6 (H) + 6 cm (removable insert)

**ZB2590TK2**

Carry case, universal, high, aluminum profile frame / ABS, e.g. for ALMEMO® 5690 measuring systems

Inside dimensions 48 x 25 (WxD) x 16 (H) + 10 cm (removable insert)

**ZB5600TK3**


Instrument case for all ALMEMO® handheld devices, inside dimensions (WxDxH) 42 x 30 x 9 (divided into compartments, see photograph)

**ZB2490TK2**

Rack case (approx. dimensions in cm)

Rack case with carrying handle, for ALMEMO® MA5690xxBT8 and MA510A20BT8 measuring systems, in 19-inch sub-rack, 84 DU, height 5 HU Outside dimensions (WxDxH) 54 x 50 x 27, with integrated lockable rack draw, inside dimensions (WxDxH) 40 x 37 x 7 (for cables, accessories, or laptop)

**ZB5090RC**



ALMEMO® input connector also for existing sensors (see Chapter Input Connectors)



ALMEMO® output modules (analog, relay, trigger) (see Chapter Output Connectors)



ALMEMO® data connection, network technology, radio modules  
Wireless and modem transmission (see Chapter Network Technology).



Software for the presentation and evaluation of measuring data, including many notes, is described in Chapter Software.

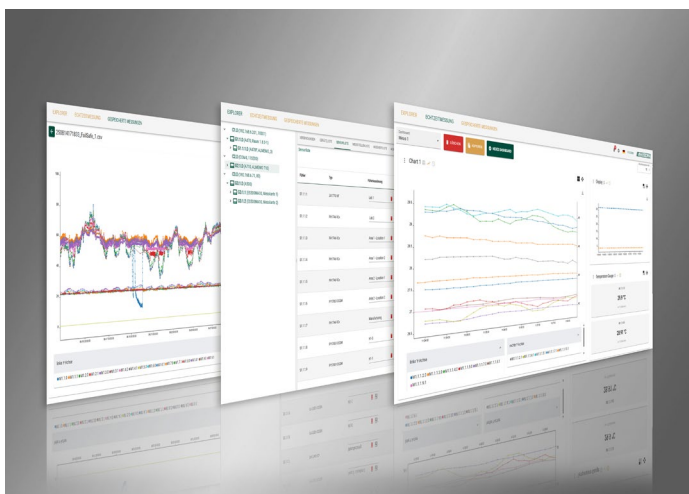
## ALMEMO® Connect

The free configuration and networking software ALMEMO® Connect is designed to be particularly user-friendly thanks to its intuitive operation. All important data such as device settings, sensor configurations and measured values can be seen at a glance.



The current program version is available for download at [www.ahlborn.com](http://www.ahlborn.com).

- Fast, precise and reliable configuration by adjusting device parameters
- Online monitoring and evaluation of all measured values from connected devices
- Data is saved in csv format, which can also be used for processing in other software applications
- Parallel device configuration: Connect multiple interfaces simultaneously - configure multiple devices at the same time, even if they are not networked with each other
- Display of selected measured values in real time as measured value display, line graph or table
- Flexible dashboards: individually customizable with freely definable and changeable views
- Clear tree structure shows all connected devices, sensors and output modules
- Integrated server service: Continuous data acquisition, also for other applications via TCP interface
- Complete intuitive operation via a web browser
- Control also via a remote computer with TCP connection to the installation computer
- Creation of automatic support emails including relevant information attachments



Intuitive operation via a web browser.

## AMR WinControl the software for all ALMEMO® measuring instruments

### Software Description:

- Software for acquiring, displaying and processing measured data of the ALMEMO® device series (V5, V6, V7)
- Convenient programming and operation of the devices.
- Graphical display, mathematical processing and printing (measurement report) of current and saved data.
- Appropriate for long term measurements (GMP) or for control and monitoring tasks. Can be easily adapted to every project.
- Fast familiarization and safe operation thanks to Windows interface and the context-sensitive help.
- Further information and the current demo version are available under [www.akrobit.de](http://www.akrobit.de).



### Software Versions:

**Light:** For 20 measuring points and one instrument

**Standard:** For any number of measuring points and instruments

**Pro:** For any number of measuring points and instruments, all options included (except Data server, Web server and additional modules)

**Server:** For any number of measuring points and devices, all options included (except add-on modules), with an integrated data server (simultaneous access by several RMT WinControl clients).

**Update:** of the latest software version for older versions  
of the latest software version for newer versions

### Order no.

SW5600WC1

SW5600WC2

SW5600WC3

SW5600WC4

SW5600WCU3

SW5600WCU4

### Options:

Network capability (for addressing several ALMEMO® devices)

Automatic generation of measured data files (daily files / weekly files)

Alarm function (alarm record, output to ALMEMO® relays, starting other applications)

Data server

Web server

Extended evaluation functions

Fast scanning of measured values for V7 devices (up to 1000 mops online)

PIMEX Player: combined measured value display and video display

### Order no.

SW5600WCO1

SW5600WCO2

SW5600WCO5

SW5600WCO8

SW5600WCO9

SW5600WCO10

SW5600WCO11

SW5600WCO12

### Additional modules:

Thermal comfort and air-conditioning calculations (as per DIN 1946, EN ISO 7730)

Password protection

Test bench manager (prerequisite: WC3 / WC4 or WC1 / WC2 + WCO2)

Thermal transmittance (U) wizard

Thermal quantity wizard

OPC export

Additional protocol (selectable, requires WC3 / WC4)

The memory is read out automatically

Automated printing (line diagrams, tables) (needed: WC3/WC4 or WC1/WC2 + WCO2)

ODBC-Support (export to SQL-databases)

Assistant for calibrating measuring sensors (needed: WC3/WC4)

Assistant for calibrating climate cabinets (needed: WC3/WC4)

PIMEX Recorder: combined measured value recording and video recording (needed: WC3/WC4)

Assistant for refrigerant

Assistant for A0/F0 value

Assistant for process sequence and setpoint generator (needed: WC3/WC4)

### Order no.

SW 5600 WCZM1

SW 5600 WCZM2

SW 5600 WCZM3

SW 5600 WCZM4

SW 5600 WCZM5

SW 5600 WCZM6

SW 5600 WCZM7

SW 5600 WCZM9

SW5600WCZM10

SW5600WCZM11

SW5600WCZM12

SW5600WCZM13

SW5600WCZM14

SW5600WCZM15

SW5600WCZM16

SW5600WCZM17

### Complete packages:

Long-term / continuous monitoring

CAN Trace: combined measured data recording and CAN data recording as well as evaluation functions

### Hardware copy protection:

USB dongle

akrobit® license server

### Order no.

SW 5600 WCV

SW5600WCCAN

### Order no.

SW 5600 HL

SW5600ALS



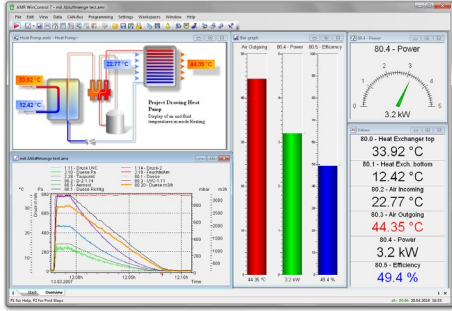
Function overview	WC1	WC2	WC3	WC4	WCV
<b>Measured values - scanning</b>					
Number of measuring points supported	20	unlimited	unlimited	unlimited	unlimited
Number of connections supported	1	unlimited	unlimited	unlimited	unlimited
Support for ALMEMO® network		✓	✓	✓	✓
Fast scanning of measured values for V7 devices (up to 1000 mops online)			✓	✓	✓
<b>Connection types</b>					
Serial (COM), TCP/IP	✓	✓	✓	✓	✓
Modem, GSM, and wireless modem support			✓	✓	✓
Schedule-controlled connection setup			✓	✓	✓
<b>Measured values - display</b>					
Display of measured values (numeric, bar chart, wind rose, round gauges)	✓	✓	✓	✓	✓
Line graph (YT), XY graph	✓	✓	✓	✓	✓
Save / load presentation characteristics as format type	✓	✓	✓	✓	✓
Table, overview	✓	✓	✓	✓	✓
Zoom functions	✓	✓	✓	✓	✓
Project icons	✓	✓	✓	✓	✓
Work surfaces			✓	✓	✓
<b>Measured values - saving</b>					
Saving to hard disk - manual	✓	✓	✓	✓	✓
Saving to hard disk - automatic	✓	✓	✓	✓	✓
Automatic generation of daily, weekly, monthly files			✓	✓	✓
Automatic saving on an event-controlled basis			✓	✓	✓
Automatically saved files - sent by e-mail			✓	✓	✓
Automated printing of files as line diagram or table					✓
Automatically saved files - backed up automatically					✓
Fail-safe (only devices with failsafe mode and internal memory)					✓
<b>Measured values - analysis</b>					
Two measuring cursors with statistics function	✓	✓	✓	✓	✓
Displaying local maximum and minimum values in a line graph			✓	✓	✓
Loading comparative characteristics in a line graph			✓	✓	✓
<b>Arithmetic channels</b>					
Global arithmetic channels	✓	✓	✓	✓	✓
Local arithmetic channels for files already saved	✓	✓	✓	✓	✓
Calculations based on external table values	✓	✓	✓	✓	✓
Formula editor with syntax highlighting	✓	✓	✓	✓	✓
Formula templates for many application cases	✓	✓	✓	✓	✓
<b>Measured values - processing</b>					
Linking /splitting of files	✓	✓	✓	✓	✓
Grouping measured value files in a particular folder (wild card search)			✓	✓	✓
Grouping measured value files over a particular period of time			✓	✓	✓
<b>Exporting measured values</b>					
Clipboard	✓	✓	✓	✓	✓
File formats (MS-Excel XLS / XLSX, TXT / CSV, FAMOS, QS-STAT, DIAdem, binary)	✓	✓	✓	✓	✓
Dynamic data exchange (DDE, OLE)	✓	✓	✓	✓	✓
Online data transmission to MS-Excel	✓	✓	✓	✓	✓
<b>Measured values - import</b>					
ASCII (list, columns, table formats)	✓	✓	✓	✓	✓
ALMEMO® View files	✓	✓	✓	✓	✓
<b>Programming of measuring points and devices</b>					
Programming the characteristics of measuring points and devices	✓	✓	✓	✓	✓
Automated scaling of third-party sensors	✓	✓	✓	✓	✓
Measuring points programming - save to file / load from file	✓	✓	✓	✓	✓



Editing the programmed file (similar to Excel tables)	✓	✓	✓	✓	✓
<b>Data reduction</b>					
Averaging function (ONLINE and OFFLINE)	✓	✓	✓	✓	✓
Smoothing (over time / over number of values, ONLINE and OFFLINE)	✓	✓	✓	✓	✓
<b>Data logger functions</b>					
Programming the data logger (including averaging functions)	✓	✓	✓	✓	✓
Read out from device memory (all / selective measured values)	✓	✓	✓	✓	✓
Display of memory occupancy status	✓	✓	✓	✓	✓
<b>Alarm functions</b>					
Alarm value display in measuring points list and in all measured value displays	✓	✓	✓	✓	✓
Alarm report with confirmation and comments text			✓	✓	✓
Events list (audit trail)			✓	✓	✓
Start a program in the event of a particular fault			✓	✓	✓
Send e-mail / SMS in the event of an alarm			✓	✓	✓
Switch ALMEMO® output relays (specific to measuring point)			✓	✓	✓
In case of an alarm, tones and sound recording are played back (via a sound card)			✓	✓	✓
Control commands dependent on measured values (KwikScript)			✓	✓	✓
Advance warning alarm					✓
Alarm log printout					✓
Schedules for alarm processing					✓
Automatic checking of system configuration					✓
<b>Password protection</b>					
Protection against unauthorized access					✓
Protection against operator error by assigning individual access rights					✓
Traceability of activities by means of an events list					✓
Alarm confirmation with user identification					✓
<b>Control and regulation</b>					
Two-point controller with ALMEMO® output relays			✓	✓	✓
Proportional controller with ALMEMO® analog output modules			✓	✓	✓
PID controller with ALMEMO® analog output modules and arithmetic channels			✓	✓	✓
<b>Automation by means of user-defined operating controls</b>					
Keys and buttons in project icons and as a toolbar	✓	✓	✓	✓	✓
Setting constants	✓	✓	✓	✓	✓
Starting / stopping a measuring operation	✓	✓	✓	✓	✓
Switching relays			✓	✓	✓
Setting analog output values			✓	✓	✓
<b>Configuration management</b>					
Save / load interface configuration		✓	✓	✓	✓
<b>Printout</b>					
Diagrams, meas. value tables, meas. point list, file overview including comments	✓	✓	✓	✓	✓
<b>Network server functions</b>					
Displaying measured values and diagrams on Intranet or Internet				✓	✓
Embedding diagrams and project icons on your own Internet pages				✓	✓
Accessing the integrated web server via any browser				✓	✓
Accessing measured data and history data via TCP/IP (open text protocol)				✓	✓
Forwarding measured data to RMT WinControl				✓	✓
Availability of already acquired measured data even after program restart				✓	✓
Alarm confirmation via web server					✓

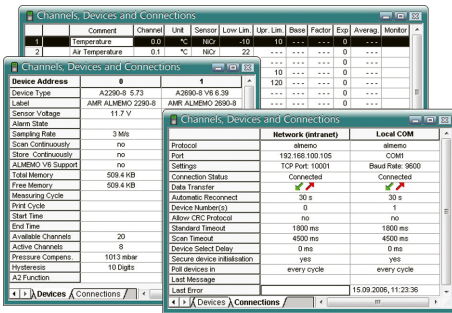
After initial installation AMR WinControl will run in demo mode - comprising the full functionality of the professional version (WC3) - for a trial period of 30 days, after which time it will have to be registered. All the functions incorporated in the professional version can be tried without restriction and without engagement. If further functions (additional modules) are needed for test purposes, these can also be enabled on a temporary basis. Users can thus try the software for the duration of the trial period with the full range of functions normally needed and then place an order after the system has been running to their complete satisfaction. Registration does not need reinstallation.

## Main Window / General View



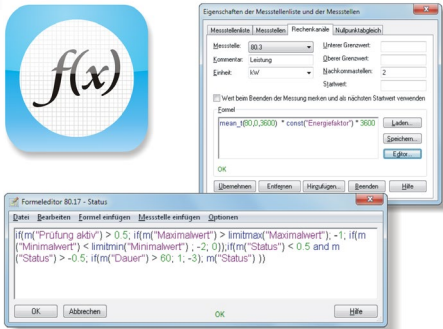
- The main window is the platform for all operations with AMR WinControl. All actions run within this window and can be minimised to a symbol, within the window or together with the window, and run in the background.
- The measuring data can be presented as follows: Numeric presentation of measured values, bar diagram, wind rose, round instruments, line diagram, XY diagram, table, file overview.
- Windows can be distributed over various work surfaces between which it is possible to switch by means of tabs.
- The program can be operated by means of menu commands. Only those commands, which can be executed in the corresponding situation, will be available. For a faster operation context-sensitive menus, keyboard commands and symbols in the tool bar are available.
- Comprehensive help information is available via the function descriptions in the status line, notes in the tool bar and a context-sensitive help system.

## List of Measuring Points, devices and connections



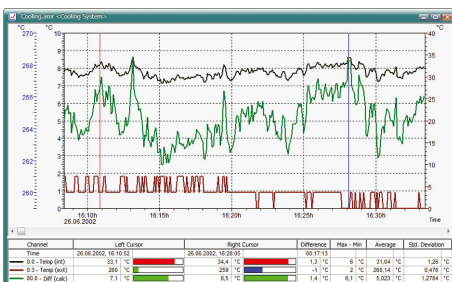
- As soon as the program is started and the serial interface is assigned, all sensors that are programmed and connected to the measuring instrument(s) will be recognized automatically and displayed in the list of measuring points.
- Apart from sensor specific data regarding the measuring range, comment, limit values, correction values the list also contains symbols for limit value exceeding, sensor breakage and online storage.
- Device-specific information, e.g. device type, memory occupancy, and settings for operating the data logger are also displayed.
- Measuring instruments can be connected via various interfaces (COM, TCP, modem) simultaneously; mixed-mode operation over various connections is possible. Information regarding the current status of connections is displayed here.

## Arithmetic channels / new formula editor



- Acquired measured values can be further processed and displayed via arithmetic channels during as well as after the measuring operation.
- The arithmetic channel feature of the program offers the possibility to calculate further variables from the measured data, to derive statuses, and to verify conditions.
- The new formula editor facilitates the color highlighting and checking of the syntax (syntax highlighting) as well as the convenient selection and integration of measuring points.
- For common calculations and tasks there are now formula templates available that can be directly entered and combined in the formula editor.
- Depending on the definition, an arithmetic channel is available either globally in the entire program as a virtual measuring point or just locally in one data record (line diagrams or XY diagrams, table).
- It is also possible to extend already saved data records by any desired number of arithmetic channels.
- Arithmetic channels can be saved together in one file and can be loaded again at any time. This enables a convenient evaluation of saved data with just a few clicks.

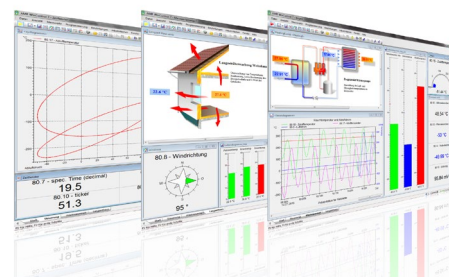
## Line graph, measuring cursors and statistics function



- The line graph displays the temporal evolution of the values of ongoing measurement operations or of saved data.
- Customer specific settings for the line graph can be saved as a template and can be applied in two clicks to other files. Alternatively it is also possible to create a new diagram with the saved template.
- The zoom function and the possibility to shift the axes with the mouse enable an easy navigation through the data.
- Two measuring cursors help to analyze the acquired data.
- The integrated statistics function calculates differences, minimum, maximum, average value and standard deviation of the range defined by the cursors and displays the data in a table.
- The diagram and the table can be printed, or can be copied to the clipboard.

## Work spaces

- Better overview and fast navigation between different views thanks to tabs as used in a web browser.
- Division of projects into different views with clear designations of the tabs done by the user himself.
- It is no longer necessary to minimize a window to enable the user to see what he wants to see.
- Automatic switching on an event controlled basis or via active elements in a project illustration that e.g. serves as an overview.
- The navigation between work spaces can be restricted by password protection in order to oblige user to one particular view.
- The structural division of the windows into work spaces can also be fetched via the web server.



## Data logger functions

- Settings necessary for operating the data logger can also be programmed via the AMR WinControl software.
- The memory can be read out and deleted. The time of the data logger can be synchronized with the one of the system.
- Important information regarding the memory and the set cycles of the device are displayed in the overview of the measuring device.
- The readout of the memory devices can occur individually or combined for all data loggers in the measuring network, whereat a preview of already read values is displayed in a line diagram.
- Optionally it can be determined that only a selection of the saved values (not all measured values) shall be read out of the device memory.



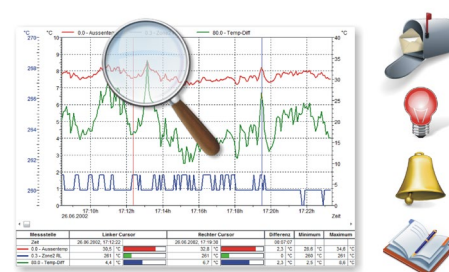
## The memory is read out automatically

- This module greatly facilitates the task of reading out from the device memory of an autonomous data logger.
- Saving data to the data logger is interrupted, its memory is read out, and, if this is successful, the memory content is deleted. The time-of-day is synchronized and saving data to the data logger is resumed.
- Reading out from memory can be completely automated in the form of schedules.
- All steps and possible errors are documented in the events list.

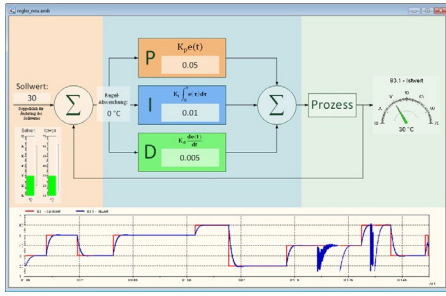


## Monitoring Functions

- An alarm can be triggered by a component failure or a limit value infringement.
- Alarm processing can be activated individually for each measuring point.
- Alarms are reported visually and / or acoustically.
- The cause and the duration of events responsible for triggering the alarm are documented in an events list.
- Alarm reports can be confirmed either individually or all together.
- If the cause of an alarm persists uncorrected an alarm reminder is issued to ensure that the alarm is not forgotten after it has been confirmed.
- A line graph with settable history can be generated for the variable triggering an alarm.
- In the event of an alarm being triggered e-mails can be sent, ALMEMO® output relays can be switched, and programs or scripts can be executed.
- Alarm reports can be forwarded via the network.
- In the event of a limit value being infringed program control commands can be executed (KwikScript).



## Control and regulation



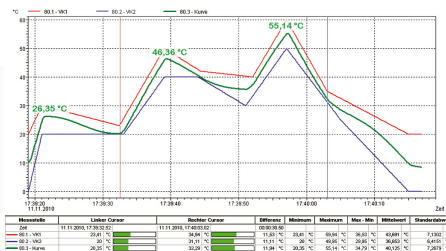
- Two-point controllers, proportional controllers, and time-based controls are available.
- It is also possible, using arithmetic channels, to define PID controllers.
- Setpoint curves and process sequences can be specified by means of files with coordinates pairs.
- Values can be specified and process sequences can be modified - all via command buttons in project icons or the toolbar.

## Automatic saving-to-memory



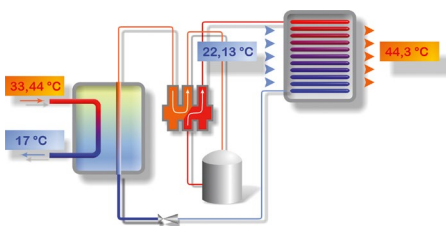
- Measured data can be saved to memory - manually or on a time-controlled or event-driven basis.
- Not only daily / weekly / monthly files can be specified but also files with any random periods of time.
- Data is saved to memory automatically in the background - irrespective of any opened diagrams, tables, or displays.
- Measured value files can be exported automatically on completion of a save-to-memory cycle and be sent by e-mail (as an option with the events list).

## Extended evaluation functions



- Measured value files can be incorporated in new or already existing line charts in the form of comparative characteristics.
- Folders containing a large number of measured value files can be conveniently grouped using various patterns based on file names and filters according to time and measuring point.
- Local maximum and minimum values can be shown in a line chart as any measured value curve required. The search radius between maximum and minimum can be freely set.

## Project illustrations



- Project illustrations allow for visualizing the setup of measurements and processes by using individually designed graphics and/or photographs (bitmaps).
- The presentation of the acquired data is provided in measured value fields that can be freely positioned; size and colors (including limit value violation) can be freely selected.
- Text fields can be filled with legend information and descriptions and can be freely positioned.
- By means of dynamic text fields it is possible to display texts in relation to measured values or conditions.
- All opened diagrams (line diagram, bar diagram, etc.) and displays can be inserted as a live element and arranged as desired.
- Command buttons (keys and switches) can be freely positioned in the project icon and allow changes to values for performing calculations or controlling processes (switching of relays or valves, etc.).
- The design of the command buttons can be changed in any way in the form of icons; the measurement setup can thus be visualized in a completely integrated way.
- Any number of project illustrations can be opened at the same time, allowing, for example, to give a presentation of the total view and detailed views of a project.



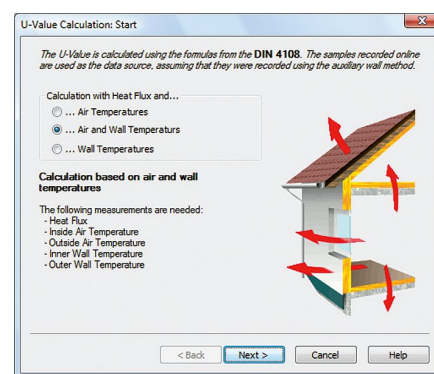
## Individual operation and display panels

- Combination of the operations and display elements into a clearly structured overall entity, focusing on fundamental aspects.
- Direct control and programming of devices, test procedures, and software features.
- Display of conditions – visually or in form of predefined, explanatory, changing texts.
- Integration of opened line diagrams, bar diagrams, and displays directly in the panel.
- Interaction also possible via web server in browser from other computer. Password protection is additionally recommended.
- The user is able to create the operation and display panels according to his own needs by means of the project illustration.
- We offer the service to create panels in case a visually appealing and sophisticated solution is desired.



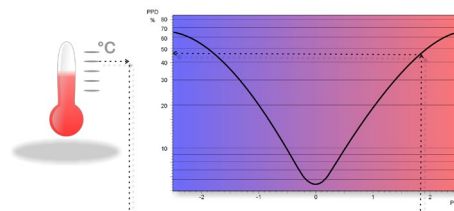
## Thermal transmittance (U) wizard

- The thermal transmittance (U) wizard is available for Online and Offline calculations; it guides the user through all the required steps.
- The user can choose from a selection of calculation methods - for the experimental thermal transmittance value, for the thermal transmittance value according to DIN 4108, and for the official calculated value.
- Determination of the currently calculated value and the sliding average value.
- The calculation methods will be described and the allocation of the corresponding measuring variables will be provided.
- After completing all steps a line diagram will be created, which will then be filled with the measuring data and the calculated variables.
- The cursor function can be used to open the statistic table, which provides further evaluation options (see above).



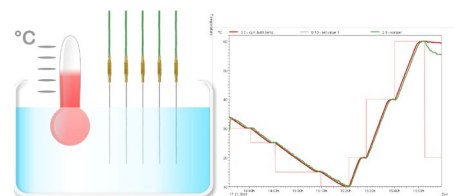
## PPD / PMV wizard (comfort index measurement)

- Calculation of thermal comfort as per DIN 1946 Part 2 and ISO 7730
- User guidance by means of a wizard and easy-to-understand evaluation
- Output in the form of “predicted mean vote” (PMV) and “predicted percent of dissatisfied” (PPD)
- Online and offline calculation of PMV and PPD in real time or on the basis of measured values already existing
- Graphical representation of measured data and calculated values in a format suitable for export (e.g. ASCII, MS Excel, DiaDEM, etc.)
- Calculation parameters can be saved as a model for subsequent calculations.
- Additional PMV / PPD functions are available for use in arithmetic channels.



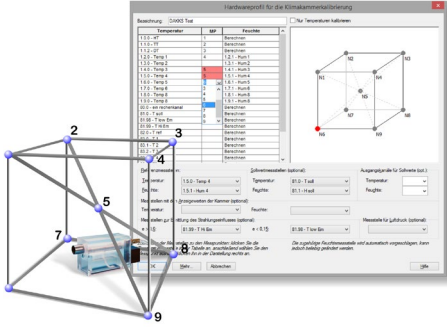
## Assistant for calibrating measuring sensors

- Multilevel calibration via self-defined calibration programs with set point lists and stability criterion
- Hardware profile with set point, reference and calibration measuring points.
- Automated procedure with measured value recording
- Drive a calibrator (set point specification)
- Any desired number of measuring points can be calibrated simultaneously
- Saving the values as AMR, CSV or Excel file
- Saving a configurable number of values per calibration step in case the stability criterion is met
- Overview window with progress bar
- The price for the module depends on the number of calibration station and calibrators that are to be supported simultaneously.






## Assistant for the calibration of climate chambers



- Calibration according to guideline DAkkS-DKD-R 5-7
- Support of methods A and B with 9 and more measuring points
- Fully automatic calibration over any number of temperature and humidity steps with stability criterion
- Direct integration of climate chambers (Weiss/Vötsch, CTS, Memmert, Binder, ESPEC, ATT and Feutron) for setpoint specification and measured value recording
- Online visualization of the calibration process for all measuring points
- Calculation of the local humidity at the temperature measuring points, taking air pressure and dew point into account
- Additional support for dew point mirrors from MBW, DewMaster, DewTrans and Michell
- Automatic creation of a complete Excel report with all measured values, measurement uncertainties and measurement uncertainty budgets
- Excel report template can be easily customized by the user to suit their needs

## Thermal quantity wizard



- The thermal quantity is calculated automatically from the volume flow and the temperature difference.
- You can enter settings easily and conveniently using the wizard.
- Data tables for water are included in delivery; users can define their own extensions for other media themselves.
- The thermal quantity can be calculated in real time or on the basis of existing measured value files.

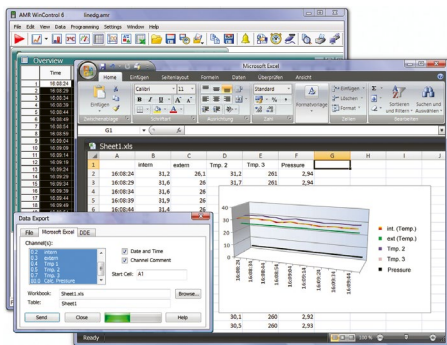
$$\delta Q = c_v \cdot m \cdot dT$$

## Password protection



- Thanks to the integrated user management system, unauthorized access to AMR WinControl is impossible. This policy reduces the security risks to a minimum.
- Every change of user is logged in the events list for subsequent evaluation.
- Access rights can be defined individually per user or can be copied.
- Authentication can be done as WinControl user or Windows user (local or Active Directory). Windows groups are supported.
- Access limitations can be defined for every single program feature.
- Alarm confirmations can be assigned unequivocally to particular users.
- The password protection is the minimum requirement for the system validation according to FDA 21 CFR Part 11.

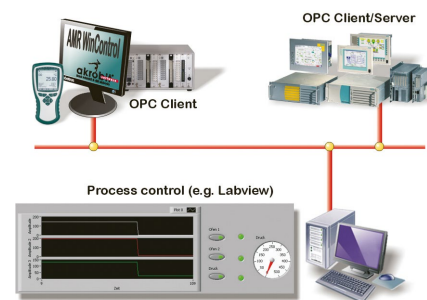
## Data Export:



- The data files can be, Online and/or at any later point in time, stored in the following formats Excel (XLS / XLSX), ASCII (TXT / CSV), WK1, FAMOS, QS-STAT, DIAdem.
- With ODBC measured data can be exported in SQL databases (structured query language). This supports all data sources for which an ODBC driver is installed and set up on the system.
- The line and XY diagrams and the tables can be copied to the clipboard and, for example, be inserted into a protocol text.
- Via dynamic data exchange (DDE) it is possible to transfer measured values Online to other applications, for example MS-EXCEL.
- Furthermore, line diagrams can be embedded into text documents (e.g. a MS Word document) via the OLE function.

## OPC export: Process control system connection

- „Openness, Productivity, and Collaboration“
- OPC is an established industrial standard for access procedures on a multi-vendor basis irrespective of manufacturer.
- AMR WinControl operates as an OPC client; it writes current measured values to the global variables provided by an OPC server.
- Data can be transferred in parallel to several OPC servers.
- Data from AMR WinControl can, with the aid of OPC, be visualized online in LabView™.



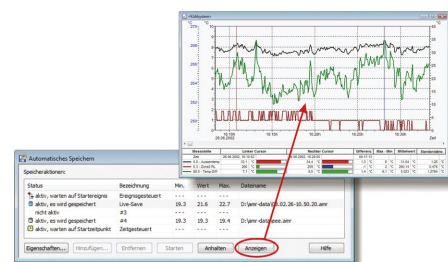
## ODBC support: SQL database connection

- Open database connectivity
- ODBC is a standardized database interface used by SQL as its database language.
- Recorded measured values can thus be transferred to a database.
- Current measured values can be interrogated from a database per measuring cycle.
- A suitable ODBC driver for the database must be installed and set up on the system.



## Test bench manager

- Several autosave managers can be operated and organized via a convenient, easy-to-use graphical user interface.
- Measured data can thus be saved simultaneously to different files.
- Autosave managers can be started and stopped independently of one another and according to various criteria (time-driven or event-driven).
- Different measuring locations (operating in parallel) can thus be treated separately.
- Measured value files can be indicated as write-protected already during recording.
- Including 10 autosave managers (optionally more available)
- If required, we offer to implement individual automations of test stations including input of test parameters, test procedure, signaling (optical/acoustic), and protocol printout.




## Connecting Options

- AMR WinControl can handle single measuring instruments as well as a network of measuring instruments of the ALMEMO® series.
- The connection to the measuring instrument(s) can be established via serial interface, USB, radio, or mobile modem.
- In a similar way, the measuring instruments can be addressed via a computer network (TCP/IP address) and VPN.
- Connections can be set up on a time-controlled basis. Reading out from the memory on ALMEMO® devices can be automated. The memory can on request be cleared and saving to memory can be resumed automatically. Any problems encountered are noted in the events list.
- Via mobile radio it is possible to establish connections to devices that have been installed in remote locations. The connection can be established inexpensively and permanently, as the billing is volume-oriented.




## Protocol printout




- With a few clicks, recorded measured values can be printed out as a protocol.
- The customer can create his own individual templates or customize the available sample templates.
- The protocol may include the line graph, measured values, calculated variables, times, and comments.
- Ideal for compiling measurement reports or protocols for customers without having to bother with Excel and data export

## System integration



- Optionally, AMR WinControl offers support for protocols for measured value enquiry from devices from other manufacturers simultaneously for any number of connections.
- MODBUS: flexible protocol and industry standard
- CAN Bus: with PEAK-CAN or USB2CAN adapter
- OPC DA: measured data acquisition from measuring devices/systems or data transfer to an OPC server (e.g. LabView)
- OPC UA: Write and read measured values to/from variables of the integrated OPC UA server
- SCPI: Connection of devices with SCPI protocol
- MQTT: Inclusion of topics of an MQTT server (broker) as measuring points and sending of acquired measured values as topics to an MQTT server.
- ODBC: SQL data base (Oracle, MSSQL, MySQL, ...)
- Climate chambers: Feutron®, CTC, Binder, Memmert, Vötsch, and Weiss Umwelttechnik, ESPEC, ATT
- Dew point mirror: DPM 373, DewMaster
- Gas analyzers: ECO Physics CLD 8xx, ABB, MRU Nova H8, as well as Emerson devices X-Stream, MLT, CLD, and NGA
- Power meters & energy meters: Yokogawa WT230 & WT310, Janitza®, Infratek 106A & 108A, Simeas-T, and Hioki
- Calibrators: Julabo, ISOTECH, AMETEK® (JofraTM), JOFRA (ATC/RTC)
- Precision measuring device: Fluke 8508A (with full precision)
- Barcode scanner protocol: network-compatible and serial scanners
- Simple ASCII: implementation of your own measuring devices
- The use of AMR WinControl for acquiring measured data of further devices is possible upon request.

## Barcode scanner protocol



- Acquisition of barcodes in text format via USB, TCP/IP or radio by using appropriate scanners.
- Analysis of the barcode to control program features (e.g. automatic saving) and test procedures.
- The barcode is automatically imported into the name of the file.
- Display of the scanned barcode in text format and storage of numeric barcodes in measured value files.
- Several scanners can be operated in parallel.

## Measured value server



- With the measured value server up to 200 users simultaneously can access current measured values and the measured values history via a TCP network (Intranet / Internet).
- Interface to any data acquisition and process control system
- Online transmission of measured data to other operating systems (e.g. LINUX, WINDOWS CE, UNIX, etc.)
- Data distribution according to any specified criteria
- Customized solutions can be implemented using straightforward ASCII commands issued via the TCP protocol; all these commands are fully documented.
- Open "read-only" interface for any user-defined connection software
- "REMOTE WinControl" and "WinControl Client OCX" provide powerful standard solutions for the measured value clients.



## Web server

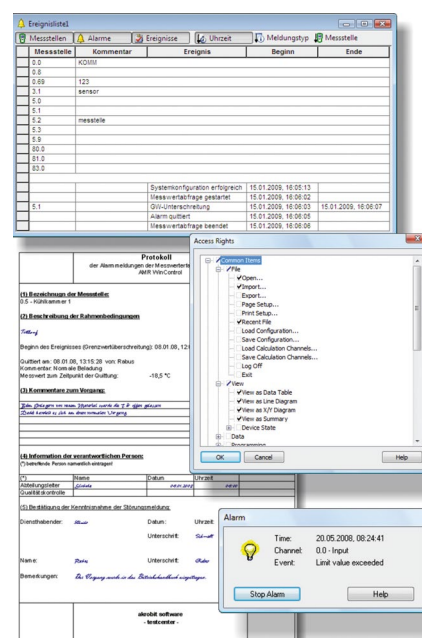
- AMR WinControl provides a full range of web server functions for publishing web pages (HTML) in the Intranet / Internet. It also incorporates additional functions that can be used to output the contents of AMR WinControl windows directly onto web pages.
- Current measured values and measured value histories can be displayed in a variety of ways (line diagrams, XY diagrams, project illustrations) in the Intranet / Internet.
- Visualization of processes and systems
- Visual remote monitoring
- Confirmation of alarms via the browser (only with alarm function and password protection)
- Linking presentation and real-time data on web pages
- The way in which measured values are displayed does not depend on the operating system; only a browser is needed (MS Internet Explorer, Firefox, Chrome, Opera, etc.).
- Diagrams and measured values can also be displayed on smartphones and tablet PCs.
- Security provided by SSL / TLS and user authentication
- Very easy to use: Images generated from the contents of a window can be transmitted as soon as the program starts - without needing any further settings. For particularly demanding tasks the HTML pages must first be adapted and connected to the web server.
- The wide variety of image formats and special parameters make for transparency and loss-free scaling and permit automatic updating. Powerful real-time compression algorithms minimize the volume of data to be transmitted.
- All the layout facilities available in HTML, DHTML, and CSS can be exploited; combining with JavaScript is also possible.
- Graphics, text, and measured value displays can be combined and merged completely seamlessly.
- The web designer is free to specify, more or less independently of AMR WinControl, how the measured value displays are to appear.
- The user receives current measured data without being exposed to any sort of security risk - because there is no need for Java or special plug-ins.



## SW5600WCV Package for long-term / continuous monitoring

This package, based on the AMR WinControl “professional” version, contains all the options and modules needed to implement long-term and continuous monitoring of critical measurable variables.

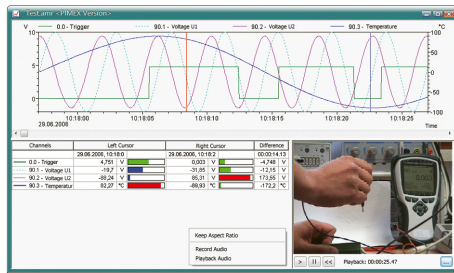
- Integrated user management with individually settable access rights and password protection
- Tamper-proof event list with sort and filter functions
- Trend monitoring - pre-alarm for signaling trend developments
- Signaling of alarms and events with user-specific confirmation and comments
- Alarm confirmation per web server (authentication and SSL / TLS available)
- Schedules: Automatic switching ON / OFF of alarm treatment for each measuring point, e.g. alarm treatment on working days between 6 and 18 o'clock only.
- Temporarily withdrawing certain measuring points from alarm treatment, e.g. for defrosting a cold room
- In the event of alarm an MS-Excel log can be printed out automatically. Users can modify the log provided or create their own.
- Failsafe: Automatic reading out of the device memory after loss of connection to the device
- Requirements: ALMEMO® device with failsafe mode and internal memory
- System configuration
- Integrity check on all measuring points and measuring instruments after program start
- Processing of measured and calculated variables in control and regulation functions
- Automatic printout and / or e-mail with daily files and event lists
- Including security package.



## Security package

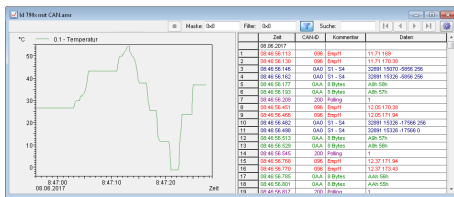
- Data security: Automatic backup of all automatically recorded data (daily and weekly files, measured values recorded on an event-controlled basis, event lists, etc.)
- Fail-safe: In the event of failure a watchdog is triggered for PC restart and / or signaling via relay.
- Including watchdog card

## PIMEX: combined measured value recording and video recording



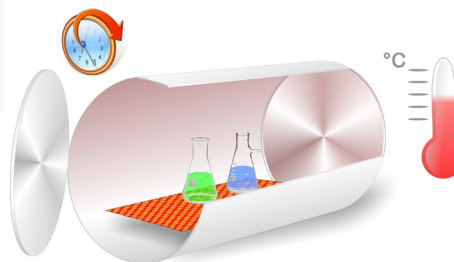
- Simultaneous acquisition of measured values from ALMEMO® devices together with video data from a digital source
- The measured data and video signal are synchronized and displayed together.
- The modes available are preview, record, and playback.
- PIMEX player is included in the professional version (WC3). The recording function is available as module (ZM14).
- Possible applications: Documentation / visualization of the process environment (e.g. for safety in the workplace, quality management, etc.)

## CAN trace: combined measured value recording and CAN data recording



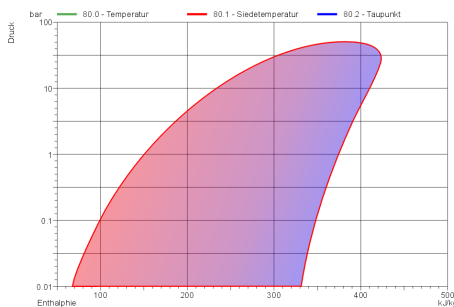
- Synchronous recording and display of measured data and CAN messages
- Navigation with cursor in the line graph and display of the associated CAN messages in a table
- Configurable decoding and color highlighting of the CAN data
- Search and filtering of the CAN data
- Export of CAN data to a TRC file
- Import of CAN data from a TRC file to measured data
- Support of PEAK-CAN adapter (USB or PCIE)

## Assistant for A0/F0 value



- Calculation of the A0 or F0 value during sterilization in AMR WinControl.
- Wizard for creating the appropriate calculation channels with specification of the temperature measuring points, the reference temperature and the z-value.
- Any number of independent calculations in parallel.
- Calculations can be performed live (online) or subsequently for recorded values.

## Assistant for refrigerant



- Calculations of dew point or boiling temperature.
- Wizard for creating the appropriate calculation channels with specification of pressure measuring points and data tables for desired refrigerant.
- Refrigerants can be added by the user.
- Any number of independent calculations in parallel.
- Calculations can be performed live (online) or afterwards.



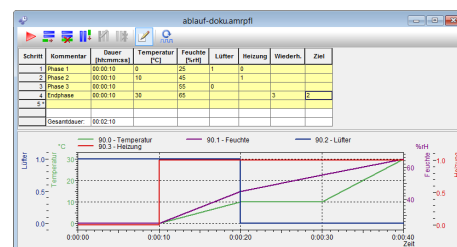
## Automation of test stations

- Management of up to 150 independent test stations (basic configuration: 10).
- Storage of assigned measurement data in separate files for each test station.
- Input of test parameters (DUT, tester, etc.) and data for controlling the test when starting a test station.
- Control of the test station and the test item via calculation channels and the setpoint generator.
- Export and archiving of test results.
- Output of test reports as PDF or to a printer.
- E-mail dispatch after the test.
- Optional: Control of the test station with barcode scanner.
- Optional: Output of test results to an SQL database (ODBC).
- On request complete test station automation by akrobit Software GmbH.



## Assistant for process sequence and setpoint generator

- Creation of time-controlled value and switching sequences via a graphical user interface.
- Tabular specification of times and values with repetitions
- Continuous progressions (ramps) as well as abrupt changes of values
- Waiting for signals
- Representation of the total course in a line diagram
- Parallel operation of several process sequences
- Support for all ALMEMO® analog and relay outputs, as well as supported third-party devices with setpoint specification such as climatic chambers and furnaces.



## Copy protection

- AMR WinControl incorporates a copy protection system which requires a PC-dependent code to enable it. To receive this code the user must first register the software by telephone, fax, or e-mail. Per licence purchased the software may be installed and operated on one computer.
- It is also possible as an option to request a hardware copy protection mechanism, a dongle; with this the software can be installed on any number of computers but will only run on that PC into which the dongle is currently plugged.
- With the akrobit® license server, it is possible to run the software on as many computers in the company network as licenses have been purchased, without the need for cumbersome replugging. The license is assigned dynamically when the software is started and closed. No additional USB dongle is required.



## AMR WinControl system requirements

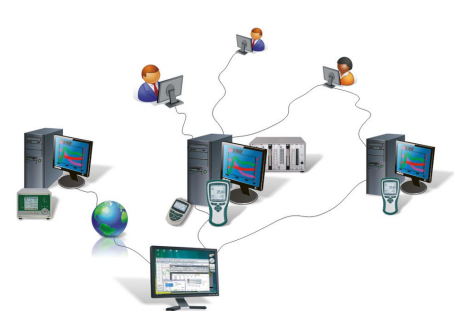
Components	Minimum configuration	Recommended configuration
Computer	Windows-PC (x86/x64)	Windows-PC (x86/x64)
Operating system	Windows 8.1, 10, 11, server 2016, 2019, 2022 (32 and 64 bit)	Windows 11
Memory	8192 MB	16384 MB
Free hard-disk capacity	30 MB	100 MB
Interfaces	USB	COM (RS232), USB, network card

RMT WinControl software for evaluating, monitoring, networking

11/2025 • We reserve the right to make technical changes.



- Program description**
- Access to measured values on one or more AMR WinControl data servers in a local network or via the Internet
  - Access to one measuring system by any number of users simultaneously
  - Open and evaluate AMR files
  - Same range of functions as AMR WinControl except for device access
  - At our site ([www.akrobit.de](http://www.akrobit.de)) you can find all the latest information regarding software versions and updates and also download the most recent trial version of the software.



- RMT WinControl can perform the following:**
- Monitoring of measured data from WinControl data servers at various locations
  - Evaluation of acquired measured data / files independent of the recording computer
  - Safe and secure access to the data acquisition system by “read-only” protocol
  - Additional alarm handling and recording independent of the recording computer
  - By accessing automatically stored files of an AMR WinControl and querying the measured value history, the evaluation computer does not have to run continuously.

Software versions	Order no.
Basic version (like SW5600WC2 except for device access and maximum 1 connection)	SW5600WCR2
Professional version (like SW5600WC3 except for device access and maximum 1 connection)	SW5600WCR3
Web server (like SW5600WC4 except for device access and any number of connections)	SW5600WCR4
Update to the latest software version	SW5600WCRU

Options	Order no.
Automatic generation of measured data files (daily files / weekly files)	SW5600WCRO2
Modem support	SW5600WCRO3
Alarm function (event list, alarm e-mail / SMS, switching of ALMEMO® output relays)	SW5600WCRO5
Data server	SW5600WCRO8
Web server	SW5600WCRO9
Extended evaluation functions, extended evaluation	SW5600WCRO10
<b>Additional modules</b>	
Thermal comfort calculations as per DIN 1946, EN ISO 7730	SW5600WCRZM1
Password protection	SW5600WCRZM2
Test bench manager (prerequisite: WCR3 / WCR4 or WCR2 + WCRO2)	SW5600WCRZM3
Thermal transmittance (U) wizard	SW5600WCRZM4
Thermal quantity wizard	SW5600WCRZM5
OPC export	SW5600WCRZM6
<b>Hardware copy protection</b>	
Hardlock USB dongle	SW5600HL

Minimum system requirements		
Component	Minimum configuration	Recommended configuration
Computer	Windows-PC (x86/x64)	Windows-PC (x86/x64)
Operating system	Windows 8.1, 10, 11, server 2016, 2019, 2022 (32 and 64 bit)	Windows 11
RAM	8192 MB	16384 MB
Free hard-disk capacity	25 MB	100 MB
Interfaces	Network card TCP/IP	Network card TCP/IP, Internet or VPN

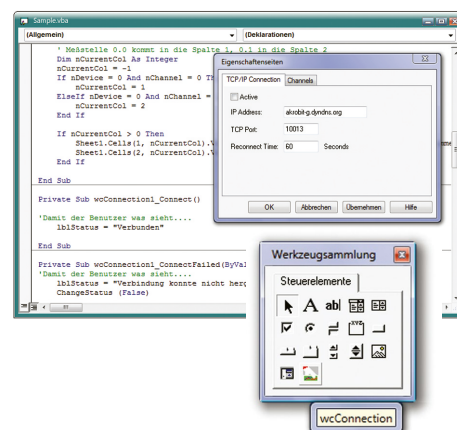
## WinControl client OCX and SimpleASCII server

### WinControl Client OCX

- Access to measured values on a WinControl data server in a local network or via Internet
- MS ActiveX® universal components for integrating in your own applications
- Client licence for data server included
- Including documentation and simple application example for MS Excel
- This requires an AMR WinControl WC4 or option WCO8.

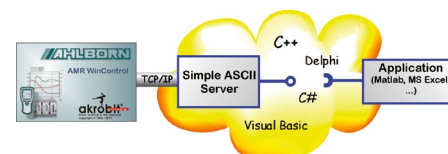


- Measured values from a WinControl data server can be transferred to your own applications by the WinControl client OCX.
- Current values and the measured value history can be scanned.
- Using OCX shortens development times appreciably because it relieves the developer of tasks involving communication with the data server.
- It can be incorporated in any application supporting OLE (Object Linking and Embedding) (e.g. MS Excel, Matlab, MS Access, MS SQL Server, etc.).
- Any programming language can be used for this purpose (C++, C#, Visual Basic (VB, VBA, VBS), Delphi, etc.).
- Since multiple objects can be used simultaneously, data from various data servers can be acquired and recorded. OCX needs to be installed on the system only once.

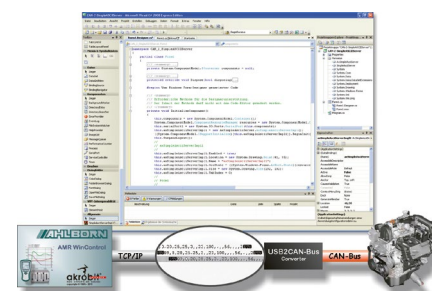


### Simple ASCII server

- Server component for sending data to AMR WinControl using the SimpleASCII protocol via TCP/IP
- MS ActiveX® universal components for integrating in your own applications
- Including SimpleASCII protocol licence
- Including documentation and simple application example for MS Excel.



- Using the SimpleASCII server measured values or data can be transferred to AMR WinControl from another source (application or measuring instrument).
- Using this component shortens development times appreciably because it relieves the developer of tasks involving the programming of a TCP/IP server; (in programming languages (e.g. VBA, VBS) this is not possible without additional components).
- It can be incorporated in any application supporting OLE (Object Linking and Embedding) (e.g. MS Excel, Matlab, MS Access, MS SQL Server, etc.).
- Any programming language can be used for this purpose (C++, C#, Visual Basic (VB, VBA, VBS), Delphi, etc.).
- With ActiveX-Control you can e.g. develop your own driver for incorporating an additional measuring instrument in AMR WinControl.



### Software version

Client licence with OCX (client licence for the AMR WinControl server and OCX developer's licence)  
SimpleASCII server (SimpleASCII protocol licence for AMR WinControl with ActiveX-Control)

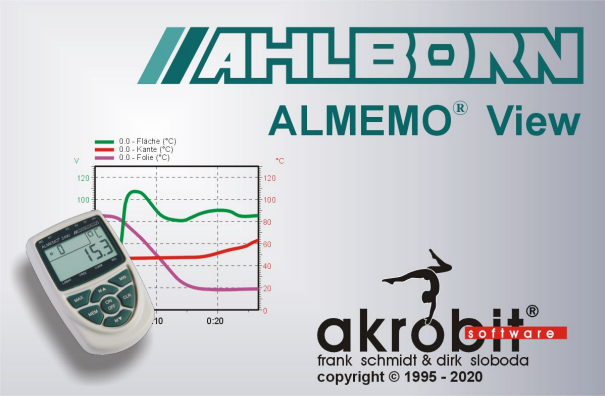
### Order no.

**SW5600COCX**  
**SW5600WCZM7**

### Minimum system requirements

The configuration actually needed depends on the software in which ActiveX-Control is integrated.

ALMEMO® View



**ALMEMO® View** is a software package that can be used to evaluate and display measured data on one ALMEMO® device with up to four measurement channels.

**ALMEMO® View** runs under MS-Windows and can be used to drive an ALMEMO® device with up to four measuring points.

As soon as the connection between the computer and the measuring instrument has been established the program detects and lists these measuring points automatically.

The measured values are then read at a sampling rate selected by the user.

**Data logger**

The measured value memory on an ALMEMO® data logger (maximum four measuring points) can be read out, displayed as a line chart or table, and saved to a file. The parameters needed to operate the measuring instrument can be set via a dialog and programmed with **ALMEMO® View**

**Display of measured values**

The recorded data can be displayed in numeric form, in a table, and as a line chart. It is possible to display just one measuring point or several measuring points at the same time in different modes.

**Saving measured values**

Measured values can be archived in line chart or table form.

**Printing out**

**ALMEMO® View** can also be used directly to print out diagrams, tables, or a list of all measuring points with their associated correction values, e.g. for the purposes of technical documentation. The results can be viewed in advance before printing out in the print preview. The program supports all printers that can normally be installed under MS-Windows.

**Documentation**

To compile protocols using some other software the line charts, tables, and lists in **ALMEMO® View** can be copied via the MS-Windows clip-board to other application programs.

**!** Please note:  
The ALMEMO® View does NOT work with ALMEMO® V7 devices.

Software versions	Order no.
Basic ALMEMO® View software for maximum four measuring channels (recommended for 1 measuring instrument with a maximum of 4 measuring channels, connection via 1 COM interface)	SW5500AV

**System requirements:**

**ALMEMO® View** can be run on a computer (x86/x64) with Windows XP or newer

## Thermocouples

Thermocouples consist of two spot-welded wires of different metals or alloys. The thermoelectric effect at the contact surface is used to measure temperatures. A relatively small thermoelectric voltage is caused, which depends on the temperature

difference between the measuring point and the connecting terminals.

### Accuracy, Operating Temperatures:

The basic values for the thermoelectric voltages and for the permissible tolerances of thermocouples are specified in standard

DIN/IEC 584. Our thermocouple sensors are available in two tolerance classes as per DIN/IEC 584-2.

According to DIN/IEC 584-2, the thermocouple sensors are available in different accuracy classes.

### Accuracy classes for the thermocouples type K or type N (extract)

class	range of validity	limiting deviation (in each case the greater value applies)
1 -	40 to 1000 °C	$\pm 1.5 \text{ K or } \pm 0.004 \times  t  \text{ K}$
2 -	40 to 1200 °C	$\pm 2.5 \text{ K or } \pm 0.0075 \times  t  \text{ K}$

The accuracy class is specified for every thermocouple sensor. The accuracy applies within the above specified range of validity. The operative range is specified for every sensor – depending on its construction. These values refer to the sensor tip. Additionally, the operative

ranges of the connecting cable and the transition sleeve (or similar) have to be considered.

The sensor handles and cables are usually resistant to temperatures up to +80 °C. Heat-resistant cables are also available on

request. Various types of thermocouples are available; these can be distinguished in terms of their temperature range, sensitivity, and in particular their compatibility with the test substance. The most popular thermocouple is the NiCr-Ni (type K).

## Connecting cable with thermal line (stranded wire)

### There is no adverse temperature effect at the juncture from measuring element to cable

With immediate effect, the sensor connecting cables for many sensor types will use a new thermal line (stranded wire, thermal line class 2) instead of the conventional compensation line. The transition from measuring element (sensor tip) to connecting cable (in the cable sleeve or in the handle) thus remains, even over a

wide temperature span (up to 200 °C), unaffected by temperature error; the usual measuring errors caused by temperature differences at the juncture when using a conventional compensation line can thus with the new thermal line be avoided.

For just a few sensor types and extension

cables a compensation line will continue to be used as previously. The compensation lines generally comply with Class 2 as per DIN 43722. For type K the operating temperature range of the compensation line is 0 to 150 °C.

## Resistor-Based Sensors (Pt100 Sensors)

When measuring the temperature the increase in resistance at increasing temperatures is utilised at the Pt100 sensors. The measuring resistor is fed with a constant current and the voltage drop at the resistor is measured as a function of the temperature. Due to the small resistance

variation (0.3 to 0.4  $\Omega/^\circ\text{C}$ ) the 4-conductor circuit should always be used to exclude any influences from the lead wires.

### Accuracy, operating temperatures:

According to DIN/IEC 751, measuring resistors are used for the Pt100 sensors. Several accuracy classes are defined for the Pt100 sensor.

### Accuracy classes of the Pt100 sensors (extract)

class	range of validity	limiting deviation
	wire-wound resistors	film resistor
B	-196 to +600 °C	-50 to +500 °C
A	-100 to +450 °C	-30 to +300 °C
		$\pm(0.3 + 0.005  t ) \text{ K}$
		$\pm(0.15 + 0.002  t ) \text{ K}$

The accuracy class is specified for every Pt100 sensor. Depending on the construction of the sensor, the higher

accuracies class A and 1/5 DIN class B are available on request. The accuracy applies within in the above specified range of

validity. Regarding the accuracy 1/5 DIN class B, the range of validity is sensor specific.



# Temperature

## Examples of Pt100 limiting deviations

temperature	limiting deviations		
	DIN class B	DIN class A	1/5 DIN class B*
0 °C	±0.3 K	±0.15 K	±0.06 K
100 °C	±0.8 K	±0.35 K	
200 °C	±1.3 K	±0.55 K	
300 °C	±1.8 K	±0.75 K	
	Higher accuracies available at extra cost	order no. OPG2**	order no. OPG5**

\* Range of validity is sensor specific

\*\* On request, depending on the construction of the sensor

The operative range is specified for every sensor – depending on its construction. These values refer to the sensor tip. Additionally, the operative ranges of the connecting cable and the transition sleeve (or similar) have to be considered. The

sensor handles and cables are usually resistant to temperatures up to +80 °C. Heat-resistant cables are available on request.

### Measuring ranges, resolution:

PT100 probes FP Axxx are by default

assigned measuring range PT100-1 (resolution 0.1 K). Measuring range PT100-2 (resolution 0.01 K) can be programmed as alternative on the 1st channel or in addition on the 2nd channel.

## Thermistors (NTC Sensors)

NTC sensors (thermistors) have a significantly higher resistance than Pt100 sensors. When measuring temperatures their negative temperature coefficient is utilised, i.e. the resistance is decreasing with increasing temperatures.

### Accuracy, operating temperatures:

The accuracy of the sensor element is manufacturer-specific. The sensor element is installed in a sensor and provided with a connecting cable and an ALMEMO® plug. Processing, crossing points, terminal

points and connecting cable influence the accuracy of the temperature sensor.

The following accuracy is specified for the NTC temperature sensor with a cable length of 2 meters:

### Accuracy of the NTC sensors

Range of validity	limiting deviation
-20 to < 0 °C	±0.4 K
0 to 70 °C	±0.2 K
>70 to 100 °C	±0.6 K

The accuracy applies within in the above specified range of validity.

The operative range is specified for every sensor – depending on its construction.

These values refer to the sensor tip. Additionally, the operative ranges of the connecting cable and the transition sleeve (or the like) have to be considered.

The handle of the sensor and the cable are heat resistant up to 80 °C.

## Types and Fields of Application

The construction variants of temperature sensors are as many and diverse as the measuring tasks.

$T_{max}$  is the maximum operating temperature of the sensor tip.

$T_{90}$  is the time required by the sensor to reach 90 % of the step response after a jump in temperature.

The specified  $T_{90}$  times refer to measuring operations in a moving liquid.

The temperature sensors listed are also available, on request, with other lengths and diameters.

<b>Surface sensors with flat measuring tip</b>	For measurements on good heat conductors, on even and plain surfaces.
<b>Surface sensor with spring-type thermocouple band</b>	For quick measurements, also on non-plain surfaces.
<b>Immersion probes</b>	For measurements in liquids, as well as powdery substances, air and gases.
<b>Sensors with heat-resistant measuring tip</b>	For measurements at extremely high temperatures.
<b>Sensor with penetrating tip</b>	For measurements in plastic and pasty substances.
<b>Sword probe</b>	For measurements in paper, cardboard and textile stacks.
<b>Transducer with free sensor</b>	For measurements in air and gases

## Sheathed sensors



- These reasonably priced sensors are for universal use (-200 to +1100 °C) and suitable for immersion measurements in liquids, air, and gases. The sheathed line, depending on diameter, can be bent - within certain limits.
- Different connection variants:  
With cable and ALMEMO® connector Order no. FxAxx,  
with cable and free ends, Order no. Fx0xx.  
Connector options:  
With THERM circular connector: Option T9020RS,  
with miniature Thermo flat connector: Option OT9020FS.

## Thermocouple sheathed sensors FTAx and FTANxx

Accuracy:	FTAx; NiCr-Ni thermocouple, type K, DIN class 1* FTANxx; NiCrSi-NiSi thermocouple, type N, DIN class 1*
Sensor tip, sheathed line:	diameter, length, operating temperature; see table; material Inconel 2.4816 Here the sensor tip and sheathed line are of the same diameter. These types are therefore also suitable for mounting with clamped screw connections.
Cable sleeve:	Brass, hexagonal, L = 65 mm, circumdiameter = 9 mm, operating temp. -40 to +160 °C
Standard cable:	1.5 meter FEP / silicone thermal line (stranded wire)* Operating temp. -50 to +200 °C There is no adverse temperature effect at the juncture from measuring element to cable.
Cable options:	Compensation line, PVC / PVC, insulated, operating temperature -20 to +105 °C The compensation line is also available, on request, with FEP / FEP, insulated.
ALMEMO® connector:	FTAx NiCr-Ni ZA9020FS with resolution 0.1 K FTANxx NiCrSi-NiSi ZA9021FSN with resolution 0.1 K

## Pt100 sheathed sensors FPAxx

Accuracy:	Pt100 film resistor, DIN class B*
Options:	DIN class A, 1/5 DIN class B Pt100 wire wound measuring resistor
Sensor tip:	diameter, length, operating temperature; see table; material stainless steel
Sheathed line:	diameter, length; see table; material stainless steel On certain types the sensor tip and sheathed line are of different diameter; (i.e. the sensor tip is thicker). These types are therefore not suitable for mounting with clamped screw connections. Types suitable for clamped screw connections are available on request.
Cable sleeve:	Brass, hexagonal, L = 65 mm, circumdiameter = 9 mm, operating temp. -40 to +160 °C
Standard cable:	1.5 meters line, FEP / silicone, insulated, operating temperature -50 to +200 °C
Cable options:	Line, PVC / PVC, insulated, operating temperature -20 to +105 °C The line is also available, on request, with FEP / FEP, insulated.
ALMEMO® connector:	Pt100, ZA9030FS1, with resolution 0.1 K Option: Pt100 ZA9030FS2 with resolution 0.01 K (standard with 1/5 DIN class B)

## NTC sheathed sensors FNAxx

Accuracy:	NTC type N (see beginning of chapter)
Sensor tip:	diameter, length, operating temperature; see table; material stainless steel
Sheathed line:	diameter, length; see table; material stainless steel On certain types the sensor tip and sheathed line are of different diameter; (i.e. the sensor tip is thicker). These types are therefore not suitable for mounting with clamped screw connections. Types suitable for clamped screw connections are available on request.
Cable sleeve:	Brass, hexagonal, L = 65 mm, circumdiameter = 9 mm, operating temp. -40 to +160 °C
Standard cable:	1.5 meters line, PVC / PVC, insulated, operating temperature -20 to +105 °C
Cable options:	Line, FEP / silicone, insulated, operating temperature -50 to +200 °C The line is also available, on request, with FEP / FEP, insulated.
ALMEMO® connector:	NTC, ZA9040FS, with resolution 0.01 K.

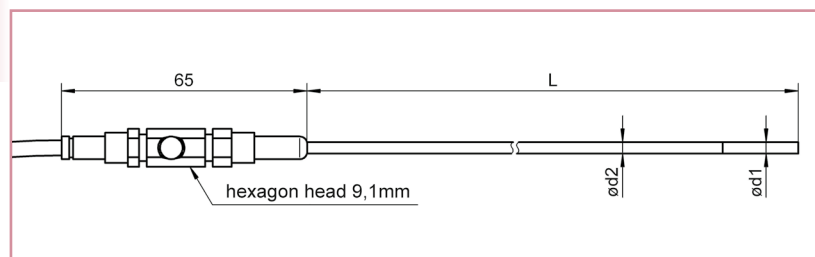
\* Range of validity see beginning of chapter

\*\* No temperature influence at the transition from the measuring element to the cable (see beginning of chapter)

DAkkS accredited calibration or factory calibration KT90xx temperature for sensor or measuring chain (sensor + device), see chapter „Calibration certificates“. DAkkS accredited calibration meets all the requirements regarding test resources laid down in DIN EN ISO/IEC 17025.

# Temperature

## Sheathed sensors



Sensor with:  
Sensor tip, dimensions d1,  
sheathed line, dimensions d2,  
overall length (including sensor tip) L,  
Cable sleeve, dimensions length = 65 mm,  
circumdiameter = 9 mm, Cable

### Thermocouple sheathed sensors NiCr-Ni, type K

Typical Application: universal, in range -40 °C to 900 °C

Diameter d1=d2	Operating temperature Sensor tip	Length L	Order no.
0.5 mm	-200...900 °C	50 mm	FTA05L0050
0.5 mm	-200...900 °C	100 mm	FTA05L0100
0.5 mm	-200...900 °C	250 mm	FTA05L0250
0.5 mm	-200...900 °C	500 mm	FTA05L0500
0.5 mm	-200...900 °C	1000 mm	FTA05L1000
1.5 mm	-200...1100 °C	100 mm	FTA15L0100
1.5 mm	-200...1100 °C	250 mm	FTA15L0250
1.5 mm	-200...1100 °C	500 mm	FTA15L0500
1.5 mm	-200...1100 °C	1000 mm	FTA15L1000
3.0 mm	-200...1100 °C	100 mm	FTA30L0100
3.0 mm	-200...1100 °C	250 mm	FTA30L0250
3.0 mm	-200...1100 °C	500 mm	FTA30L0500
3.0 mm	-200...1100 °C	1000 mm	FTA30L1000

Connection cable	Operative range	Length	Order no.
FEP/silicone Thermal line (stranded wire)	-50...200 °C	1.5 m	default
		5 m	OTK01L0050
PVC/PVC Compensation line	-20...105 °C	1.5 m	OTK02L0015
		5 m	OTK02L0050

### Thermocouple sheathed sensors NiCrSi-NiSi, type N

Typical application: in the range -200 °C to 1150 °C, long-term stability at high temperatures

Diameter d1=d2	Operating temperature Sensor tip	Length L	Order no.
1.5 mm	-200...1150 °C	500 mm	FTAN15L0500
1.5 mm	-200...1150 °C	750 mm	FTAN15L0750
1.5 mm	-200...1150 °C	1000 mm	FTAN15L1000
3.0 mm	-200...1150 °C	500 mm	FTAN30L0500
3.0 mm	-200...1150 °C	750 mm	FTAN30L0750
3.0 mm	-200...1150 °C	1000 mm	FTAN30L1000
6.0 mm	-200...1150 °C	500 mm	FTAN60L0500
6.0 mm	-200...1150 °C	750 mm	FTAN60L0750
6.0 mm	-200...1150 °C	1000 mm	FTAN60L1000

Connection cable	Operative range	Length	Order no.
FEP/silicone Thermal line (stranded wire)	-50...200 °C	1.5 m	default
		5 m	OTNK01L0050

DAkkS accredited calibration or factory calibration KT90xx temperature for sensor or measuring chain (sensor + device), see chapter „Calibration certificates“. DAkkS accredited calibration meets all the requirements regarding test resources laid down in DIN EN ISO/IEC 17025.

## Resistor-based sensors Pt100 4L

Typical Application: universal, in range -40 °C to 400 °C

Diameter d1 Sensor tip	Diameter d2, Sheathed line	Operating temp. Sensor tip	Length L	Order no.
1.5 mm	1.5 mm**	-40...400 °C	100 mm	FPA15L0100
1.5 mm	1.5 mm**	-40...400 °C	250 mm	FPA15L0250
1.5 mm	1.5 mm**	-40...400 °C	500 mm	FPA15L0500
2.2 mm*	2.0 mm	-40...400 °C	100 mm	FPA22L0100
2.2 mm*	2.0 mm	-40...400 °C	250 mm	FPA22L0250
2.2 mm*	2.0 mm	-40...400 °C	500 mm	FPA22L0500
3.2 mm*	2.8 mm	-40...400 °C	100 mm	FPA32L0100
3.2 mm*	2.8 mm	-40...400 °C	250 mm	FPA32L0250
3.2 mm*	2.8 mm	-40...400 °C	500 mm	FPA32L0500

\* This sensor type (reinforced tip) is not suitable for clamped screw connections.

Suitable types FPA20Lx or FPA30Lx with same end-to-end diameter are available on request.

\*\* Too strong bending of / kinking of the sheathed line should be avoided.

Options	Order no.
Accuracy class B	default
Accuracy class A	OPG2
Accuracy class 1/5 DIN Class B*	OPG5
<b>Wire-wound measuring resistor</b> operating range -100 ... 450 °C	OPM1
* at 0 °C	

Connection cable	Operative range	Length	Order no.
FEP/silicone	-50...200 °C	1.5 m 5 m	default OPK01L0050
PVC/PVC	-20...105 °C	1.5 m 5 m	OPK02L0015 OPK02L0050

## Resistor-based sensors NTC

Typical Application: universal, in range 0 °C to typ. 70 °C

Diameter d1 Sensor tip	Diameter d2, Sheathed line	Operating temp. Sensor tip	Length L	Order no.
2.0 mm	2.0 mm	-20...100 °C	100 mm	FNA20L0100
2.0 mm	2.0 mm	-20...100 °C	250 mm	FNA20L0250
2.0 mm	2.0 mm	-20...100 °C	500 mm	FNA20L0500
3.2 mm*	2.8 mm	-20...100 °C	100 mm	FNA32L0100
3.2 mm*	2.8 mm	-20...100 °C	250 mm	FNA32L0250
3.2 mm*	2.8 mm	-20...100 °C	500 mm	FNA32L0500

\* This sensor type (reinforced tip) is not suitable for clamped screw connections.

Suitable types with same end-to-end diameter are available on request.

Connection cable	Operative range	Length	Order no.
PVC/PVC	-20...105 °C	1.5 m 5 m	default OPK02L0050

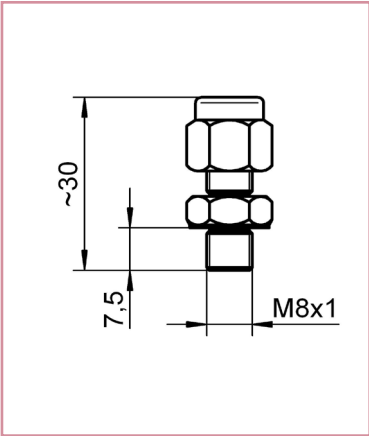
# Temperature

## Handle for sensors with hexagonal cable sleeve



Option Handle including fitting      **Order no. OFH1**

## Clamp screw connection ZT943xKV



**Operative range**  
For sheath elements

**Option:**  
Notched steel ring  
(once fitted, cannot be removed)  
 $T_{max} = 800\text{ °C}$   
For ZT9431KV  
Order no. OT9431ST  
For ZT9432KV  
Order no. OT9432ST

Variants (with PTFE clamping ring)	Order no.
for types FTA15Lxxxx, FPA16Lxxxx	<b>ZT9431KV</b>
for types FTA30Lxxxx, FPA30Lxxxx and FNA30Lxxxx	<b>ZT9432KV</b>

Technical data	
Operating temperature	up to maximum 250 °C with option up to 800 °C
Thread	M8x1, 13 AF

## Heat-conducting paste ZB9000WP

For surface measurement, operative range -30 to +200 °C, heat-conducting paste, tube, 12 ml      **Order no. ZB9000WP**



## NiCr-Ni-sensor FTA 15 P1



For immersion measurement

Accuracy: NiCr-Ni class 1\*  
 Measuring tip: Operative range -200...+1100 °C  
 200 x 1.5 mm, sheathed line, Inconel  
 $T_{90}^*$ : 1.5 s  
 Cable: 1.5 m FEP/silicone thermal line\*\*  
 with ALMEMO® connector

L = 200 mm  
 (No variants available)  
 Option: Handle mounted

**Order no. FTA15P1**  
**Order no. OFH1**

## Pt100-sensor FPA 32 P1



For immersion measurement

Accuracy: Pt100 film resistor, class B\*  
 Measuring tip: Operative range -40...+400 °C  
 200 x 2.8 Measuring tip reinforced 3.2 mm,  
 sheathed line stainless steel  
 $T_{90}^*$ : 10 s  
 Cable: 1.5 m PVC / PVC  
 with ALMEMO® connector

L = 200 mm  
 (No variants available)  
 Option: Handle mounted

**Order no. FPA32P1**  
**Order no. OFH1**

## NTC-sensor FNA 305



For Indoor air measurements

Accuracy: NTC, see beginning of chapter  
 Measuring tip: Operative range -10 to +60 °C  
 (non-condensing)  
 Protective tube in stainless steel  
 Diameter = 3.0 mm, length = 50 mm  
 mounted directly on ALMEMO® connector  
 $T_{90}$ : 8 s

L = 50 mm  
 (No variants available)

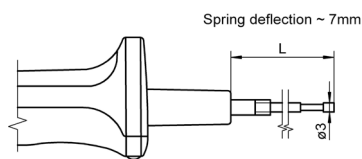
**Order no. FNA305**

\* Range of validity see beginning of chapter

\*\* There is no adverse temperature effect at the juncture from measuring element to cable. See beginning of chapter

# Temperature

## NiCr-Ni sensor with handle FTA 120x

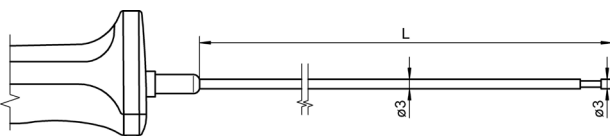


For surface measurement and immersion measurement

Accuracy: NiCr-Ni class 1\*  
 Measuring tip: Operative range -200...+400 °C  
 Silver rivet, level, spring-loaded,  
 not electrically isolated  
 T<sub>90</sub> \*: 3 s  
 Handle\*: 138 mm  
 Cable: 1.5 m PVC

L = 30 mm **Order no. FTA1201**  
 L = 150 mm **Order no. FTA1202**

## NiCr-Ni sensor with handle FTA 122 LxxxxH

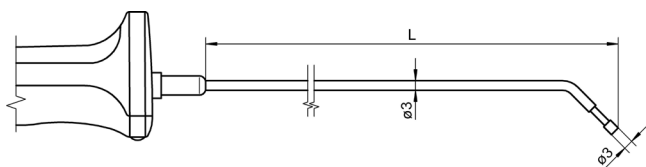


For surface measurement and immersion measurement

Accuracy: NiCr-Ni class 1\*  
 Measuring tip: Operative range -200...+400 °C  
 Silver rivet, level, not electr. isolated  
 T<sub>90</sub> \*: 3 s  
 Handle\*: 127 mm  
 Cable: 1.5 m FEP/silicone thermal line\*\*

L = 50 mm **Order no. FTA122L0050H**  
 L = 100 mm **Order no. FTA122L0100H**  
 L = 200 mm **Order no. FTA122L0200H**

## NiCr-Ni sensor with handle FTA 121 LxxxxH

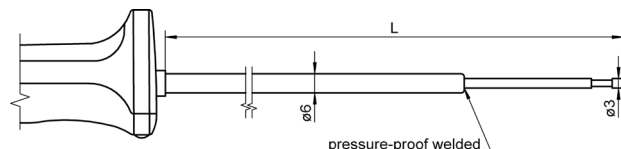


For surface measurement and immersion measurement

Accuracy: NiCr-Ni class 1\*  
 Measuring tip: Operative range -200...+400 °C  
 Silver rivet, level, angled,  
 not electrically isolated  
 T<sub>90</sub> \*: 3 s  
 Handle\*: 127 mm  
 Cable: 1.5 m FEP/silicone thermal line\*\*

L = approx. 50 mm **Order no. FTA121L0050H**  
 L = approx. 200 mm **Order no. FTA121L0200H**

## NiCr-Ni sensor with handle FTA 150 LxxxxH



For surface measurement and immersion measurement

Accuracy: NiCr-Ni class 1\*  
 Measuring tip: Operative range -200...+800 °C  
 Stainless-steel rivet, level,  
 electrically isolated  
 T<sub>90</sub> \*: 3 s  
 Handle\*: 127 mm  
 Cable: 1.5 m FEP/silicone thermal line\*\*

L = 350 mm **Order no. FTA150L0350H**  
 L = 700 mm **Order no. FTA150L0700H**  
 L = 1250 mm **Order no. FTA150L1250H**

\* Range of validity see beginning of chapter

\*\* There is no adverse temperature effect at the juncture from measuring element to cable. See beginning of chapter

DAkkS accredited calibration or factory calibration KT90xx temperature for sensor or measuring chain (sensor + device), see chapter „Calibration certificates“. DAkkS accredited calibration meets all the requirements regarding test resources laid down in DIN EN ISO/IEC 17025.

## NiCr-Ni sensor FTA 109 P



For surface measurement

Accuracy: NiCr-Ni class 2\*  
 Measuring tip: Operative range -50...+500 °C  
 Thermal ribbon, not electr. isolated  
 Measuring head approx. 15 mm diameter  
 $T_{90}^*$ : 1 s  
 Cable: 1.5 m FEP/silicone thermal line\*\*

L = approx. 180 mm  
 Sensor with handle  
 (No variants available)  
 Calibratable up to 200 °C

**Order no. FTA109P**  
**Order no. FTA109PH**

## NiCr-Ni sensor FTA 104 P



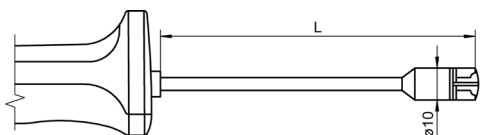
For surface measurement

Accuracy: NiCr-Ni class 2\*  
 Measuring tip: Operative range -50...+500 °C  
 Thermal ribbon, not electr. isolated  
 Measuring head approx. 15 mm diameter  
 $T_{90}^*$ : 1 s  
 Cable: 1.5 m FEP/silicone thermal line\*\*

L = approx. 180 mm,  
 with 90 ° angle, approx. 50 mm  
 Sensor with handle  
 (No variants available)  
 Calibratable up to 200 °C

**Order no. FTA104P**  
**Order no. FTA104PH**

## NiCr-Ni sensor with handle FTA 153 LxxxxH

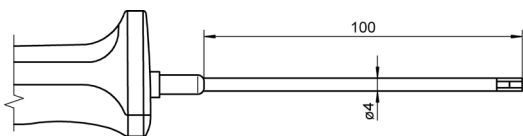


For surface measurement

Accuracy: NiCr-Ni class 2\*  
 Measuring tip: Operative range -200...+250 °C  
 Thermal ribbon, crossed,  
 not electrically isolated  
 $T_{90}^*$ : 1.5 s  
 Handle\*: 127 mm  
 Cable: 1.5 m PVC

L = 100 mm **Order no. FTA153L0100H**

## NiCr-Ni sensor with handle FTA 1535 LxxxxH



For surface measurement

Accuracy: NiCr-Ni class 2\*  
 Measuring tip: Operative range -200...+250 °C  
 Thermal ribbon, not electr. isolated  
 $T_{90}^*$ : 2 s  
 Handle\*: 127 mm  
 Cable: 1.5 m PVC

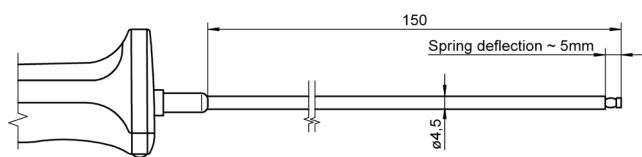
L = 100 mm **Order no. FTA1535L0100H**

\* Range of validity see beginning of chapter

\*\* There is no adverse temperature effect at the juncture from measuring element to cable. See beginning of chapter

# Temperature

## NiCr-Ni sensor with handle FTA 420 LxxxxH

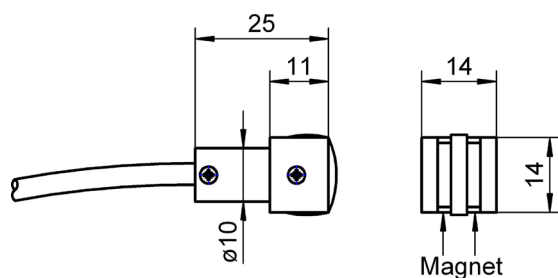


For surface measurement on level surfaces

Accuracy: NiCr-Ni class 1\*  
 Measuring tip: Operative range -50...+500 °C  
 Silver disc, spring-loaded,  
 not electrically isolated  
 $T_{90}^*$ : 2 s  
 Handle\*: 127 mm  
 Cable: 1.5 m FEP/silicone thermal line\*\*

L = 150 mm **Order no. FTA420L0150H**

## NiCr-Ni sensor FTA 025 P



Magnet sensor for surface measurement

Accuracy: NiCr-Ni class 2\*  
 Measuring tip: Operative range -50...+250 °C  
 Thermal ribbon, not electr. isolated  
 Fastened by magnet  
 $T_{90}^*$ : 1.5 s  
 Cable: 2 m silicone thermal line\*\*

Magnet sensor  
 (No variants available) **Order no. FTA025P**



Magnet sensor with Velcro fastener e.g. for pipework

Velcro fastener: approx. 400 mm,  
 for pipe diameter appr. 10 to 75 mm  
 Operating range: -10 ... +110 °C  
 mounted on sensor tip

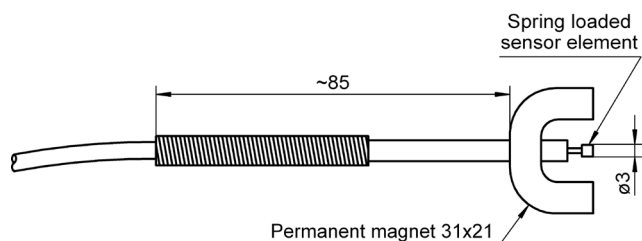
Magnet sensor, including Velcro fastener  
**Order no. FTA025PKB**

\* Range of validity see beginning of chapter

\*\* There is no adverse temperature effect at the juncture from measuring element to cable. See beginning of chapter

DAkkS accredited calibration or factory calibration KT90xx temperature for sensor or measuring chain (sensor + device), see chapter „Calibration certificates“. DAkkS accredited calibration meets all the requirements regarding test resources laid down in DIN EN ISO/IEC 17025.

## NiCr-Ni sensor FTA 131

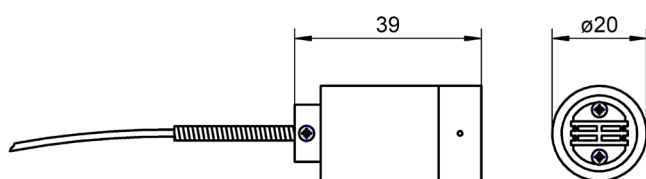


Magnet sensor for surface measurement

Accuracy: NiCr-Ni class 2\*  
 Measuring tip: Operative range -50...+100 °C  
 Silver rivet, level, spring-loaded,  
 not electrically isolated  
 Fastened by magnet  
 $T_{90}^*$ : 3 s  
 Cable: 3 m FEP/silicone

Magnet sensor **Order no. FTA131**

## NiCr-Ni sensor FTA 026 P

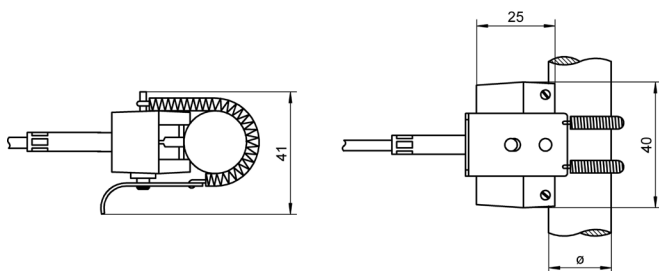


For surface measurement

Accuracy: NiCr-Ni class 1\*  
 Measuring tip: Operative range -50...+250 °C  
 Thermal ribbon,  
 not electrically isolated  
 $T_{90}^*$ : 1.5 s  
 Cable: 0.9 m line, PTFE compensating cable

Ribbon sensor **Order no. FTA026P**  
 (No variants available)

## NiCr-Ni sensor FTA 8068



For surface measurement on pipes

Accuracy: NiCr-Ni class 2\*  
 Measuring tip: Operative range -50...+120 °C  
 Thermal ribbon, not electr. isolated  
 Fastened by pipe clamp  
 (spring-loaded)  
 $T_{90}^*$ : 3 s  
 Pipe diameter: 12...25 mm  
 Cable: 1.2 m PVC

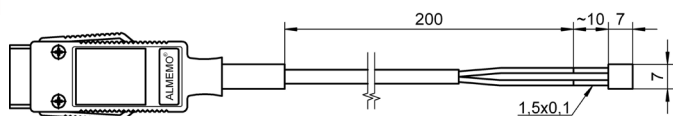
Pipe clamp sensor **Order no. FTA8068**

\* Range of validity see beginning of chapter



# Temperature

## NiCr-Ni film thermocouple FTA 683



For surface measurement

Accuracy: NiCr-Ni class 2\*  
 Measuring tip: Operative range -100 to +200 °C  
 Foil, Insulation Kresol  
 $T_{90}$  \*: 2 s

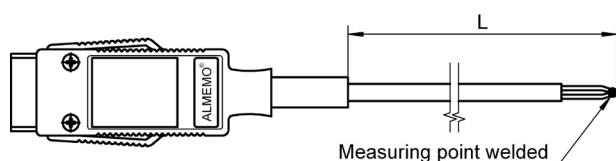
with permanently connected FEP / silicone thermal line (stranded wire)\*\*

-50 to +200 °C, 2 meters, with ALMEMO® connector

**Order no. FTA683**

Measuring element without cable, free ends  
 (for your own sensors) **Order no. FT0683**

## NiCr-Ni sensor FTA 390 x



For surface measurement

Accuracy: NiCr-Ni class 2\*  
 Measuring tip: Thermowire, welded,  
 not electrically isolated  
 $T_{90}$  \*: 3 s  
 Wire: 1.5 m

Insulation, glass fiber,  
 Operative range -25...+350 °C (short time up to 400 °C)


**Order no. FTA3900**

Insulation FEP,  
 Operative range -200...+205 °C **Order no. FTA39010**

\* Range of validity see beginning of chapter

\*\* There is no adverse temperature effect at the juncture from measuring element to cable. See beginning of chapter

## Digital infra-red sensor for measuring surface temperature FIAD43



Operative range: -40...600 °C,  
 Miniature probe head, with cable and ALMEMO® D6 plug  
 and 1 mounting nut

Cable length = 1 m

**Order no. FIAD4332**


Cable length = 3 m

**Order no. FIAD4332L3**

For technical data, see chapter infrared measuring technology

DAkkS accredited calibration or factory calibration KI9xxx temperature for digital sensor, see chapter „Calibration certificates“.

## Compact infra-red probe head FIA844



Operative range: -20...500 °C,  
 Probe head, with cable and ALMEMO® plug  
 and 2 mounting nuts

Cable length = 1 m

**Order no. FIA844**

Cable length = 3 m

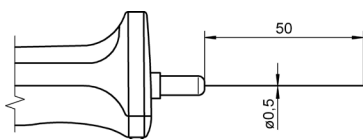
**Order no. FIA844L3**

For technical data, see chapter infrared measuring technology

Factory calibration KI9xxx temperature for sensor, see chapter „Calibration certificates“.

DAkkS accredited calibration or factory calibration KT90xx temperature for sensor or measuring chain (sensor + device), see chapter „Calibration certificates“. DAkkS accredited calibration meets all the requirements regarding test resources laid down in DIN EN ISO/IEC 17025.

## NiCr-Ni sensor with handle FTA 05 L0050H

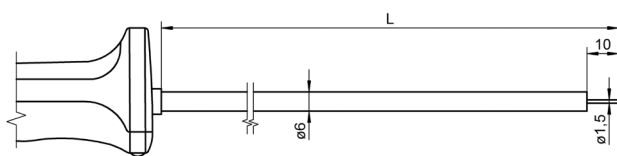


For immersion measurement

Accuracy: NiCr-Ni class 1\*  
 Measuring tip: Operative range -200...+500 °C  
 Sheathed line, Inconel  
 $T_{90}^*$ : 0.8 s  
 Handle\*: 127 mm  
 Cable: 1.5 m FEP/silicone thermal line\*\*

L = 50 mm **Order no. FTA05L0050H**

## NiCr-Ni sensor with handle FTA 125 LxxxxH

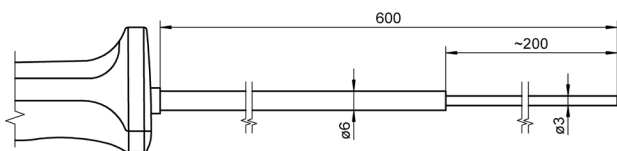


For immersion measurement

Accuracy: NiCr-Ni class 1\*  
 Measuring tip: Operative range -200...+800 °C  
 Sheathed line, Inconel  
 $T_{90}^*$ : 1.5 s  
 Handle\*: 127 mm  
 Cable: 1.5 m FEP/silicone thermal line\*\*

L = 300 mm **Order no. FTA125L0300H**

## NiCr-Ni sensor with handle FTA 126 LxxxxH

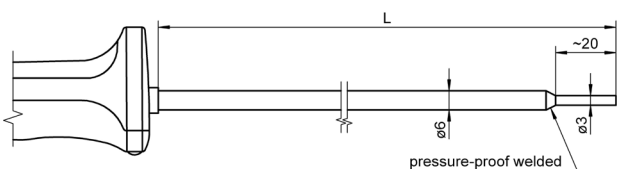


For immersion measurement

Accuracy: NiCr-Ni class 1\*  
 Measuring tip: Operative range -200...+800 °C  
 Sheathed line, Inconel  
 $T_{90}^*$ : 2.5 s  
 Handle\*: 127 mm  
 Cable: 1.5 m FEP/silicone thermal line\*\*

L = 600 mm **Order no. FTA126L0600H**

## NiCr-Ni sensor with handle FTA 1261 LxxxxH



For immersion measurement in plastic and pasty substances,  
 e.g. bitumen

Accuracy: NiCr-Ni class 1\*  
 Measuring tip: Operative range -200...+500 °C  
 Sheathed line, Inconel  
 $T_{90}^*$ : 3 s  
 Handle\*: 127 mm  
 Cable: 1.5 m FEP/silicone thermal line\*\*

L = 150 mm **Order no. FTA1261L0150H**  
 L = 300 mm **Order no. FTA1261L0300H**

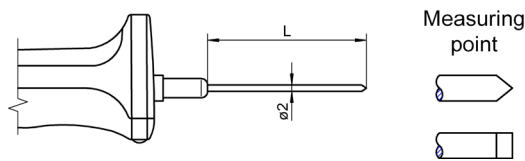
\* Range of validity see beginning of chapter

\*\* There is no adverse temperature effect at the juncture from measuring element to cable. See beginning of chapter

DAkkS accredited calibration or factory calibration KT90xx temperature for sensor or measuring chain (sensor + device), see chapter „Calibration certificates“. DAkkS accredited calibration meets all the requirements regarding test resources laid down in DIN EN ISO/IEC 17025.

# Temperature

## NiCr-Ni sensor with handle FTA 123 LxxxxH

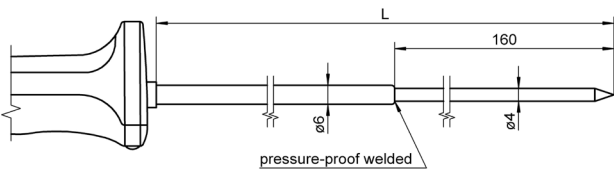


For immersion measurement in plastic and pasty substances

Accuracy:	NiCr-Ni class 1*
Measuring tip:	Operative range -200...+300 °C Penetrating tip
T <sub>90</sub> *:	3 s
Handle*:	127 mm
Cable:	1.5 m FEP/silicone thermal line**

L = 50 mm	<b>Order no. FTA123L0050H</b>
L = 100 mm	<b>Order no. FTA123L0100H</b>

## NiCr-Ni sensor with handle FTA 1231 LxxxxH



For immersion measurement in plastic and pasty substances

Accuracy:	NiCr-Ni class 1*
Measuring tip:	Operative range -200...+400 °C Penetrating tip, cone stainless steel 1.4541
T <sub>90</sub> *:	6 s
Handle*:	127 mm
Cable:	1.5 m FEP/silicone thermal line**

L = 250 mm	<b>Order no. FTA1231L0250H</b>
------------	--------------------------------

\* Range of validity see beginning of chapter  
\*\* There is no adverse temperature effect at the juncture from measuring element to cable. See beginning of chapter

## NiCr-Ni thermowire T 190-0



Accuracy: NiCr-Ni class 2\*  
 Insulation: Glass fiber (wires and sheath)  
 Operating temp.: -25 °C to +350 °C (short time up to 400 °C)  
 Wire diameter: 0.5 mm  
 External diameter: approx. 1.3 x 2.1 mm

NiCr-Ni thermowire per meter  
 with glass fiber covering **Order no. LT01900**  
 NiCr-Ni thermowire sensor, welded tip, with  
 ALMEMO® connector 1.5 m long **Order no. FTA3900**  
 ALMEMO® connector 5 m long **Order no. FTA3900L05**

## NiCr-Ni thermowire T 190-1



Accuracy: NiCr-Ni class 2\*  
 Insulation: Glass fiber (wires and sheath)  
 Operating temp.: -25 °C to +350 °C (short time up to 400 °C)  
 Wire diameter: 0.2 mm  
 External diameter: approx. 0.6 x 1.0 mm

NiCr-Ni thermowire per meter  
 with glass fiber covering **Order no. LT01901**  
 NiCr-Ni thermowire sensor, welded tip, with  
 ALMEMO® connector 1.5 m long **Order no. FTA3901**  
 ALMEMO® connector 5 m long **Order no. FTA3901L05**

## NiCr-Ni thermowire T 190-2



Accuracy: NiCr-Ni class 2\*  
 Insulation: PVC (wires and sheath)  
 Operating temp.: -10 °C to +105 °C  
 Wire diameter: 0.5 mm  
 External diameter: approx. 2.2 x 3.4 mm

NiCr-Ni thermowire per meter  
 with PVC insulation **Order no. LT01902**  
 NiCr-Ni thermowire sensor, welded tip, with  
 ALMEMO® connector 1.5 m long **Order no. FTA3902**  
 ALMEMO® connector 5 m long **Order no. FTA3902L05**

## NiCr-Ni thermowire T 190-3



Accuracy: NiCr-Ni class 2\*  
 Insulation: Silicone (wires and sheath)  
 Operating temp.: -45 °C to +200 °C  
 Wire diameter: 0.5 mm  
 External diameter: approx. 4 mm

NiCr-Ni thermowire per meter  
 with silicone insulation **Order no. LT01903**  
 NiCr-Ni thermowire sensor, welded tip, with  
 ALMEMO® connector 1.5 m long **Order no. FTA3903**  
 ALMEMO® connector 5 m long **Order no. FTA3903L05**

\* Range of validity see beginning of chapter

DAkkS accredited calibration or factory calibration KT90xx temperature for sensor or measuring chain (sensor + device), see chapter „Calibration certificates“. DAkkS accredited calibration meets all the requirements regarding test resources laid down in DIN EN ISO/IEC 17025.

# Temperature

## NiCr-Ni thermowire T 190-10



Accuracy: NiCr-Ni class 2\*  
Insulation: FEP (Wires and sheath)  
Operating temp.: -200 °C to +205 °C  
Wire diameter: 0.5 mm  
External diameter: approx. 1.5 x 2.5 mm

NiCr-Ni thermowire per meter  
with FEP insulation **Order no. LT019010**  
NiCr-Ni thermowire sensor, welded tip, with  
ALMEMO® connector 1.5 m long **Order no. FTA39010**  
ALMEMO® connector 5 m long **Order no. FTA39010L05**

## NiCr-Ni thermowire T 190-11



Accuracy: NiCr-Ni class 2\*  
Insulation: FEP (Wires and sheath)  
Operating temp.: -200 °C to +205 °C  
Wire diameter: 0.2 mm  
External diameter: approx. 1.3 x 2.0 mm

NiCr-Ni thermowire per meter  
with FEP insulation **Order no. LT019011**  
NiCr-Ni thermowire sensor, welded tip, with  
ALMEMO® connector 1.5 m long **Order no. FTA39011**  
ALMEMO® connector 5 m long **Order no. FTA39011L05**

## NiCr-Ni thermowire T 190-7



Accuracy: NiCr-Ni class 2\*  
Insulation: Ceramic fiber (Wires and sheath)  
Operating temp.: -40 °C to +1200 °C  
Wire diameter: 0.8 mm  
External diameter: approx. 3 x 4 mm

NiCr-Ni thermowire per meter  
with ceramic fiber insulation **Order no. LT01907**  
NiCr-Ni thermowire sensor, welded tip, with  
ALMEMO® connector 1.5 m long **Order no. FTA3907**  
ALMEMO® connector 5 m long **Order no. FTA3907L05**

Only for dry, non-aggressive environments!

## NiCr-Ni compensation line T 191-1



Compensation line: NiCr-Ni  
Insulation: PVC (Wires and sheath)  
Operating temp.: -10 °C to +105 °C  
Wire diameter: 0.5 mm  
External diameter: approx. 3.6 mm

NiCr-Ni bunched conductor with PVC insulation,  
for each meter **Order no. LT01911**

Other types are available on request.

LT01912 Insulation Silicone/silicone/glass filament, up to 200 °C  
LT01913 Insulation PVC / screening film / PVC, up to 105 °C

## NiCr-Ni thermal line (stranded wire) T 191-6



Thermal line (stranded wire): NiCr-Ni\*  
Insulation: Wires: FEP, sheath: silicone  
Operating temp.: -50...+200 °C  
Wire diameter: 0.7 mm  
External diameter: approx. 3.8 mm

NiCr-Ni thermal line (stranded wire) with FEP / silicone  
insulation, per meter **Order no. LT01916**


\* Range of validity see beginning of chapter

\*\* There is no adverse temperature effect at the juncture from measuring element to cable. See beginning of chapter

DAkkS accredited calibration or factory calibration KT90xx temperature for sensor or measuring chain (sensor + device), see chapter „Calibration certificates“. DAkkS accredited calibration meets all the requirements regarding test resources laid down in DIN EN ISO/IEC 17025.



## ALMEMO® connector for thermocouples (see Chapter Input connectors)



### For Types K, N, L, J, T

(no thermo-electric transition / with thermal material)

NiCr-Ni (K)	Order no. ZA9020FS
NiCrSi-NiSi (N)	Order no. ZA9021FSN
Fe-CuNi (J)	Order no. ZA9021FSJ
Cu-CuNi (T)	Order no. ZA9021FST

### For Types U, S, R, B, AuFe-Cr

Cu-CuNi (U)	Order no. ZA9000FSU
PtRh10-Pt (S)	Order no. ZA9000FSS
PtRh13-Pt (R)	Order no. ZA9000FSR
PtRh30-PtRh6 (B)	Order no. ZA9000FSB
AuFe-Cr (A)	Order no. ZA9000FSA


## ALMEMO® adapter plug with miniature flat socket



### For Types K, J, T, S

NiCr-Ni (K)	Order no. ZKA029RA
NiCrSi-NiSi (N)	Order no. ZNA029RA
Fe-CuNi (J)	Order no. ZJA029RA
Cu-CuNi (T)	Order no. ZTA029RA
PtRh-Pt (S)	Order no. ZSA029RA

## Miniature flat connectors for thermocouples types K, J, T, S, E



### Examples for NiCr-Ni (K):

NiCr-Ni flat socket	Order no. ZK9029FB
NiCr-Ni flat connector	Order no. ZK9029FS
Locking plate (10 pieces)	Order no. ZB9029VP
NiCr-Ni single built-in socket	Order no. ZK9029FE
1-row panel with NiCr-Ni socket	Order no. ZK9029FB1
6-row panel with NiCr-Ni socket	Order no. ZK9029FB6

- Connectors with thermo contacts for avoiding voltage corruption at thermocouple junctions.
- For ambient temperatures -183 to +200 °C.
- Locking plate for complete coupling.

Order numbers for the above examples are compiled from the following coding elements: Z①9029F②③.

The coding elements can be taken from the table below.

### Ordering:

Type ①	Color (IEC 584)	Variant ②	Panel ③	Panel dimensions
NiCr-Ni (K)	green	Male connector = S	1 unit (1 row)	38 x 38 x 2.5 mm
NiCrSi-NiSi (N)	pink	Female connector = B	6 units (1 row)	113 x 38 x 2.5 mm
Fe-CuNi (J)	black		12 units (1 row)	203 x 38 x 2.5 mm
Cu-CuNi (T)	brown		24 units (2 rows)	203 x 76 x 2.5 mm
NiCr-CuNi (E)	lilac			mounting depth: 25.4 mm
PtRh-Pt (S)	orange			

DAkkS accredited calibration or factory calibration KT90xx temperature for sensor or measuring chain (sensor + device), see chapter „Calibration certificates“. DAkkS accredited calibration meets all the requirements regarding test resources laid down in DIN EN ISO/IEC 17025.

# Temperature

## Pt100 temperature sensors for special applications in humid conditions up to 150 / 250 °C

High-grade Pt100 resistance sensor  
For measuring operations in very humid atmospheric conditions  
Operative over a wide range of temperatures

## Pt100 temperature sensors for applications in laboratories and medical engineering



Especially suitable for measuring temperatures in autoclaves, sterilizing units, high-temperature steam applications, vacuum applications, and freeze drying units

### Variants

Pt100 sensor, cable length = 5 m, ALMEMO® plug

### Technical data

Accuracy

Protective tube

Operative range

Cable

Working pressure

Protective class

ALMEMO® plug

Pt100 film resistor, class A\*  
Stainless steel, diameter 3 mm,  
length 20 mm  
-30 to +150 °C  
PFA, length 5 m  
maximum 3.0 bar  
IP69K  
Pt100 with resolution 0.01 K.

Order no. FPA30K20L0020

## Pt100 temperature sensors for industrial applications in air-conditioning / heat cabinets



Especially suitable for measuring temperatures in air-conditioning / heat cabinets with high atmospheric humidity  
Operative over a wide range of temperatures

### Variants

Pt100 sensor, cable length = 5 m, ALMEMO® plug

Pt100 sensor, cable length = 10 m, ALMEMO® plug

### Technical data

Accuracy

Protective tube

Operative range

Cable

Protective class

ALMEMO® plug

Pt100 film resistor, class A\*  
Stainless steel, diameter 4 mm,  
length 50 mm  
-100 to +250 °C  
PFA  
IP68  
Pt100 with resolution 0.01 K.

Order no. FPA40ST0050S01KL0050

Order no. FPA40ST0050S01KL0100

## Digital Pt100 temperature sensor with ALMEMO® D7 connector

ALMEMO® D7

- The digital ALMEMO® D7 measuring plug works with its own built-in AD converter. The linearization of the Pt100 - characteristic curve is calculated according to DIN IEC 751 (no approximation method).
- The overall accuracy of the measurement is independent of the ALMEMO® V7 display unit/data logger. The complete measuring chain, consisting of the Pt100 sensor and the connected ALMEMO® D7 measuring plug,

can be calibrated. Increased accuracy is achieved during calibration by a multi-point adjustment of the temperature sensor.

- For all ALMEMO® V7 measuring instruments / data loggers

**Technical data for the sensor:** see above

**Technical data for the ALMEMO® D7 measuring plug:** see chapter 2

### Variants

Digital Pt100 sensor, cable length = 5 m, with ALMEMO® D7 connector

Digital Pt100 sensor, cable length = 10 m, with ALMEMO® D7 connector

Digital double Pt100 sensor: 2 digital Pt100 sensors,  
cable length 5 m each, mounted on 1 ALMEMO® D7 double connector

Order no. FPD740ST0050S01KL0050

Order no. FPD740ST0050S01KL0100

Order no. FPD740ST0050S21KL0050

### Accessories:

PTFE tube (high emissivity), open on both sides, length approx. 70 mm, for probe diameter 4 mm.

Order no. ZT9000TS41

\* Range of validity see beginning of chapter

DAkkS accredited calibration or factory calibration KT90xx temperature for sensor or measuring chain (sensor + device), see chapter „Calibration certificates“. DAkkS accredited calibration meets all the requirements regarding test resources laid down in DIN EN ISO/IEC 17025.

**Digital precision resistance sensor Pt100 up to 400 °C  
with resolution of 0.001 K as reference sensor,  
with ALMEMO® D7 connector for ALMEMO® V7 measuring devices / data logger**



Digital precision resistance sensor Pt100 FPD723L0250A3D  
For immersion measurements in air, gases and liquids

## Technical data and functions

Digital precision resistance sensor with highest accuracy and linearity for temperature measurements in a wide temperature range.

Highest resolution 0.001 K over the entire measuring range.

Application as reference probe for comparison measurements in research, development, quality assurance and production processes.

For all ALMEMO® V7 measuring instruments/data loggers, ALMEMO® 202-S, 204, 104, 710, 510, 809.

The digital ALMEMO® D7 measuring plug operates with its own built-in AD converter. The linearization of the Pt100 characteristic is calculated according to DIN IEC 751 (no approximation method).

The overall accuracy of the measurement is independent of the ALMEMO® V7 display unit/data logger. The complete measuring chain, consisting of the Pt100 sensor and the connected ALMEMO® D7 measuring plug, can be calibrated.

Highest accuracy is achieved during calibration by a multi-point adjustment of the temperature sensor.

The digital sensor is supplied with a DAkkS accredited calibration certificate incl. multi-point adjustment.

## Technical data

Precision resistance sensor Pt100		ALMEMO® D7 measuring connector	
Measuring element:	Pt100 wire wound	Measuring range:	see sensor range
Class:	1/10 B (DIN EN 60751) at 0 °C	Resolution:	0.001 K
Measuring tip:	Application range: -50 °C...+400 °C	AD converter:	Delta-Sigma
Response time T90:	5 s	Conversion time:	3.4 seconds
Nominal length:	250 mm	Measuring current:	approx. 1 mA
Sensor tube:	stainless steel, diameter 3 mm	Linearization:	Calculation method (no approximation method)
Connection cable:	2 m FEP/silicone	Accuracy:	± 0.015 K ± 2 digits
		Nominal temperature:	22 °C ± 2 K
		Temperature drift:	0.003 %/K (30 ppm)
		Supply voltage:	starting at 6 V from ALMEMO® device
		Current consumption:	approx. 9 mA

## Accessory

### Order no.

Aluminum profile case for 1 probe (up to 500 mm length)

**ZB9000TK1**

## Standard delivery

### Order no.

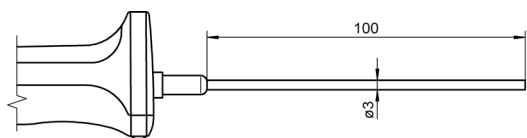
Digital precision resistance sensor Pt100 as reference sensor, with cable and ALMEMO® D7 connector.  
Incl. DAkkS accredited calibration certificate  
(2 temperature points at 0 °C and 100 °C incl. multi-point adjustment).

**FPD723L0250A3D**

DAkkS accredited calibration or factory calibration KT90xx temperature for sensor or measuring chain (sensor + device), see chapter „Calibration certificates“. DAkkS accredited calibration meets all the requirements regarding test resources laid down in DIN EN ISO/IEC 17025.

# Temperature

## Pt100 sensor with handle FPA 106 LxxxxH

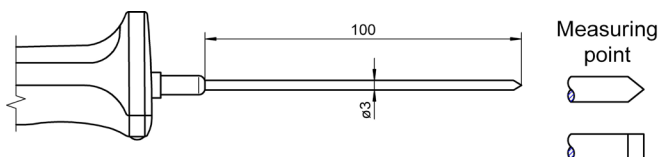


For immersion measurement

Accuracy: Pt100 film resistor, class B\*  
 Measuring tip: Operative range -40...+400 °C  
 Sheath element, stainless steel  
 $T_{90}^*$ : 8 s  
 Handle\*: 127 mm  
 Cable: 1.5 m FEP/silicone

L = 100 mm **Order no. FPA106L0100H**

## Pt100 sensor with handle FPA 123 LxxxxH

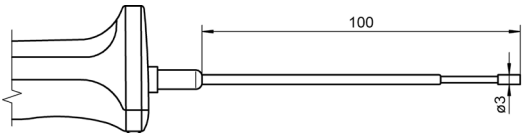


For immersion measurement in plastic and pasty substances

Accuracy: Pt100 film resistor, class B\*  
 Measuring tip: Operative range -40...+400 °C  
 Penetrating tip  
 $T_{90}^*$ : 8 s  
 Handle\*: 127 mm  
 Cable: 1.5 m FEP/silicone

L = 100 mm **Order no. FPA123L0100H**

## Pt100 sensor with handle FPA 124 LxxxxH



For surface measurement and immersion measurement

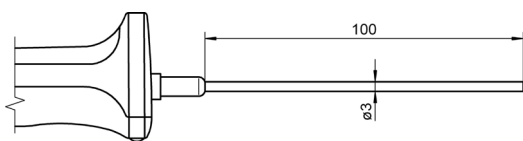
Accuracy: Pt100 film resistor, class B\*  
 Measuring tip: Operative range -40...+300 °C  
 Silver rivet, level  
 $T_{90}^*$ : 10 s  
 Handle\*: 127 mm  
 Cable: 1.5 m FEP/silicone

L = 100 mm **Order no. FPA124L0100H**

\* Range of validity see beginning of chapter

DAkkS accredited calibration or factory calibration KT90xx temperature for sensor or measuring chain (sensor + device), see chapter „Calibration certificates“. DAkkS accredited calibration meets all the requirements regarding test resources laid down in DIN EN ISO/IEC 17025.

## NTC sensor with handle FNA 106 LxxxxH

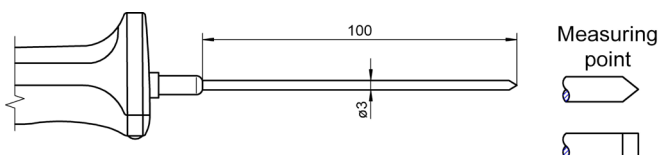


For immersion measurement

Accuracy: NTC, see beginning of chapter  
 Measuring tip: Operative range -20...+100 °C  
 Sheath element, stainless steel  
 $T_{90}^*$ : 8 s  
 Handle\*: 127 mm  
 Cable: 1.5 m PVC

L = 100 mm **Order no. FNA106L0100H**

## NTC sensor with handle FNA 123 LxxxxH

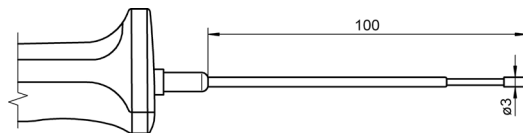


For immersion measurement in plastic and pasty substances

Accuracy: NTC, see beginning of chapter  
 Measuring tip: Operative range -20...+100 °C  
 Penetrating tip  
 $T_{90}^*$ : 8 s  
 Handle\*: 127 mm  
 Cable: 1.5 m PVC

L = 100 mm **Order no. FNA123L0100H**

## NTC sensor with handle FNA 124 LxxxxH



For surface measurement and immersion measurement

Accuracy: NTC, see beginning of chapter  
 Measuring tip: Operative range -20...+100 °C  
 Silver rivet, level  
 $T_{90}^*$ : 10 s  
 Handle\*: 127 mm  
 Cable: 1.5 m PVC

L = 100 mm **Order no. FNA124L0100H**

## NTC sensor FNA 305



For room air measurement

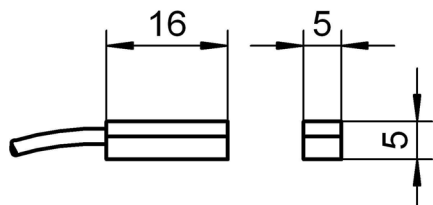
Accuracy: NTC, see beginning of chapter  
 Measuring tip: Operative range -10...+60 °C  
 (non-condensing), Protective tube  
 in stainless steel  
 diameter = 3.0 mm, length = 50 mm  
 mounted directly on ALMEMO® connector  
 $T_{90}$ : 8 s

L = 50 mm **Order no. FNA305**  
 (No variants available)

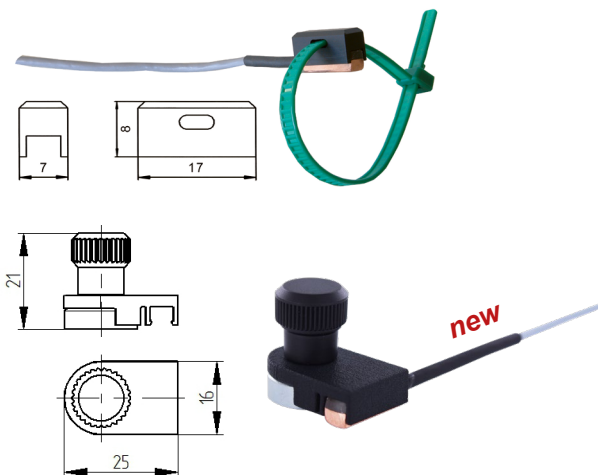


# Temperature

## Pt100 sensor FPA 611 x



For surface measurement




Accuracy: Pt100 film resistor, class B\*  
 Measuring tip: Operative range see below  
 Copper, level  
 Improved thermal transfer thanks to innovative sensor element and new contact technology  
 T<sub>90</sub>\*: 20 s  
 Cable: see below

Surface sensor  
 -10...+90 °C, Cable PVC, 2 m **Order no. FPA611**  
 -10...+110 °C, Cable, PFA, 3 m for more demanding mechanical stress ALMEMO® connector, resolution 0.01 K  
**Order no. FPA611S01**

Accessories:  
 Fixture for fastening with cable ties **Order no. ZB9611RM**

Fixture with magnet and knurled knob **Order no. ZB9611MH**

## Pt100 film sensor FPA 686

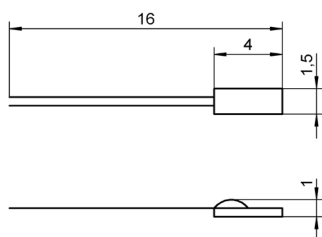


For surface measurement

Accuracy: Pt100 wire-wound, class B\*  
 Measuring surface: Operative range -50...+200 °C, temperature-resistant foil, 15 x 40 mm, approx. 0.5 mm thick  
 T<sub>90</sub>\*: 2 s  
 Cable: Stranded wire PFA, 4-wire twisted

Length 2 m **Order no. FPA686**  
 Length 10 m **Order no. FPA686L10**

## Pt100 ceramic chip sensor element FP 0802



Unprotected sensor element for constructing your own sensors

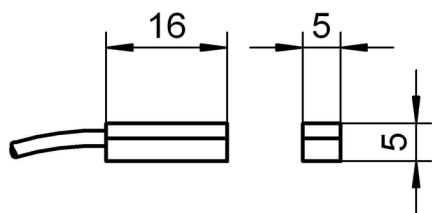
Accuracy: Pt100 film resistor, class B\*  
 Measuring tip: Operative range -40...+400 °C  
 Ceramic chip sensor  
 Connection wires: 10 mm, bare

Ceramic chip sensor **Order no. FP0802**

\* Range of validity see beginning of chapter

DAkkS accredited calibration or factory calibration KT90xx temperature for sensor or measuring chain (sensor + device), see chapter „Calibration certificates“. DAkkS accredited calibration meets all the requirements regarding test resources laid down in DIN EN ISO/IEC 17025.

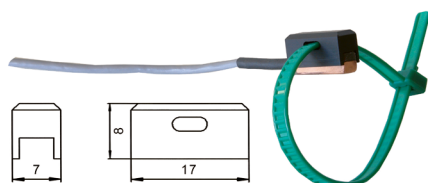
## NTC sensor FNA 611



For surface measurement


Accuracy: NTC, see beginning of chapter  
 Measuring tip: Operative range -10...+90 °C  
 Copper, level  
 $T_{90}^*$ : 20 s  
 Cable: 2 m PVC

Surface sensor **Order no. FNA611**



Accessories  
 Fixture for fastening  
 with cable ties

**Order no. ZB9611RM**



Fixture with magnet  
 and knurled knob

**Order no. ZB9611MH**

## NTC sensor FN 0001 K



Unprotected sensor element with cable

Accuracy: NTC, see beginning of chapter  
 Measuring tip: Sensor element, unprotected  
 Operative range: -20...+100 °C  
 Connection wires: appr. 180 mm, fluoropolymer insulation  
 Connecting cable: 2 meters, PVC, thin stranded pick-up  
 wire, Operative range -10 to +90 °C  
 Cable juncture, in shrink-fit

NTC sensor with cable,  
 free ends

**Order no. FN0001K**

Option:

ALMEMO® connector including assembly

Single connectors for 1 sensor

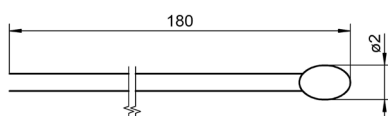
**Order no. OT9040AS**

Double connector for 2 sensors

**Order no. OT9040AS2**



## NTC sensor element FN 0001



Unprotected sensor element for constructing your own sensors

Accuracy: NTC, see beginning of chapter  
 Measuring tip: Operative range -20...+100 °C  
 Sensor

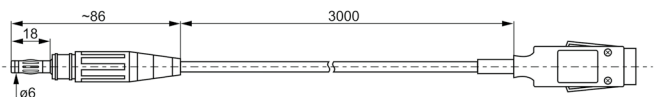
Connection wires: 180 mm, fluoropolymer insulation

Sensor

**Order no. FN0001**

# Temperature

## Pt100 Plug-in laboratory sensor FPA 416

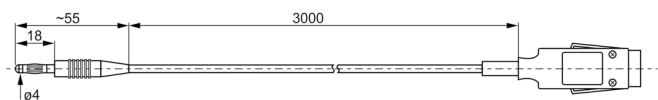


Measuring element integrated in the socket of a 6 mm laboratory connector made of brass (nickel-plated).

Accuracy: Pt100 film resistor, class B\*  
 Measuring tip: Operative range -40...+150 °C  
 $T_{90}^*$ : 15 s  
 Cable: Silicone/FEP 3 m  
 ALMEMO® connector: resolution 0.01 K

Plug-in laboratory sensor **Order no. FPA416**


## Pt100 Plug-in laboratory sensor FPA 414



Measuring element integrated in the socket of a 4 mm laboratory connector made of brass (gold-plated).

Accuracy: Pt100 film resistor, class B\*  
 Measuring tip: Operative range -40...+150 °C  
 $T_{90}^*$ : 15 s  
 Cable: Silicone/FEP 3 m  
 ALMEMO® connector: resolution 0.01 K

Plug-in laboratory sensor **Order no. FPA414**



Plug-in laboratory sensor, examples of use  
 Measuring object with hole for inserted PT100 plug-in laboratory sensor.

\* Range of validity see beginning of chapter

DAkkS accredited calibration or factory calibration KT90xx temperature for sensor or measuring chain (sensor + device), see chapter „Calibration certificates“. DAkkS accredited calibration meets all the requirements regarding test resources laid down in DIN EN ISO/IEC 17025.

## Pt100 cable sensor



Inexpensive resistance-based temperature sensors.  
For immersion measurements in air and gases.  
Rigid protective tube made from stainless steel  
A wide variety of cable variants.  
Operating temperature (depending on variant) -40 to +400 °C.

### Technical data

Accuracy:	Pt100 film resistor, class B* (no other variants in stock)
Protective tube:	Diameter, length see Variants, stainless steel 1.4301
Junction of protective tube / connecting cable:	Direct, hard-crimped for dry uses
Cables:	Length = 1.5 meters, Other lengths are available as options. Cable diameter is never larger than the diameter of the protective tube.
Operating temperature:	see variants, Always for whole sensor (i.e. sensor tip and cable)
ALMEMO® connector:	resolution 0.01 K.

**! Please note:**  
Only for usage in a dry environment

### Note:

You can find temperature sensors suitable for usage in humid environments (e.g. climatic chamber) a few pages earlier



## Variants

### With FEP / FEP cable (black)

Operative range -40...+250 °C:

Diameter	Length	Order no.
3.0 mm	50 mm	<b>FPA30K03L0050</b>
3.0 mm	100 mm	<b>FPA30K03L0100</b>
4.0 mm	50 mm	<b>FPA40K03L0050</b>
4.0 mm	100 mm	<b>FPA40K03L0100</b>

**A longer cable is available as an option**

Total length 5 m	OPK03L0050
Total length 10 m	OPK03L0100

### With FEP / silicone cable (red)

Operative range -40...+200 °C:

Diameter	Length	Order no.
5.0 mm	50 mm	<b>FPA50K01L0050</b>
5.0 mm	100 mm	<b>FPA50K01L0100</b>
6.0 mm	50 mm	<b>FPA60K01L0050</b>
6.0 mm	100 mm	<b>FPA60K01L0100</b>

**A longer cable is available as an option**

Total length 5 m	OPK01L0050
Total length 10 m	OPK01L0100

### Cable with glass-fiber / glass-fiber / VA wire shielding

Operative range -40...+400 °C:

Diameter	Length	Order no.
5.0 mm	50 mm	<b>FPA50K06L0050</b>
5.0 mm	100 mm	<b>FPA50K06L0100</b>
6.0 mm	50 mm	<b>FPA60K06L0050</b>
6.0 mm	100 mm	<b>FPA60K06L0100</b>

**A longer cable is available as an option**

Total length 5 m	OPK06L0050
Total length 10 m	OPK06L0100

\* Range of validity see beginning of chapter

DAkkS accredited calibration or factory calibration KT90xx temperature for sensor or measuring chain (sensor + device), see chapter „Calibration certificates“. DAkkS accredited calibration meets all the requirements regarding test resources laid down in DIN EN ISO/IEC 17025.

# Temperature

## Pt100 glass thermometer with immersion depths as per ASTM



**Operative range:**  
For immersion measurement in liquid media at low immersion depths.

Technical data	
Accuracy:	Pt100 wire-wound, class A*
Measuring tip:	Operative range -50 to +310 °C Glass, tapered Diameter = 3 mm, length = 15 mm
Shaft:	Glass, Diameter = 6 mm  NL= 250 mm (total nominal length) Labeling codes for immersion depths: identification rings on the shaft as per ASTM specifications (American Society for Testing and Materials)
T <sub>90</sub> :	2.5 seconds
Cable junction sleeve:	Stainless steel, 8 x 40 mm Cable exit secured with shrink-fit sleeve
Cable:	2 meters, FEP / silicone
ALMEMO® connector:	Resolution 0.01 K

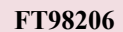
Variants	Order no.
Pt100 glass thermometer with immersion depths as per ASTM specifications, with ALMEMO® connector (including 2-meter FEP / silicone cable)	FPA910

\* Range of validity see beginning of chapter

DAkkS accredited calibration or factory calibration KT90xx temperature for sensor or measuring chain (sensor + device), see chapter „Calibration certificates“. DAkkS accredited calibration meets all the requirements regarding test resources laid down in DIN EN ISO/IEC 17025.



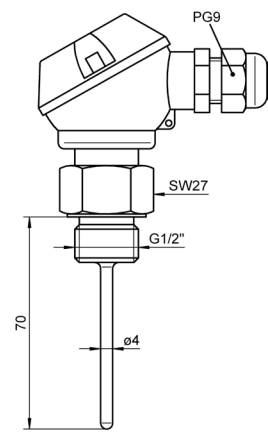
## Technical data

**FT0477**

171

# Temperature

## Insertable sensor Pt100 with terminal head FP 0463



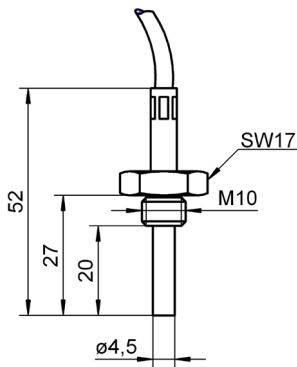
**Operative range:**  
For immersion measurements,  
pressure-sealed up to 15 bar.

**Options:**  
3 meters cable PVC, assembled,  
free ends  
OT9030K02L0030  
ALMEMO® connector including  
assembly for Pt100 sensor  
OT9030AS

Technical data	
Accuracy:	Pt100 film resistor, class B*
Sensor tube:	Stainless steel
Operative range:	-40...+350 °C
Thread:	1/2", with copper ring seal, pressure-sealed up to 15 bar
Insert length:	70 mm (see layout drawing)
Terminal head:	Clamp connector

Variants	Order no.
Insertable sensor with terminal head	<b>FP0463</b>

## Screw-in sensor Pt100, NiCr-Ni with fitted cable Fx 0710 L27M10



**Operative range:**  
For immersion measurement

**Option:**  
ALMEMO® connector  
including assembly  
for Pt100 sensors:  
Order no. OT9030AS

Technical data FP0710L27M10	
Accuracy:	Pt100 film resistor, class B*
Sensor material:	stainless steel
Operative range:	-40 to +200 °C
Thread:	M10
Insert length:	27 mm (see layout drawing)
Cable:	3 meters, FEP / wire shielding, / FEP free ends

Variants	Order no.
Screw-in sensor Pt100 with cable, free ends	<b>FP0710L27M10</b>
Option cable length 5 meters	<b>OPK04L0050</b>

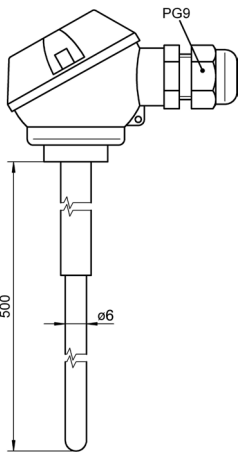
Technical data FT0710L27M10	
Accuracy:	NiCr-Ni class 2*
Sensor material:	stainless steel
Operative range:	-100 to +400 °C
Thread:	M10
Insert length:	27 mm (see layout drawing)
Cable:	3 meters, thermal line glass filament / glass filament / VA wire shielding, free ends

Variants	Order no.
Screw-in sensor NiCr-Ni with cable, free ends	<b>FT0710L27M10</b>
Option cable length 5 meters	<b>OTK06L0050</b>

\* Range of validity see beginning of chapter

DAkkS accredited calibration or factory calibration KT90xx temperature for sensor or measuring chain (sensor + device), see chapter „Calibration certificates“. DAkkS accredited calibration meets all the requirements regarding test resources laid down in DIN EN ISO/IEC 17025.

Insertable sensor PtRh-Pt (S) with terminal head FT 0426x



Operative range:

For immersion measurements, up to 1400 or 1600 °C.

Accessories

Aluminum profile case for 1 sensor with connection head (up to 700 mm length)  
Order no. ZB9000TK2

Replacement ceramic protection tube d = 6 mm, for FT0426x  
Order no. ZB9006SR0500

Options

ALMEMO® connector with assembly Order no. OT9020AS

Technical data

Accuracy:	Thermowire PtRh-Pt (S) class 1*
Measuring tip:	Ceramic protection tube
Operative range:	see under variants
Insert length:	500 mm
Protective tube:	Ceramic, C799, d= 6 mm, replaceable
Cable:	2-meter compensation line FEP/Silicone, free ends

Variants	Order no.
Insertable sensor PtRh-Pt type S with terminal head and compensation lines, free ends)	
T <sub>max</sub> = 1400 °C, thermowire Ø = 0.35 mm,	FT04261
T <sub>max</sub> = 1600 °C, thermowire Ø = 0.5 mm,	FT04262

\* Range of validity see beginning of chapter

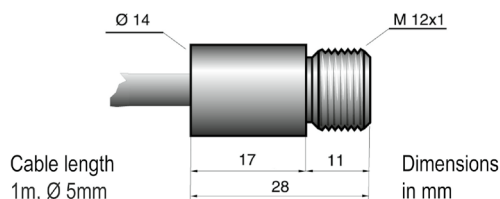

DAkkS accredited calibration or factory calibration KT90xx temperature for sensor or measuring chain (sensor + device), see chapter „Calibration certificates“. DAkkS accredited calibration meets all the requirements regarding test resources laid down in DIN EN ISO/IEC 17025.

# Infrared measuring technology

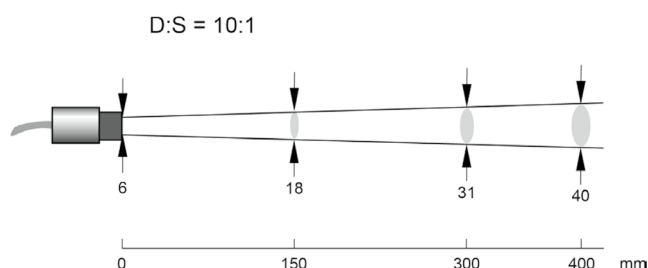
## Digital infra-red sensor for measuring surface temperature FIAD43 Miniature probe head, integrated electronics, ALMEMO® D6 plug

**ALMEMO® D6**

11/2025 • We reserve the right to make technical changes.



### Measuring Field



- Digital infra-red probe head with integrated signal processor
- All sensor characteristics and adjustment data are stored in the probe head itself.
- Digital transmission ensures that measured values are not affected by the sensor cable being moved, bent, or twisted.
- Surface temperature is measured over a wide range up to 600 °C.
- Robust stainless steel housing, protection class IP65
- The probe head, thanks to its small dimensions, can be installed in cramped and restricted conditions.
- The probe head is threaded for quick and easy installation.
- The sensor cable in polyurethane (PUR) is suitable for industrial use and is resistant to oily, acidic, basic environments.
- The sensor can be connected directly via the cable's ALMEMO® D6 plug to any ALMEMO® device.
- One measuring channel is preprogrammed on leaving our factory - surface temperature (°C).
- Emissivity 0.95 are preprogrammed (on leaving our factory).
- This can be programmed from 0.1 to 1.0 at the current ALMEMO® V6 devices via the device or via interface (some only via interface).
- Transmittance 1.0 is preprogrammed (on leaving our factory). When using the focal point lens attachment or the protective window, the transmittance of the focal point lens attachment or the protection window must be adjusted. Transmittance can be modified in the ALMEMO® D6 sensor menu directly on the PC using USB adapter cable ZA1919AKUV or with an ALMEMO® V7 measuring device.

**General features and accessories, ALMEMO® D6 sensors**  
see chapter ALMEMO® Measuring instruments

### Options fitted at our factory




Air blower attachment

OR7843LB



Deflecting mirror with integrated air blower attachment

OR7843US1



Air-cooled housing and T adapter including air hose, insulation, and air blower attachment

Length of air hose 0.8 meters

OR7843KL1

Length of air hose 2.8 meters

OR7843KL2



Deflecting mirror for air-cooled housing

OR7843US

### Standard delivery

Infra-red probe head with cable and ALMEMO® D6 plug and 1 mounting nut

Cable length = 1 meter

Cable length = 3 meters

### Order no.

**FIAD4332**

**FIAD4332L3**

DAkkS accredited calibration or factory calibration KI9xxx temperature for digital sensor, see chapter „Calibration certificates“.  
DAkkS accredited calibration meets all the requirements regarding test resources laid down in DIN EN ISO/IEC 17025.

## Technical data

### Digital infra-red probe head (including A/D converter)

Temperature measuring range	-40 to +600 °C
Spectral sensitivity	8 to 14 µm
Optical resolution (90 % energy)	10:1 with focal point lens attachment 1 mm at distance of 10 mm Transmittance can be programmed to 0.75 (see below)
Accuracy	±1 % of meas. value or ±1 K (whichever value is higher) ±2 K for meas. values <20 °C
Reproducibility	±0.5 % of measured value or ±0.5 K (whichever value is higher)
Nominal conditions	23 °C ±5 K, emissivity 1.0
Temperature coefficient	±0.05 K / K or ±0.05 % of measured value / K (whichever value is higher)
Temperature resolution	0.1 K
Response time	130 ms (90 %)
Emissivity	0.95 (preprogrammed on leaving our factory) This can be programmed from 0.1 to 1.0 at the current ALMEMO® V6 devices via the device (some only via interface).
Transmittance the focal point lens attachment or the protective window	1.0 (preprogrammed on leaving our factory) This can be programmed from 0.1 to 1.0 directly on the PC using USB adapter cable ZA1919AKUV (please place a special order, see chapter ALMEMO® Network technology)
Protection class	IP65 (NEMA 4) (National Electric Manufacturers Association)
Ambient temperature	-10 to +120 °C with air-cooled housing -10 to +200 °C
Storage temperature	-20 to +120 °C
Relative atmospheric humidity	10 to 95 % non-condensing
Housing	Stainless steel
Dimensions	Probe head Length 28 mm x Ø 14 mm Thread M12 x 1
Weight	Probe head 50 grams with 1-meter cable
Connecting cable(s)	permanently fitted Polyurethane (PUR) For available lengths see variants. with ALMEMO® D6 plug
ALMEMO® D6 plug	Refresh time 0.25 seconds for all channels Supply voltage 6 to 13 VDC Current consumption 4 mA

## Accessories



Focal point lens attachment (cannot be used together with air blower attachment or air-cooled housing)

Transmittance 0.75

ZR7843CFL



Protective window (cannot be used together with air blower attachment or air-cooled housing)

Transmittance 0.75

ZR7843PW



Mounting bracket, rigid

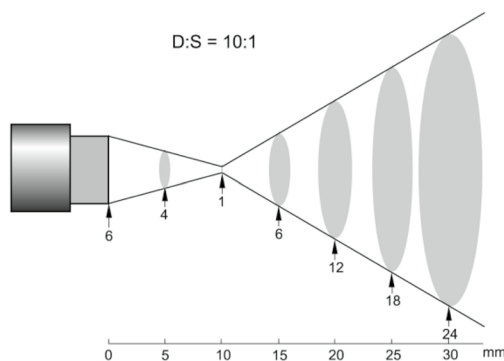
ZR7842H



Mounting bracket, adjustable

ZR7842JH


Measuring field with focal point lens attachment



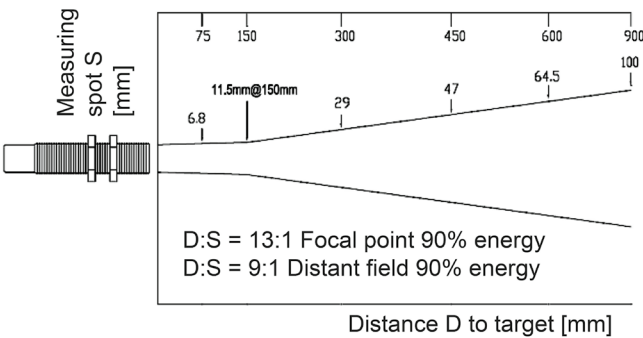
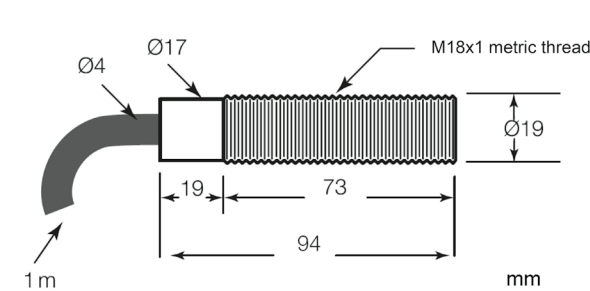


# Infrared measuring technology

## Compact infra-red probe head AMiR FIA 844 suitable for all ALMEMO® devices



- Compact inexpensive infra-red probe head for measuring surface temperature
- Other measuring ranges -20 to +500 °C
- High optical resolution Measuring spot 11.5 mm at distance 150 mm, in distant field 9:1
- Sturdy stainless steel housing Protection IP65
- Quick and easy to install thanks to screw-fit housing
- Integrated electronics, cable permanently fitted
- Can be connected directly to the ALMEMO® device using an ALMEMO® connector.



Accessories	Order no.
Mounting bracket, rigid	ZR7844FB
Mounting bracket, adjustable	ZR7844JB
Air blower attachment Thread M18x1	ZR7844APM

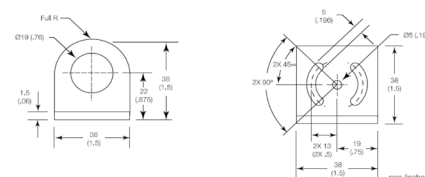
<b>Variants</b> (including 2 mounting nuts):	
ALMEMO® infra-red probe head Measuring range -20 to +500 °C	
with permanently fitted cable and ALMEMO® connector, Cable length = 1 meter	FIA844
Same as above Cable length = 3 meters	FIA844L3
Factory calibration KI9xxx temperature for sensor, see chapter „Calibration certificates“	

## Technical data

Temperature range	-20 to +500 °C
Spectral sensitivity	8 to 14 µm
Optical resolution (90 % energy)	13:1 (11.5 mm at 150 mm distance), distant field 9:1
Accuracy	±1.5 % of measured value or ±2 K (whichever value is higher) ±3.5 K for measured values <0 °C
Reproducibility	±0.5 % of measured value or ±1 K (whichever value is higher)
Nominal conditions	23 °C ±5 K, Emissivity 0.95
Temperature resolution	0.1 K
Response time	150 ms (95 %)
Emissivity	0.95, fixed setting
Voltage supply	via ALMEMO® connector (12 VDC)
Protection	IP65
Ambient temperature	-10 to +70 °C
Storage temperature	-20 to +85 °C
Relative atmospheric humidity	10 to 95 % non-condensing
Housing	Stainless steel
Dimensions	Length 94 mm Thread M18x1
Connecting cable	permanently fitted, 1 or 3 meters, -30 to +105 °C including ALMEMO® connector, programmed
Weight	approx. 160 g (1-meter cable)

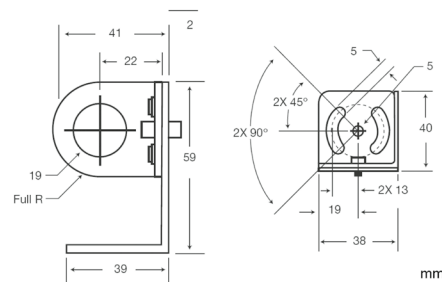
Mounting bracket

Order no. ZR7844FB



Mounting bracket, adjustable

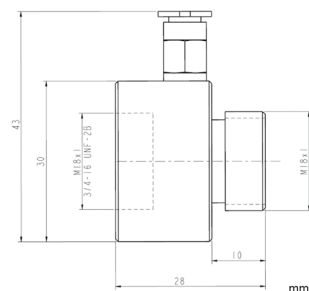
Order no. ZR7844JB



Air blower attachment

Thread M18 x 1

Order no. ZR7844APM



# Infrared measuring technology

## Infra-red transmitter for measuring surface temperature AMiR 7843

Miniature probe head, transmitter box with display / operating controls, with analog output



- Surface temperature is measured over a wide range up to 600 / 1000 °C.
- The probe head, thanks to its small dimensions, can be installed in cramped and restricted conditions.
- Robust stainless-steel housing, protective class IP65
- The probe head is threaded for quick and easy installation.
- The sensor cable is suitable for industrial use and is resistant to oily, acidic, and alkaline environments.
- Transmitter box with display and operating controls
- Analog output 10 V / 20 mA, freely selectable and scalable.

! Infra-red sensor suitable for direct connection to ALMEMO® measuring instruments see Digital sensor FIAD43x with ALMEMO® D6 plug

### Accessories MR7843 series

Order no.

Mounting bracket, rigid	<b>ZR7842H</b>	Focal point lens attachment (cannot be used together with air blower attachment or air-cooled housing)	<b>ZR7843CFL</b>
Mounting bracket, adjustable	<b>ZR7842JH</b>	10:1 optics Measuring spot diameter 1 mm at distance of 10 mm	
Protective window (cannot be used together with air blower attachment or air-cooled housing)	<b>ZR7843PW</b>	22:1 optics Measuring spot diameter 0.5 mm at distance of 10 mm	

### Accessories for MR7843-12 / -32 / -42

Order no.

Air blower attachment	<b>ZR7842LB</b>	90 ° deflecting mirror	
Air-cooled housing and T branch, including 0.8-meter air hose, insulation, and air blower attachment	<b>ZR7842KL1</b>	(only for air-cooled housing and air blower attachment)	<b>ZR7842US</b>
Same as above but with 2.8-meter air hose	<b>ZR7842KL2</b>	90 ° deflecting mirror with integrated air blower attachment	<b>ZR7842US1</b>

### Standard delivery

Probe head (including mounting nut) with cable, PUR, mounted on transmitter box

Temperature range	Optical resolution	Ambient temperature, probe head	Order no. Probe head cable, 1 m	Order no. Probe head cable, 3 m*
-40 to 600 °C	2:1	-10 to 120 °C	<b>MR784312</b>	<b>MR784312L03</b>
-40 to 600 °C	10:1	-10 to 120 °C	<b>MR784332</b>	<b>MR784332L03</b>
0 to 1000 °C	22:1	-10 to 120 °C	<b>MR784342</b>	<b>MR784342L03</b>

\* Available on request longer probe head cable, 8 / 15 / 30 meters

### Options for MR7843-33 / -43

Order no.

Air blower attachment, only fitted at our factory	<b>OR7843LB1</b>
90 ° deflecting mirror (only with air blower attachment OR7843LB1)	<b>OR7843KZ1</b>

### Standard delivery

Probe head (including mounting nut) with cable, fluoropolymer, with separate electronics Ø14 mm, approx. 52 mm long, with 0.5 m cable, mounted on transmitter box

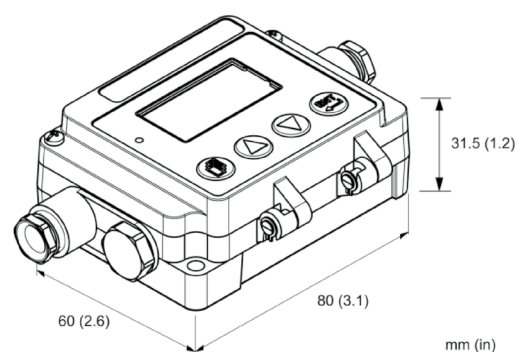
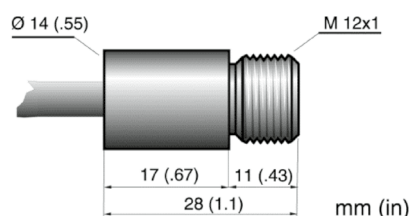
Temperature range	Optical resolution	Ambient temperature, probe head	Order no. Probe head cable, 1 m	Order no. Probe head cable, 3 m*
-40 to 600 °C	10:1	-10 to 180 °C	<b>MR784333</b>	<b>MR784333L03</b>
0 to 1000 °C	22:1	-10 to 180 °C	<b>MR784343</b>	<b>MR784343L03</b>

\* Available on request longer probe head cable, 8 / 15 / 30 meters

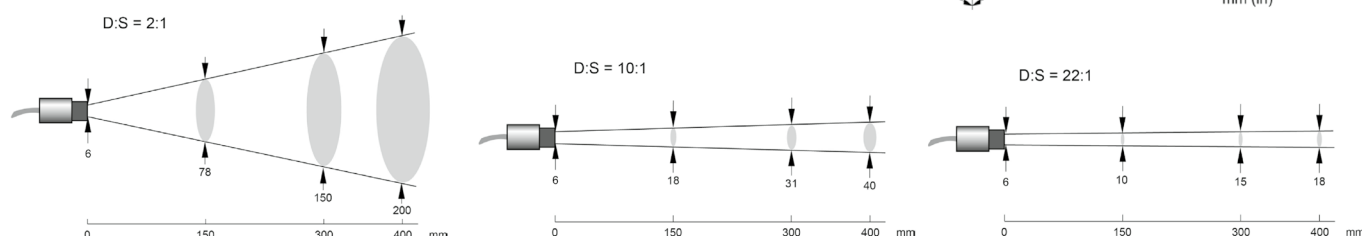
## Technical data

Probe head	
Temperature measuring range	depending on type -40 to +600 °C or 0 to +1000 °C
Spectral sensitivity	8 to 14 µm
Optical resolution (90 % energy)	depending on type 2:1 / 10:1 / 22:1, typical (21:1 guaranteed)
Response time (90 %)	130 ms
Accuracy	±1 % of measured value or ±1 K (whichever value is higher) ±2 K for measured values <20 °C
Reproducibility	±0.5 % of measured value or ±0.5 K (whichever value is higher)
Nominal conditions	at ambient temperature +23 °C ±5 K, Emissivity factor 1.0 and calibration geometry
Temperature coefficient	±0.05 K / K or ±0.05 % of measured value / K (whichever value is higher)
Ambient temperature	depending on type -10 to +120 °C (with air cooling up to +200 °C) or -10 to +180 °C
Protective class	IP65 (NEMA-4) / IEC 60529
Relative humidity	10 to 95 % non-condensing
Housing	Stainless steel
Dimensions	L = 28 mm, Ø = 14 mm, Thread M12 x 1
Probe head cable	depending on type polyurethane (PUR) or fluoropolymer
Electronics	integrated in the measuring head. For type MR784333x / 784343x: separate electronics.
Weight	50 g (with 1-meter cable)
Transmitter box	
Output (selectable)	0 to 5 V / 0 to 10 V; 0 to 20 mA / 4 to 20 mA (Temperature range can be programmed in each case.) Thermocouple, type J, K, R, S Not electrically isolated from supply voltage
Temperature resolution	±0.1 K for temperature range < 500 °C
Accuracy	±1 K for output mA / V ±1.5 K for output, thermocouple
Temperature coefficient	±0.02 K / K for output mA / V, ±0.05 K / K for output, thermocouple
Emissivity	0.100 to 1.100
Transmittance	0.100 to 1.000
Signal processing	Saving of maximum / minimum / average value retention period up to 998 seconds
Alarm output	zero-potential contact (semiconductor relays) 48 V / 300 mA
Power supply	8 to 32 VDC, maximum 6 W
Ambient temperature	-10 to +65 °C
Protective class	IP65 (NEMA-4) / IEC 60529
Relative humidity	10 to 95 % non-condensing
Housing	Zinc die casting
Dimensions	80 x 60 x 31.5 mm (LxWxH)
Weight	370 g

## Dimensions

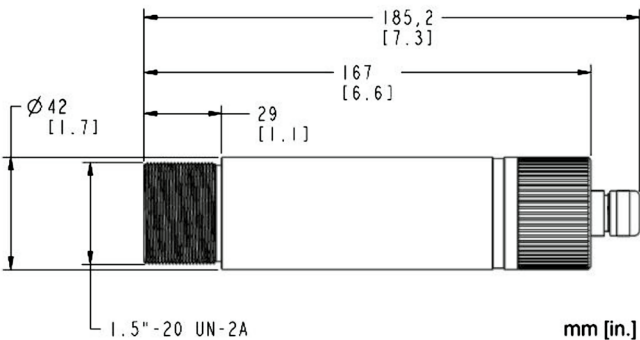


## Measuring field (90 % energy)



# Infrared measuring technology

## Infra-red transmitter for measuring the surface temperature AMiR 7834 probe head for industrial application, with mA output (two-wire technology)



- Precise measurement of the surface temperature in industrial processes.
- Sturdy stainless steel housing, protection class IP65.
- Broad temperature range from -40 to 2000 °C.
- Several spectral ranges for a variety of materials and use cases.
- Emissivity of the measuring surface can be manually adjusted on the probe head.
- Several optical resolutions and focal points.
- Integrated laser (except 7834-10) for easy positioning of the probe head. Supply of the laser via the USB port.
- Analog output 4 to 20 mA in two-wire technology.
- USB port for configuring the analog output range, further probe head parameters and the signal processing (average value, maximum value, and minimum value).
- Easy installation. Extensive range of accessories, i.a. a high temperature protective housing.
- Connection cable for ALMEMO® data logger. Sensor power supply via the ALMEMO® device.

! On request:  
Intrinsically safe probe heads approved for various purposes in areas with potentially explosive atmosphere (gas/dust).

Type	Measuring range	Spectral range	Optical resolution / focal point (refer to Measuring Field Diagrams)	Order no.
<b>AMiR 7834-10x</b> without laser, with plastic lens, i.a. suitable for food etc.				
AMiR 7834-10SF0	-20 to 600 °C	8 to 14 µm	15:1 / 101.3 mm at 1520 mm	<b>MR783410SF0</b>
AMiR 7834-10CF0	-20 to 600 °C	8 to 14 µm	7:1 / 7.1 mm at 50 mm	<b>MR783410CF0</b>
<b>AMiR 7834-11x/-12x</b> with laser, for low temperature measurements, i.a. thick plastics, asphalt, carpets, coated papers, thermoforming etc.				
AMiR 7834-11SF0	-20 to 600 °C	8 to 14 µm	33:1 / 46.1 mm at 1520 mm	<b>MR783411SF0</b>
AMiR 7834-11CF1	-20 to 600 °C	8 to 14 µm	33:1 / 2.3 mm at 76 mm	<b>MR783411CF1</b>
AMiR 7834-11CF2	-20 to 600 °C	8 to 14 µm	33:1 / 6.1 mm at 200 mm	<b>MR783411CF2</b>
AMiR 7834-12SF0	-40 to 1000 °C	8 to 14 µm	50:1 / 30.4 mm at 1520 mm	<b>MR783412SF0</b>
AMiR 7834-12CF2	-40 to 1000 °C	8 to 14 µm	50:1 / 4 mm at 200 mm	<b>MR783412CF2</b>
<b>AMiR 7834-21x</b> with laser, for blast furnace lining, flame hardening, brazing etc.				
AMiR 7834-21SF0	200 to 1000 °C	3.9 µm	33:1 / 46.1 mm at 1520 mm	<b>MR783421SF0</b>
AMiR 7834-21CF1	200 to 1000 °C	3.9 µm	33:1 / 2.3 mm at 76 mm	<b>MR783421CF1</b>
AMiR 7834-21CF2	200 to 1000 °C	3.9 µm	33:1 / 6.1 mm at 200 mm	<b>MR783421CF2</b>
<b>AMiR 7834-31x</b> with laser, for surface temperatures of glass for bending, hardening, glowing, sealing etc.				
AMiR 7834-31SF0	250 to 2250 °C	5 µm	33:1 / 46.1 mm at 1520 mm	<b>MR783431SF0</b>
<b>AMiR 7834-41x</b> with laser, for foils PET, FEP, acryl, nylon, PU, PVC etc.				
AMiR 7834-41SF0	10 to 360 °C	7.9 µm	33:1 / 46.1 mm at 1520 mm	<b>MR783441SF0</b>
<b>AMiR 7834-51x</b> with laser, for ferrous metals / non-ferrous metals, induction heating, blast furnaces etc.				
AMiR 7834-51SF0	500 to 2000 °C	2.2 µm	60:1 / 25.3 mm at 1520 mm	<b>MR783451SF0</b>
AMiR 7834-51CF1	500 to 2000 °C	2.2 µm	60:1 / 1.3 mm at 76 mm	<b>MR783451CF1</b>
AMiR 7834-51CF2	500 to 2000 °C	2.2 µm	60:1 / 3.3 mm at 200 mm	<b>MR783451CF2</b>

DAkkS accredited calibration or Factory calibration KI9xxx temperature for sensor, see chapter „Calibration certificates“.  
DAkkS accredited calibration meets all the requirements regarding test resources laid down in DIN EN ISO/IEC 17025.



## Technical data:

Accuracy:	$\pm 1$ % of the measured value respectively $\pm 1.0$ K for the measured temperature $> 0$ °C, (whichever value is higher). for measured temperature $< 0$ °C: $\pm(1.0 \text{ K} + 0.1 \times (0 \text{ °C} - \text{measured temperature}))$ . measured temperature in °C
Reproducibility:	$\pm 0.3$ % of measured value respectively $\pm 0.3$ K (whichever value is higher)
Response time:	130 ms, for 7834-11 30 ms, for 7834-31 60 ms
Nominal conditions:	$+23$ °C $\pm 5$ K, Emissivity factor 1.0 and calibration geometry
Emissivity:	0.10 to 1.00 manually adjustable on the probe head
Signal processing:	Averaging, maximum and minimum value retention, extended maximum and minimum value retention, compensation of background temperature
Power supply:	12 to 24 VDC
Analog output:	via terminals, 4 to 20 mA linear, two-wire technology, load $< 500$ Ohm Analog output range can be configured via USB
ALMEMO® application:	To acquire and save measured values, we recommend our ALMEMO® 4390-2 panel meters. For further ALMEMO® devices, see chapter ALMEMO® Measuring Instruments
Alarm relay:	via terminals, load capacity 24 V 150 mA 1 limit value configurable via USB
Digital interface:	USB 2.0, micro B-plug (only for sensor set-up)
Laser:	for positioning of the probe head, power supply via USB
Operating temperature:	without cooling: $-20$ to $85$ °C with air-cooling: $10$ to $120$ °C with water-cooling: $10$ to $175$ °C with Thermo jacket protection housing and water cooling: $10$ to $315$ °C
Air humidity:	$10$ to $95$ % RH at $30$ °C, non-condensing during operation and storage
Material:	stainless steel (housing)
Protection class:	IP 65 (IEC 60529)
Dimension:	without water cooling housing: Length 186 mm, Ø 42 mm
Weight:	without water cooling housing: 500 g

## Accessories

### Order no.

ALMEMO® connecting cable, directly mounted on the probe head, length 2 meters, with ALMEMO® connector, programmed for the probe head's temperature range, sensor supply via ALMEMO® device (use of the device mains unit is recommended)

**ZA7838AK**

For further accessories (protective window, cooling housing, thermo jacket etc.), see the following pages

## Option

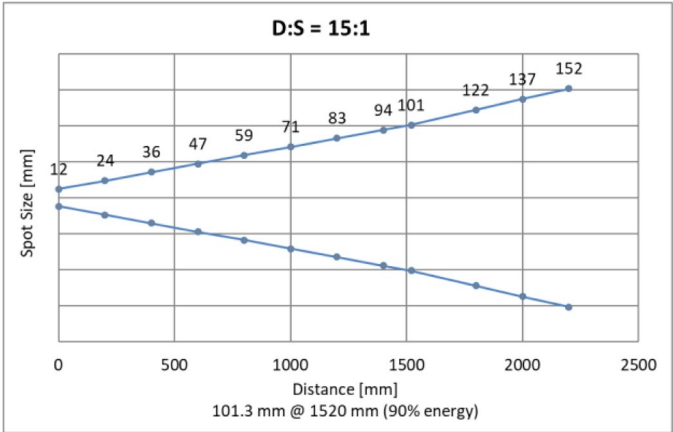
### Order no.

Factory test certificate (only with delivery of new devices)

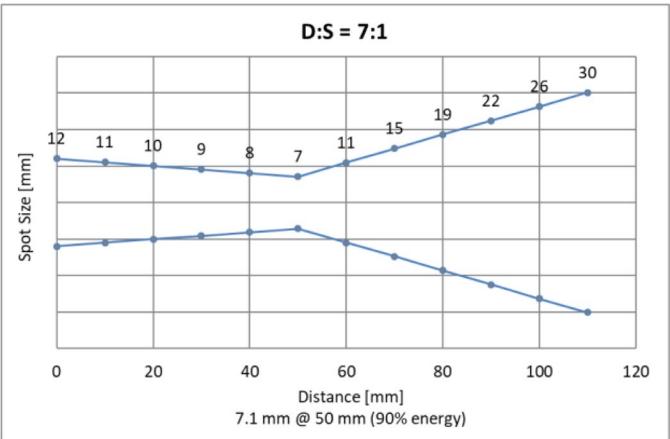
**OR7834KZ1**

# Infrared measuring technology

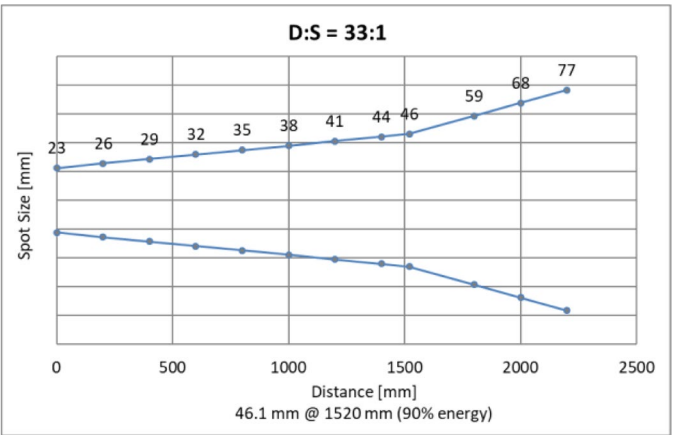
## Measuring Field Diagrams



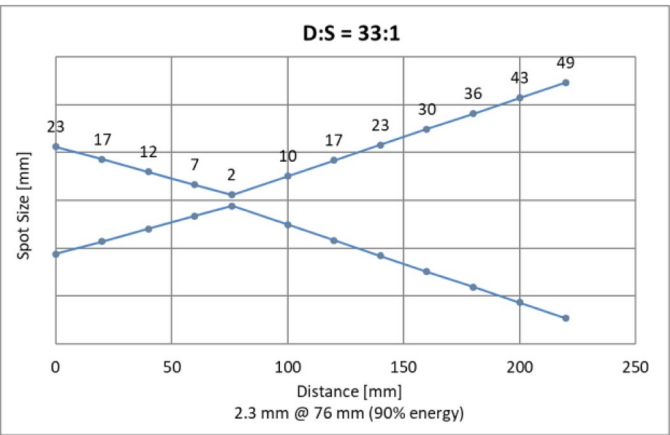
AMiR 7834-10SF0



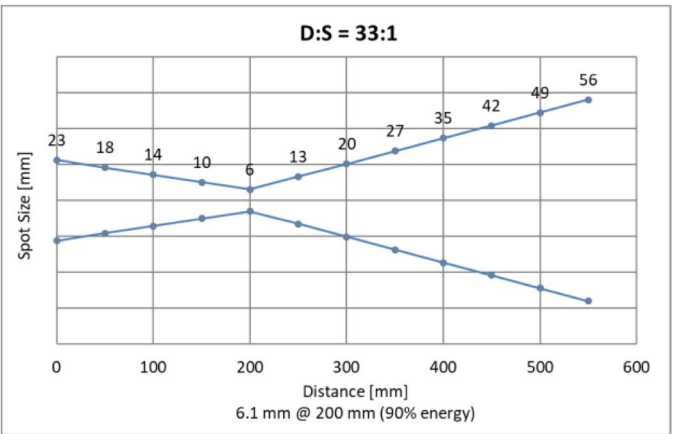
AMiR 7834-10CF0



AMiR 7834-11SF0  
AMiR 7834-21SF0  
AMiR 7834-31SF0  
AMiR 7834-41SF0

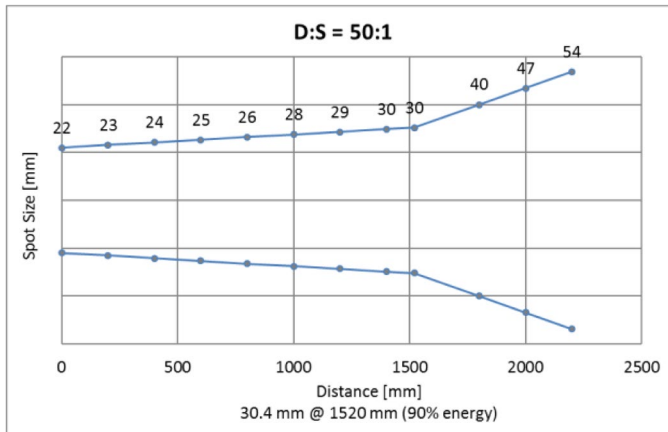


AMiR 7834-11CF1  
AMiR 7834-21CF1

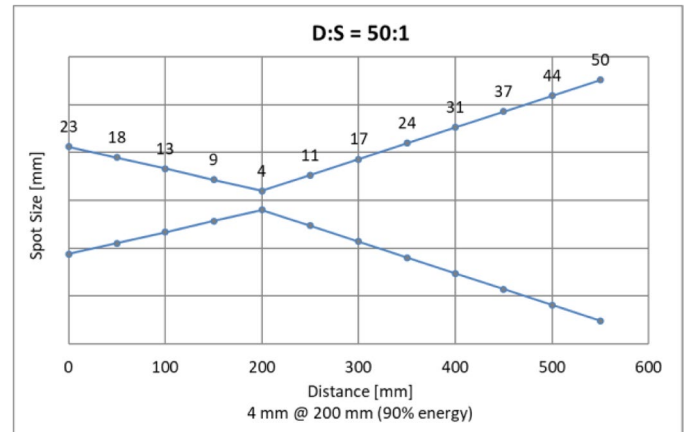


AMiR 7834-11CF2  
AMiR 7834-21CF2

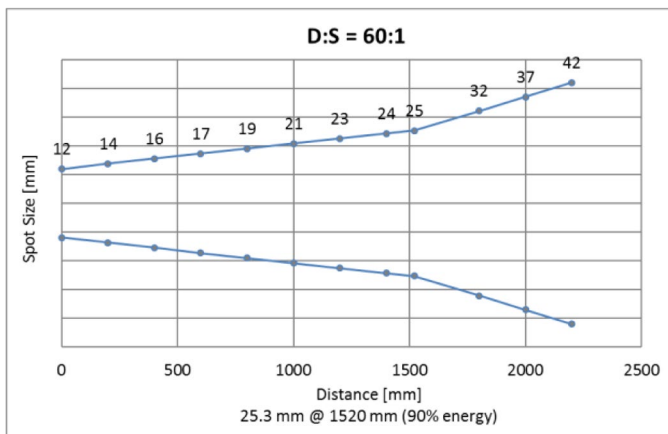
# Infrared measuring technology



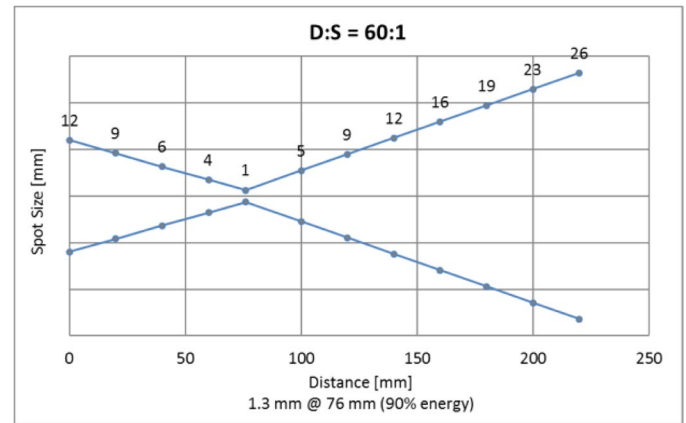
AMiR 7834-12SF0



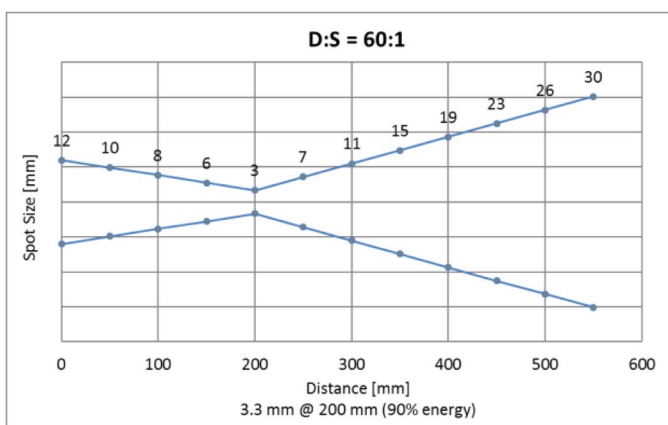
AMiR 7834-12CF2



AMiR 7834-51SF0



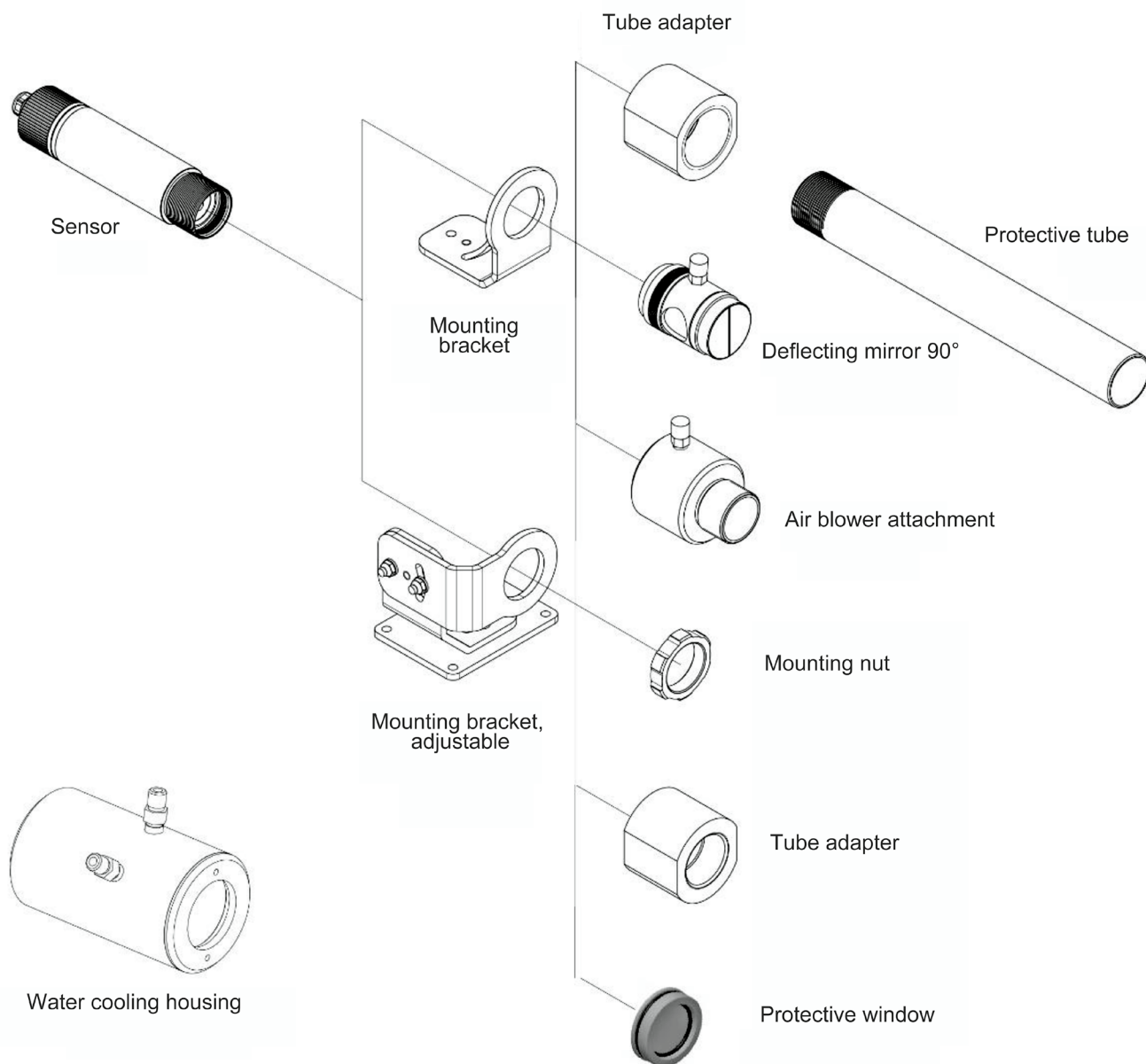
AMiR 7834-51CF1



AMiR 7834-51CF2

# Infrared measuring technology

## Accessories for the probe heads AMiR 7834 without the use of the thermo jacket protection housing



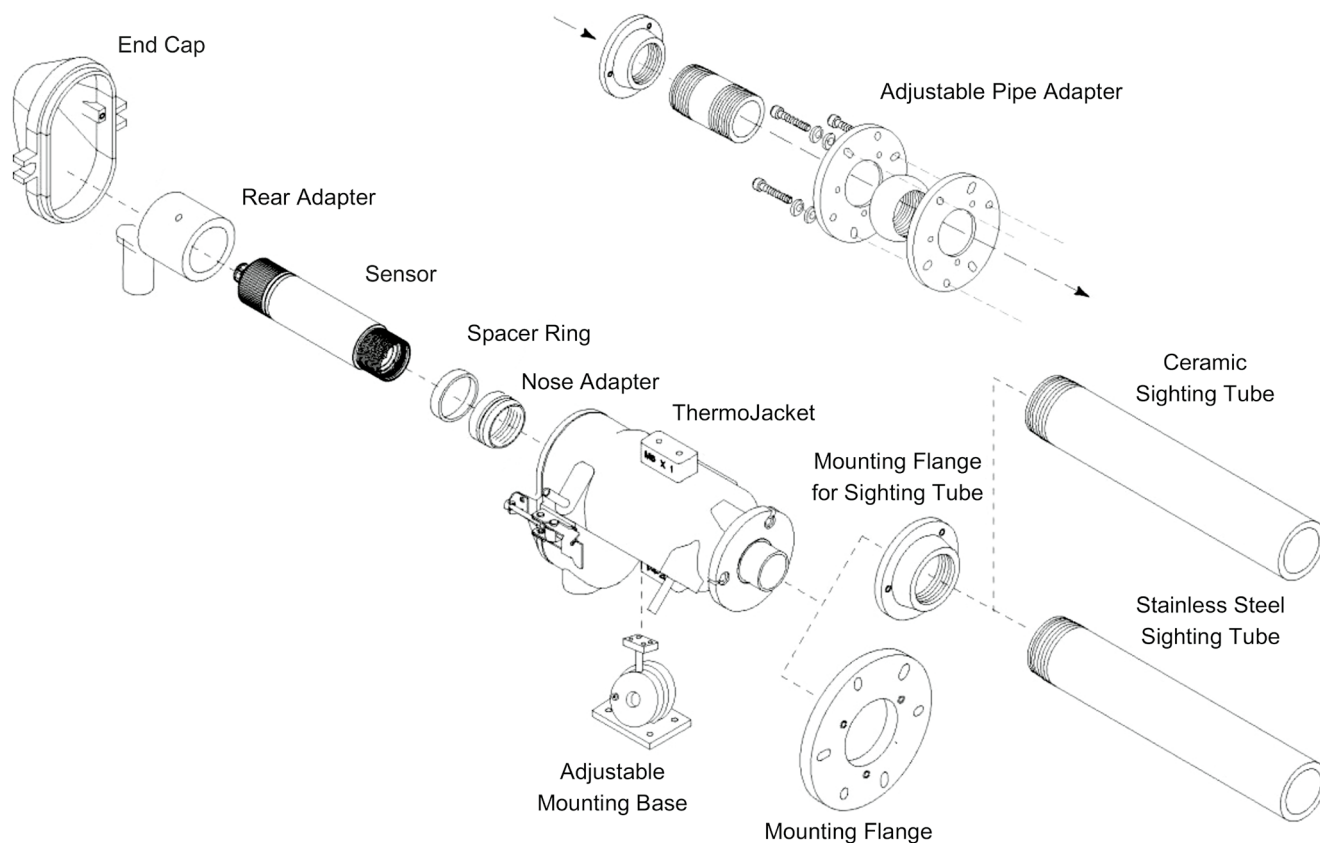
11/2025 • We reserve the right to make technical changes.

### Accessories

### Order no.

Protective window attached for probe head MR 7834-10x, material: plastic foil	ZR7834SFLTPF
Protective window attached for probe head MR 7834-11x/-12x, material: zinc sulfide	ZR7834SFLT
Protective window attached for probe head MR 7834-21x, material: sapphire	ZR7834SFMT
Protective window attached for probe head MR 7834-31x/-41x, material: calcium fluoride	ZR7834SFG5P7
Protective window attached for probe head MR 7834-51x, material: glass	ZR7834SFHT
Water cooling housing including air blower attachment	ZR7834KL
Air blower attachment	ZR7834LB
Deflecting mirror 90 °	ZR7834US
Mounting bracket, adjustable	ZR7834JH
Mounting bracket, rigid (spare)	ZR7834H
Securing nut (spare)	ZR7834BM
Tube adapter for protective tubes	ZR7834RA
Stainless steel protective tube, 30 cm	ZR7834RE
Ceramic protective tube, 30 cm	ZR7834RK

## Accessories for the probe heads AMiR 7834 using the thermo jacket protection housing



### Accessories

Thermo jacket protection housing
Mounting flange for thermo jacket
Adjustable mounting flange for thermo jacket
Adjustable tube adapter for thermo jacket
Mounting flange for protective tubes for thermo jacket
Stainless steel protective tube, 30 cm
Ceramic protective tube, 30 cm


### Order no.

ZR7834SH
ZR7834TJMF
ZR7834TJMB
ZR7834JR
ZR7834TJFR
ZR7834RE
ZR7834RK



# 08 Air humidity

## ALMEMO® measuring system for calibrating climatic chambers as per guideline DAkkS-DKD-R 5-7



- Guideline DAkkS-DKD-R 5-7 lays down minimum requirements for the calibration procedure and for the determination of measurement uncertainties when calibrating climatic chambers.
- This guideline describes inter alia the objectives, procedures, and methods of calibration, and the uncertainty components involved.
- The full text of this guideline is available as a PDF document on the home page of the Physikalisch-Technische Bundesanstalt ([www.ptb.de](http://www.ptb.de) --> Metrologische-Dienstleistungen --> DKD --> Publikationen) and can be downloaded free-of-charge.

### Calibration of relative atmospheric humidity at nine points in the climatic chamber using precision measuring instrument ALMEMO® 710

The ALMEMO® measuring system, comprising precision measuring instrument ALMEMO® 710, one humidity sensor, and eight temperature sensors, can be used to acquire all relevant measurable variables prevalent in the climatic chamber. The relative atmospheric humidity at the nine points in the climatic chamber is calculated in the ALMEMO® 710 itself. Climatic chambers can thus be calibrated in full and on site quickly and easily.

Humidity is calculated in the ALMEMO® 710 on the basis of formulae as per Dr. Sonntag and the enhancement factor as per W. Bögel (correction factor  $F_w(t,p)$  for real mixed gas systems). This substantially

widens the measuring range and improves the accuracy of humidity variable calculations.

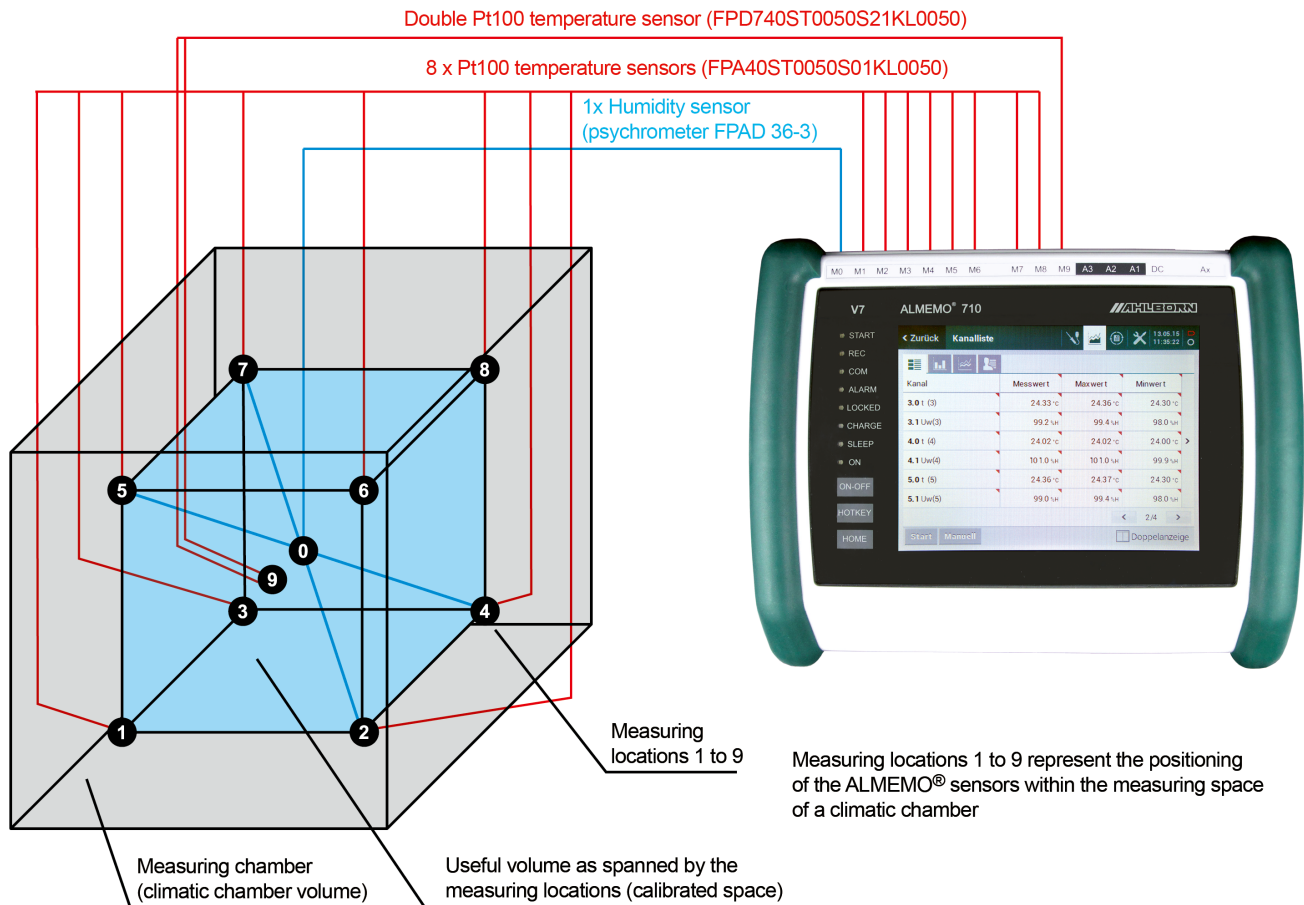
The determination of the radiation influence on the air temperature measurement is done with 2 temperature sensors with different sensor surface (different emissivity e.g. stainless steel and PTFE). With an ALMEMO® double sensor the 2 temperatures can be measured simultaneously (additionally) with the 8 temperatures of the corner points.

All values, both measured and calculated, are shown in a clear and easy-to-understand way on the ALMEMO® 710's large touch

display. The ALMEMO® 710 also operates as a data logger. Measuring series can be saved either to the internal memory (capacity for over 400,000 measured values) or via the ALMEMO® memory connector to an SD card (capacity for several millions of measured values).

WinControl can be used to display and document values e.g. as a line graphic - either online those measured values actually being acquired during a measuring operation or offline after a measuring operation those measured values previously saved. It also provides various evaluation and statistical functions.

# Calibrating climatic chambers



The ALMEMO® measuring system comprises:

## Precision measuring instrument ALMEMO® 710




10 inputs for any ALMEMO® sensors,  
atmospheric pressure sensor integrated in the measuring instrument.

Precision measuring instrument ALMEMO® 710  
including USB cable, mains unit, instrument case, and configuration software ALMEMO® Connect

**MA710**

## Precision measuring instrument ALMEMO® 510



Data acquisition system, PC control.  
20 measuring inputs for any ALMEMO® sensors (expandable).


ALMEMO® 510, data logger, data acquisition system with interface card and 2 active MA10 measuring circuit boards,  
20 ALMEMO® input sockets for all ALMEMO® sensors (analog/DIGI/D6/D7),  
plug-in power supply ZA1312NA11

**MA510A20xxx**

# Calibrating climatic chambers

## Digital Pt100 psychrometer with DAkkS accredited calibration certificate

Operative range 0 (not ice) to 90 °C, 10 to 100 % RH  
 Built-in digital air pressure sensor: 700 to 1100 mbar  
 The psychrometer is positioned at the center of the useful volume. From the measured values - dry temperature ( $t$ ) and wet temperature ( $t_w$ ) - and atmospheric pressure ( $p$ ) (atmospheric pressure sensor integrated in the ALMEMO® connector) we can calculate the relative humidity ( $U_w$ ) at the center and the dewpoint ( $t_d$ ).



Digital Pt100 psychrometer FPAD 36-3 with ALMEMO® D6 connector, air pressure sensor installed, including mains unit, water bottle, one pair of wicks, carrying case

**FPAD363**  
**OA9000PRTD**

Programming for digital psychrometer: Dew point  $t_d$

DAkkS accredited calibration certificate for atmospheric humidity

Two climate points at 25 °C, 30 % RH and 25 °C, 75 % RH (other points available on request)

**KH9146D**

DAkkS accredited calibration certificate for air pressure sensor, 5 points in the range 700...1100 mb

**KD9213D**

## Eight Pt100 temperature sensors with DAkkS accredited calibration certificate

For operation in the climatic chamber stainless steel protective tube with PFA cable. Operative range -100 to +250 °C, Protective class IP68

The eight temperature sensors are positioned at the corners of the cuboid spanning the useful volume. From the eight measured values for temperature ( $t$ ) and the humidity variables from the psychrometer we can calculate the relative humidity values ( $U_w$ ) at the corners of the cuboid.



Eight Pt100 temperature sensors, diameter 4 mm, for operation in the climatic chamber, IP68, Cable length = 5 meters

**8 x FPA40ST0050S01KL0050**

DAkkS accredited calibration certificate for temperature, three points at 0, 50, 100 °C (other points available on request)

for 1st sensor

**1 x KT9021D**

for 2nd to 8th sensor

**7 x KT9021D2**

Multi-point adjustment for eight sensors

(in certificate, sensor deviation virtually reduced to zero)

**8 x KT9001DW**

Programming for eight Pt100 temperature sensors for calculating humidity using ALMEMO® 710 including labeling of the sensor connector

**OA9000PRKS**

Cube for positioning temperature sensors:

Wire cube, VA wire Ø4 mm. edge length 300 mm, vertices welded.

Including spiral hoses to fix the sensor cables.

**ZB1002Q01**

## Determination of the influence of radiation

Two temperature sensors with different surfaces to determine the radiation effects on air temperature measurement operations. (different emissivity e.g. stainless steel and PTFE)

Cover for Pt100 temperature sensor, diameter 4 mm, PTFE, large emissivity

**ZT9000TS41**

With an ALMEMO® double sensor, the 2 temperatures can be measured simultaneously (additionally) with the 8 temperatures of the corners.

2 Digital Pt100 temperature sensors, diameter 4 mm each, for use in climatic cabinet, IP68, cable length 5 m each, mounted on 1 ALMEMO® D7 double connector

**FPD740ST0050S21KL0050**

DAkkS accredited calibration certificate for temperature, 3 points at 0 / 50 / 100 °C (other points on request)

for 1st sensor

**KT9021D**

for 2nd sensor

**KT9021D2**

Multi-point adjustment for 2 probes (with certificate probe deviation towards zero)

**2 x KT9001DW**

## Measuring software WinControl

WinControl software, for measured value processing and documentation for any number of channels (i.a. arithmetic channels, statistic channels), all options included (except Data server, Web server, and additional modules)

**SW5600WC3**

Assistant for the calibration of climate cabinets.

Automatic, convenient evaluation with protocol generation. (needed: WC3/WC4)

**SW5600WCZM13**

Additional protocol for direct integration of climate chambers into online measurement

**SW5600WCZM7**

## Assignment of measuring points, ALMEMO® 710 (example)

Sensor position	Measuring point	Variable	Note
Spatial center	0.0	t (dry temperature)	measuring channel -psychrometer
	0.1	U <sub>w</sub> (humidity)	arithmetic channel (psychrometer)
	0.2	t <sub>d</sub> (dewpoint)	arithmetic channel (psychrometer)
	0.3	p (atmospheric pressure)	device-internal atmospheric pressure sensor
Corner 1	1.0	t (temperature Pt100)	measuring channel (Pt100)
	1.1	U <sub>w</sub> (humidity)	arithm. channel (humidity from Pt100 and psychrometer)
Corner 2	2.0	t (temperature Pt100)	measuring channel (Pt100)
	2.1	U <sub>w</sub> (humidity)	arithm. channel (humidity from Pt100 and psychrometer)
Corner 3	3.0	t (temperature Pt100)	measuring channel (Pt100)
	3.1	U <sub>w</sub> (humidity)	arithm. channel (humidity from Pt100 and psychrometer)
Corner 4	4.0	t (temperature Pt100)	measuring channel (Pt100)
	4.1	U <sub>w</sub> (humidity)	arithm. channel (humidity from Pt100 and psychrometer)
Corner 5	5.0	t (temperature Pt100)	measuring channel (Pt100)
	5.1	U <sub>w</sub> (humidity)	arithm. channel (humidity from Pt100 and psychrometer)
Corner 6	6.0	t (temperature Pt100)	measuring channel (Pt100)
	6.1	U <sub>w</sub> (humidity)	arithm. channel (humidity from Pt100 and psychrometer)
Corner 7	7.0	t (temperature Pt100)	measuring channel (Pt100)
	7.1	U <sub>w</sub> (humidity)	arithm. channel (humidity from Pt100 and psychrometer)
Corner 8	8.0	t (temperature Pt100)	measuring channel (Pt100)
	8.1	U <sub>w</sub> (humidity)	arithm. channel (humidity from Pt100 and psychrometer)
	9.0	t (temperature Pt100)	measuring channel (Pt100), low emissivity (e.g. stainless steel surface)
	9.1	U <sub>w</sub> (humidity)	measuring channel (Pt100), high emissivity (e.g. surface PTFE)

## Guideline DAKKS-DKD-R 5-7 The following section includes extracts from the guideline.

## Guideline DAKKS-DKD-R 5-7 Calibration of climatic chambers

(...)

## 4 Objectives of calibration

The calibration of a climatic chamber determines any deviation between the values displayed by the chamber indicators and the climatological variables, air temperature and relative humidity, measured in those parts of the chamber volume provided for use or at individual points in the chamber volume. (...)

The objectives of calibration are thus the following:

Calibration of the indicators for temperature and relative humidity by comparison with values for air temperature and atmospheric humidity measured in the useful space using reference equipment (also specifying any such deviation and the necessary corrections. (...)

## 6 Calibration methods

(...)

(A) Calibration refers to the useful volume as spanned by the measuring locations in the unloaded climatic chamber. (...)

(B) Calibration refers to the useful volume as spanned by the measuring locations in the unloaded climatic chamber. The climatic chamber can be loaded in line with the user's typical application or by filling at least 40 percent of the useful volume with test pieces.

(...)

## 7 Calibration procedures

## 7.1 Arrangement of measuring locations

(...) For chamber volumes of up to 2000 liters the requirements regarding the number and spatial positioning of the measuring points are as per DIN EN 60068, 3-5; i.e. the measuring locations are the corner points and the spatial center of the cuboid spanning the useful volume. (...)

The calibration result is only valid for that volume spanned by the measuring points. (...)

## 7.6 Humidity calibration

For the purpose of calibrating relative humidity in a climatic chamber subject to air circulation the absolute humidity and dew-point T<sub>d</sub> or frost point T<sub>f</sub> can be determined in the center of the useful volume and the spatial distribution of relative humidity can be calculated on the basis of the measured air temperature distribution. (...)



Digital sensor for temperature, humidity, and atmospheric pressure FHAD 46-Cx



Example:  
ALMEMO® D6-sensor  
FHAD 46-C41

Digital sensor for temperature, humidity, and atmospheric pressure FHAD46-Cx, with ALMEMO® D6 plug  
Atmospheric pressure sensor integrated in the multi-sensor module, for automatic atmospheric pressure compensation

Common technical features FHAD 46-Cx

- All sensors in 1 multi-sensor module: capacitive digital sensor for humidity and temperature, digital atmospheric pressure sensor. Additional EEPROM data storage medium in the sensor module.
- The sensor module is thoroughly adjusted. All sensor characteristic and adjustment data are stored on the data storage medium of the sensor module itself. In the process of readjusting the individual sensors the adjustment values are directly saved on the data storage medium of the sensor module.
- Every sensor module has a unique serial number saved on the humidity sensor. The serial number is either displayed in the sensor menu of the measuring instrument or in the ALMEMO® Connect software. Hence, calibrated sensor modules can clearly be assigned to the calibration certificate.
- Replacement sensor modules are inexpensive: The sensor module is pluggable and can simply be exchanged on-site. Full accuracy without any adjustment, especially with calibrated sensors. The ALMEMO® connecting cable and the ALMEMO® measuring instrument have no influence on the calibration.
- New: The atmospheric pressure is measured directly at the measuring point in the sensor tip. Hence, the atmospheric pressure dependent humidity variables are automatically pressure compensated.
- All relevant ambient parameters are measured with just one sensor.
- Humidity calculation on the basis of formulae as per Dr. Sonntag and the enhancement factor as per W. Bögel (correction factor fw(t,p) for real mixed gas systems) This substantially widens the measuring range and improves the accuracy of humidity variable calculations.
- Humidity variable: Absolute humidity in g/m³
- The humidity variables are calculated from the three primary measuring channels (real measurable variables) temperature, relative humidity, atmospheric pressure
- Freely selectable measurable variables  
Four measuring channels are programmed (at our factory). temperature (°C, T, t), relative humidity (%H, RH, Uw), dewpoint (°C, DT, td), atmospheric pressure (mbar, AP, p)  
Other humidity variables can also be selected. mixture (g/kg, MH, r), absolute humidity (g/m³, AH, dv), vapor pressure (mbar, VP, e), enthalpy (kJ/kg, En, h)  
The configuration is performed on the ALMEMO® V7 measuring instrument or directly on the PC using the USB adapter cable ZA1919AKUV (see chapter “ALMEMO® Network technology”).

Common technical data FHAD 46-Cx

Digital temperature / humidity sensor (including A/D converter)  
Operative range depending on sensor type

<b>Humidity</b>	
Measuring range	0 to 98 % RH
Sensor	CMOSens® technology
Accuracy (incl. hysteresis)	±3 % RH in range 10 to 90 % RH ±5 % RH in range 5 to to 98 % RH at nominal temperature
Hysteresis	typical ±1 % RH
Nominal temperature	+23 °C ±5 K
Sensor operating pressure	Atmospheric pressure
Response time T <sub>63</sub>	typical 8 seconds at +25 °C, 1 m/s (without filter)

<b>Temperature</b>	
Sensor	CMOSens® technology

Accuracy	typical ±0.2 K at 5 to 60 °C maximum ±0.4 K at 5 to 60 °C maximum ±0.7 K at -20 to +80 °C
Reproducibility	typical ±0.1 K
Response time T <sub>63</sub>	typical 20 seconds (without filter)

**ALMEMO® connecting cable**  
PVC; Length (see variants) with ALMEMO® D6 plug  
FHAD 46-C4xAx silicone

**Digital atm. pressure sensor** (integrated in the multi-sensor module)  
Measuring range 700 to 1100 mbar  
Accuracy ±2.5 mbar (at 23 °C ±5 K)

**ALMEMO® D6 plug**  
Refresh rate 1 second for all four channels  
Supply voltage 6 to 13 VDC  
Current consumption 5 mA

DakkS accredited calibration or factory calibration KH9xxx temperature, humidity for digital sensor, see chapter „Calibration certificates“.  
DakkS accredited calibration meets all the requirements regarding test resources laid down in DIN EN ISO/IEC 17025.

Digital sensor for temperature, humidity, and atm. pressure FHAD 46-C4AG in protective all-weather housing cable length up to 100 meters with ALMEMO® D6 plug



Technical data and variants  
(see chapter „Meteorology“)



Digital sensor for temperature, humidity, and atm. pressure FHAD 46-C4xAx  
Version in stainless steel, with protective cap with ALMEMO® D6 plug



Replacement multi-sensor module FH0D 46-C






Technical features

- Extended operating temperature range.
- Silicone connecting cable.
- Four measuring channels are programmed (at our factory).  
temperature (°C, T, t), relative humidity (%H, RH, Uw),  
dewpoint (°C, DT, td), atmospheric pressure (mbar, AP, p)

Technical data

Operative range	-40...+85 °C / 5...98 % RH	Protective cap	Length (see variants) slotted, open cap, SK10
Mechanical design		Screw-fit cable gland	Splash-protected
Sensor tube	Stainless steel, diameter 12 mm	General description and common technical data see FHAD 46 Cx	

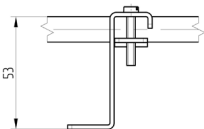
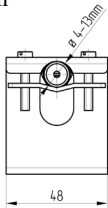
Variants including manufacturer's test certificate	Order no.
Digital sensor for temperature, humidity, and atmospheric pressure, protective cap, stainless steel tube, with fitted cable and ALMEMO® D6 plug.	
Sensor length 160 mm, Connecting cable, length 2 meters	FHAD46C41A
Sensor length 160 mm, Connecting cable, length 5 meters	FHAD46C41AL05
Sensor length 160 mm, Connecting cable, length 10 meters	FHAD46C41AL10
Sensor length 270 mm, Connecting cable, length 2 meters	FHAD46C42A
Sensor length 270 mm, Connecting cable, length 5 meters	FHAD46C42AL05
Sensor length 270 mm, Connecting cable, length 10 meters	FHAD46C42AL10
Sensor length 530 mm, Connecting cable, length 2 meters	FHAD46C43A
Sensor length 530 mm, Connecting cable, length 5 meters	FHAD46C43AL05
Sensor length 530 mm, Connecting cable, length 10 meters	FHAD46C43AL10
Replacement multi-sensor module, digital, adjusted, plug-in	FH0D46C

Protective caps		SK10	SK7	SK6	SK8	DA
Dimensions: length approx. 33 mm, diameter 12 mm						
	Designation	Pore size	max. temp.*	Typical Application		Order no.
SK10	slotted, open cap without filter	open	100 °C	short response time, no dirt load		ZB9600SK10
SK7	Metal-mesh filter in PC-housing	100 µm	120 °C	Universal, for medium, contamination, also high humidity		ZB9600SK7
SK6	PTFE sinter filter	50 µm	180 °C	High chemical resistance		ZB9600SK6
SK8	Stainless steel sinter filter	10 µm	180 °C	For severe mechanical stress, heavy contamination, strong air flow		ZB9600SK8
DA	Pressure connection			Hose connection for the built-in air pressure sensor		ZB9600DA

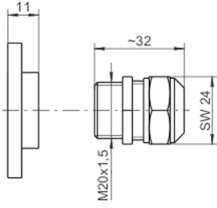
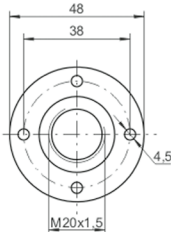
\* Observe application range

Accessories

Brackets for wall mounting, distance from wall approx. 40 mm  
ZB9600W



Movable brass screw connection with plastic sealing ring  
ZB9600KV20  
Connecting flange for screw connection, hole circle 38 mm Ø  
ZB9600F20



Digital sensor for temperature, humidity, and atmospheric pressure FHAD 46-C2  
Version in plastic, with slotted sensor cap with ALMEMO® D6 plug



FHAD 46-C2  
Multi-sensor module incorporated  
in slotted sensor cap  
compact design, short response time



FHAD 46-C2 Option with plug-in extension tube



FHAD 46-C2L00



Replacement multi-sensor module FH0D 46-C2



Extension tube

- Four measuring channels are programmed (at our factory).  
Temperature (°C, T, t), Relative humidity (%H, RH, Uw)

- Dewpoint (°C, DT, td)
- Atmospheric pressure (mbar, AP, p).

Technical data

Operative range	-20 to +60 °C / 5 to 98 % RH	Extension tube	Ø 8 mm, length 97 mm
Mechanical design			
Sensor cap	Ø 8 mm, length 36 mm		
Plug connection	Ø approx. 9 mm, IP40		
General description and common technical data see FHAD 46-Cx			

Variants including manufacturer's test certificate	Order no.
Digital sensor for temperature, atmospheric humidity, and atmospheric pressure, with multi-sensor module in slotted sensor cap, plug connector, including ALMEMO® connecting cable with coupling and ALMEMO® D6 plug.	
Connecting cable, length 2 meters	<b>FHAD46C2</b>
Connecting cable, length 5 meters	<b>FHAD46C2L05</b>
Connecting cable, length 10 meters	<b>FHAD46C2L10</b>
Cable stub approx.: 80 mm (incl. multi-sensor module)	<b>FHAD46C2L00</b>
Spare sensor element for FHAD462, digital, enclosed in slotted sensor cover, adjusted	<b>FH0D46C2</b>
Extension tube, Ø 8 mm, length 97 mm, plug-in, for FHAD 46-C2	<b>ZB0D462VR</b>

Digital sensor for temperature, humidity, and atm. pressure FHAD 46-C0  
Uncovered multi-sensor module with ALMEMO® D6 plug



FHAD 46-C0  
Uncovered multi-sensor module  
most compact design, short response time



Replacement multi-sensor module FH0D 46-C

- Four measuring channels are programmed (at our factory).  
Temperature (°C, T, t), Relative humidity (%H, RH, Uw)

- Dewpoint (°C, DT, td),
- Atmospheric pressure (mbar, AP, p).

Technical data

Operative range	-20 to +80 °C / 5 to 98 % RH	Multi-sensor module (dimensions over all) approx. 6 x 14 x 3 mm
Mechanical design		Plug connection Width approx. 7 mm

Variants including manufacturer's test certificate	Order no.
Digital sensor for temperature, humidity, and atmospheric pressure, with uncovered multi-sensor module, plug connector, including ALMEMO® connecting cable with coupling and ALMEMO® D6 plug.	
Connecting cable, length 2 meters	<b>FHAD46C0</b>
Connecting cable, length 5 meters	<b>FHAD46C0L05</b>
Connecting cable, length 10 meters	<b>FHAD46C0L10</b>
Replacement multi-sensor module, digital, adjusted, plug-in	<b>FH0D46C</b>

High-precision sensor for temperature, humidity, atmospheric pressure FHAD 36 RAx  
Wide operating temperature range Automatic atmospheric pressure compensation  
Digital sensor with ALMEMO® D6 plug



ALMEMO® connecting cable  
with sensor  
(example FHAD 36 RAS)

General features,  
ALMEMO® D6 sensors  
see chapter ALMEMO® Measuring  
instruments

Common technical features FHAD 36 RAx

- Digital capacitive humidity sensor with integrated signal processor, designed to meet the highest accuracy requirements in humidity measurement
- Unique correction and adjustment process  
All sensor characteristics and adjustment data are saved in the humidity sensor itself.
- A digital atmospheric pressure sensor integrated in the ALMEMO® D6 plug itself provides automatic pressure compensation for all pressure-dependent humidity variables.
- Humidity calculation on the basis of formulae as per Dr. Sonntag and the enhancement factor as per W. Bögel (correction factor fw(t,p) for real mixed gas systems) This substantially widens the measuring range and improves the accuracy of humidity variable calculations.
- Humidity variable, Absolute humidity in g/m³
- All relevant ambient parameters are measured with just one sensor.
- The humidity variables are calculated from the three primary measuring channels (real measurable variables) temperature, relative humidity, atmospheric pressure
- Freely selectable measurable variables
- Four measuring channels are programmed (at our factory) temperature (°C, T, t), relative humidity (%H, RH, Uw), dewpoint (°C, DT, td), atmospheric pressure (mbar, AP, p). Other humidity variables can also be selected: mixture (g/kg, MH, r), absolute humidity (g/m³, AH, dv), vapor pressure (mbar, VP, e), enthalpy (kJ/kg, En, h). This device can be configured directly on a PC using USB adapter cable ZA 1919 AKUV (see chapter „Networking“).

! The recommended application range for capacitive sensors is up to dew point temperatures in the range of 80 °C td. Measurements at high humidity and high temperatures can lead to a larger sensor drift with capacitive sensors. Permanent changes in sensor characteristics can be caused by chemical / physical processes. Contamination in the measuring medium and falling below the dew point temperature (in extreme climates), can further intensify this effect.

Common technical data FHAD 36 RAx

Digital temperature / humidity sensor (including A/D converter)		Sensor connector on the sensor / sensor cable	
Operative range		Plug connector (Materials: anticorodal aluminum, anodized) IP65	
Humidity		Operative range of the electronics	
Sensor	capacitive	in the connecting cable (coupling) -40 to +90 °C	
Measuring range	5...98 % RH	in the grip (of hand-held sensors) -40 to +85 °C	
Adjusted	at +23 °C and 10 %, 35 %, 80 % RH	ALMEMO® connecting cable	
Accuracy	±1.3 % RH (at +23 °C ±5 K)	Coupling (length = 100 mm) with cable, length = 2 or 5 meters	
Reproducibility	0.3 % RH	(Materials: TPU, -40 to +90 °C) with ALMEMO® D6 plug	
Response time T <sub>63</sub>	typical 15 seconds at typical 1 m/s (without filter)	Digital atm. pressure sensor (integrated in ALMEMO® D6 plug)	
Temperature		Measuring range	700 to 1100 mbar
Sensor	Pt100 Class B	Accuracy	±2.5 mbar (at 23 °C ±5 K)
Measuring range	-100 to +170 °C	ALMEMO® D6 plug	
	Please observe operative range! (depending on sensor type)	Refresh rate	1 second for all four channels
Accuracy at +23 °C ±5 K	±0.2 K	Supply voltage	6 to 13 VDC
Reproducibility	0.05 °C	Current consumption	9 mA

DAkkS accredited calibration or factory calibration KH9xxx temperature, humidity for digital sensor, see chapter „Calibration certificates“.  
DAkkS accredited calibration meets all the requirements regarding test resources laid down in DIN EN ISO/IEC 17025.

11/2025 • We reserve the right to make technical changes.

## High-precision sensor for temperature, humidity, atmospheric pressure FHAD 36 RAS Automatic atmospheric pressure compensation. Digital sensor with ALMEMO® D6 plug



General description and common technical data  
see FHAD 36 Rx

### Technical data

Operative range	-40 to +90 °C	Filter cartridge	Polycarbonate
Housing material	Polycarbonate	Filter	Polyethylene

### Accessories

#### Order no.

Brackets for wall mounting (see FHAD 46-C4x-Ax)

**ZB9600W**

### Variants Including factory test certificate and polyethylene filter

#### Order no.

High-precision digital temperature / humidity sensor, with plug connector, including ALMEMO® connecting cable with coupling and ALMEMO® D6 plug, and integrated digital atmospheric pressure sensor

Connecting cable, length 2 meters

**FHAD36RAS**

Same as above Connecting cable, length 5 meters

**FHAD36RASL05**

### Filters

for FHAD 36-RAS



### Variants

#### Order no.

Filter insert made from polyethylene with a polycarbonate filter cartridge for standard applications  
good response time and good protection against fine particulates

**ZB9636APE**

Filter insert made from stainless-steel wire fabric with a polycarbonate filter cartridge quickest response time  
not suitable for environments that are bioactive or contaminated with fine particulates (risk of congestion)

**ZB9636AWM**

Filter insert made from PTFE (polytetrafluoroethylene) with a polycarbonate filter cartridge  
good protection against fine particulates, high chemical resistance, slower response time

**ZB9636APTFE**

High-precision sensor for temperature, humidity, atmospheric pressure FHAD 36 RAIC  
Industrial-standard design for high temperatures up to +170 °C  
Automatic atmospheric pressure compensation. Digital sensor with ALMEMO® D6 plug



General description  
and common technical data  
see FHAD 36 Rx

Technical data

Operative range	-100 to +170 °C	Filter cartridge	Stainless steel 1.4301
Sensor length	144 mm incl. sensor (Other lengths 294 mm are available on request.)	Filter	Stainless-steel wire fabric filter
Housing material	PEEK	Electronics	length: 111 mm

Accessories		Order no.
Assembly screw fittings for 15 mm sensor Brass, nickel-plated Thread M20 x 1.5 Viton® seal, up to +200 °C	ZB9636KV	
Mounting flange Steel, nickel-plated Diameter 80 mm		ZB9636F



Variants	Order no.
Including factory test certificate and stainless-steel wire fabric filter	
High-precision digital temperature / humidity sensor, industry-standard, with high-temperature sensor cable and plug connector, including ALMEMO® connecting cable with coupling and ALMEMO® D6 plug	
Integrated digital atmospheric pressure sensor	
Sensor cable, length = 2 meters, Connecting cable, length 2 meters	FHAD36RAIC102
Same as above Sensor cable, length = 5 meters, Connecting cable, length 2 meters	FHAD36RAIC105
Same as above Sensor cable, length = 2 meters, Connecting cable, length 5 meters	FHAD36RAIC102L05
Same as above Sensor cable, length = 5 meters, Connecting cable, length 5 meters	FHAD36RAIC105L05

Filter	
for sensors with filter cartridge for FHAD 36 RAIC	
Variants	Order no.
Stainless-steel wire fabric filter insert quickest response time	
not suitable for environments that are bioactive or contaminated with fine particulates (risk of congestion)	ZB9636AIWM
Stainless-steel sinter filter best protection in environments heavily contaminated with particulates	
good response time for low humidities (not to be used for high humidities)	ZB9636AISSS
PTFE filter insert good protection against fine particulates, high chemical resistance, slower response time	ZB9636AIPTFE



Other designs are available on request	
FHAD 36-RAIMx: Industry-standard humidity sensor FHAD 36 RAIM in stainless steel Diameter 15 mm, -100 to +170 °C	
FHAD 36-RAIEx: Screw-fit humidity sensor FHAD 36 RAIE, up to 100 bar, stainless steel Thread G 1/2-inch, -100 to +170 °C	

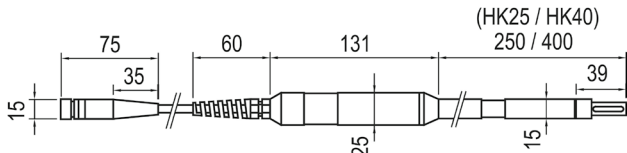




High-precision sensor for temperature, humidity, atmospheric pressure FHAD 36 RHK  
Hand-held sensor for temperatures up to +170 °C  
Automatic atmospheric pressure compensation, Digital sensor with ALMEMO® D6 plug



For on-site test measurements,  
not for stationary installation



Sensor plug, cable, sensor with handle

General description and  
common technical data  
see FHAD 36 Rx

Technical data

Operative range	-100 to +150 / +170 °C (see variants)	Filter cartridge	Brass, nickel-plated
Operative range of the electronics in the grip	-40 to +85 °C	Filter	Stainless-steel wire fabric filter
Housing material	Shaft PEEK	Response time T <sub>63</sub>	<10 seconds at typical 1 m/s, without filter

Filter

for sensors with filter cartridge  
for FHAD 36 RIC and FHAD 36 RHK



Variants

Order no.

Stainless-steel wire fabric filter quickest response time	
not suitable for environments that are bioactive or contaminated with fine particulates (risk of congestion)	ZB9636M15
Stainless-steel sinter filter best protection in environments heavily contaminated with particulates	
good response time for low humidities (not to be used for high humidities)	ZB9636S15
PTFE filter good protection against fine particulates, high chemical resistance, slower response time	ZB9636T15

Variants Including factory test certificate and stainless-steel wire fabric filter

Order no.

High-precision digital temperature / humidity sensor	
Handle with 2-meter sensor cable and plug connector, including ALMEMO® connecting cable, length 0.3 meters, with coupling and ALMEMO® D6 plug Integrated digital atmospheric pressure sensor	
Operative range up to +150 °C Sensor length 250 mm	FHAD36RHK25
Operative range up to +170 °C Sensor length 400 mm	FHAD36RHK40

Other designs are available on request

FHAD 36-RHPx:  
Humidity probe with pointed tip, Diameter 10 mm  
for taking meas. in loose bulk materials, -40 to +85 °C  
  
FHAD 36-RHSx:  
Humidity probe with flat blade 18 x 4 mm  
for taking meas. in paper or textile stacks, -40 to +85 °C



Capacitive humidity sensor FHA 646 R, miniature sensor



- Compact sensor, extremely small dimensions
  - Wide operating temperature range
  - Particularly suitable for measuring operations between PCBs,
- inside cases, in walls, ceilings, and insulation layers used in the construction industry, and for the protection of listed historic monuments

Technical data

Operative range	-30 to +100 °C, 5 to 98 % RH	Temperature measuring circuit	
Humidity measuring circuit		Sensor	NTC type N
Measuring range	0 to 100 % RH	Accuracy	-20 to 0 ±0.4 K, 0 to +70 ±0.2 K
Sensor	capacitive		+70 to +100 ±0.6 K
Accuracy	±2 % RH in the range <90 % RH at nominal temperature	Reproducibility	0.1 K
Reproducibility	<1 % RH at nominal temperature	Mechanical design	
Nominal temperature	+25 ±3 °C	Sensor tube	nickel-plated, 50 mm long, 5 mm Ø
Response time T63	approx. 10 seconds at 1 m/s	Protective cap	None
		Cable	High-temperature cable (up to +100 °C), 2 meters long, with ALMEMO® plug (no other lengths available)


! The sensor can only be operated by plugging DIRECTLY onto an ALMEMO® device. (NOT with extension cables ZA9060VKx or ZA9090VKCx). Or alternatively, the following sensor types can be used. FHAD36RAS up to +100 °C FHAD46-C2 or FHAD46-C0 Compact design

Accessories	Order no.
PTFE filter, inside diameter 5 mm suitable for protection against dust, not water-proof	ZB9646SKR

Variants	Order no.
Miniature sensor for temperature / humidity, with fitted high-temperature cable, length 2 meters, with ALMEMO® plug	FHA646R

DAkKS accredited calibration or factory calibration KH9xxx temperature, humidity for measuring chain (sensor + device), see chapter „Calibration certificates“. DAkKS accredited calibration meets all the requirements regarding test resources laid down in DIN EN ISO/IEC 17025.

## Digital sensor for measuring temperature and humidity FHAD 46-C7



Pressure-sealed variant up to 16 bar,  
with ALMEMO® D6 plug

- Compact sensor made from stainless steel
- Screw thread, for pressure pipes
- Option - adapter for compressed air pipes
- Capacitive digital sensor for humidity and temperature. Additionally EEPROM data storage medium in the multi-sensor module.
- The sensor module is thoroughly adjusted. All sensor characteristic and adjustment data are stored on the data storage medium of the sensor module itself. In the process of readjusting the individual sensors, the adjustment values are directly saved on the data storage medium of the sensor module.
- Every sensor module has a unique serial number saved on the humidity sensor. The serial number is either displayed in the sensor menu of the measuring instrument or in the ALMEMO® Connect software. Hence, calibrated sensor modules can clearly be assigned to the calibration certificate.
- Replacement sensor modules are inexpensive: The sensor module is pluggable and can simply be exchanged on-site. Full

accuracy without any adjustment, especially with calibrated sensors. The ALMEMO® connecting cable and the ALMEMO® measuring instrument have no influence on the calibration.

- The humidity variables are calculated from the two primary measuring channels (real measurable variables): temperature, relative humidity
- Three measuring channels are programmed: temperature (°C, T, t), relative humidity (%H, RH, Uw), dewpoint (°C, DT, td). One further humidity variable can also be selected: mixture (g/kg, MH, r), absolute humidity (g/m³, AH, dv), vapor pressure (mbar, VP, e), enthalpy (kJ/kg, En, h). The configuration of the channels and the input of the system pressure for the automatic pressure compensation of the pressure dependent humidity variables is performed on the ALMEMO® V7 measuring instrument or directly on the PC using the USB adapter cable ZA1919AKUV (see chapter "ALMEMO® Network technology").

## Technical data

<b>Operative range</b>	-20 to +80 °C, 5 to 98 % RH
<b>Digital temperature / humidity sensor (including A/D converter)</b>	
<b>Humidity</b>	
Measuring range	0 to 98 % RH
Sensor	CMOSens® technology
Accuracy	±3 % RH in range 10 to 90 % RH
(incl. hysteresis)	±5 % RH in range 5 to 98 % RH at nominal temperature
Hysteresis	typical ±1 % RH
Nominal temperature	+23 °C ±5 K
Sensor operating pressure	up to 16 bar
<b>Temperature</b>	
Sensor	CMOSens® technology
Accuracy	typical ±0.2 K at 5 to 60 °C maximum ±0.4 K at 5 to 60 °C maximum ±0.7 K at -20 to +80 °C
Reproducibility	typical ±0.1 K

## ALMEMO® connecting cable

PVC Length (see variants) with ALMEMO® D6 plug

## ALMEMO® D6 plug

Refresh time	1 second for all four channels
Supply voltage	6 to 13 VDC
Current consumption	3 mA

## Mechanical design

Sensor	Stainless steel, diameter 12 mm Overall length approx. 77 mm
Filter cap	PTFE sinter filter SK6
Process connection	Male thread G 1/2-inch Fitted length 48 mm, Width across flats 27
Screw-fit cable gland	Splash-protected



Adapter for  
compressed air pipes

## Accessories

Adapter for compressed air pipes  
PTFE sinter filter (spare)  
Stainless-steel sinter filter

## Order no.

ZB96467AP  
ZB9600SK6  
ZB9600SK8

## Variants

Digital sensor for temperature and humidity, filter cap PTFE, pressure-sealed variant, with fitted cable and ALMEMO® D6 plug, manufacturer's test certificate

Connecting cable, length 2 meters

Connecting cable, length 5 meters

Connecting cable, length 10 meters

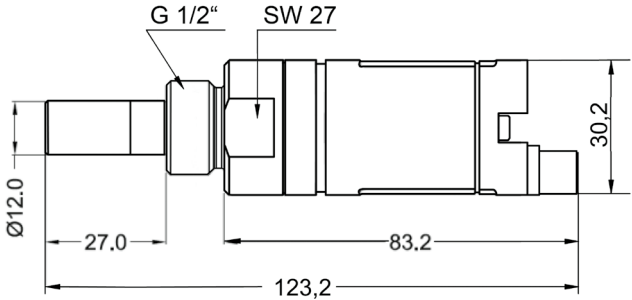
Replacement sensor element, digital, adjusted, plug-in

## Order no.

FHAD46C7  
FHAD46C7L05  
FHAD46C7L10  
FH0D46C

DAkkS accredited calibration or factory calibration KH9xxx, temperature, humidity, for digital sensor, see chapter „Calibration certificates“. DAkkS accredited calibration meets all the requirements regarding test resources laid down in DIN EN ISO/IEC 17025.

Digital sensor for dew point, air humidity, temperature FHAD 46-DTC2,  
Pressure-sealed variant with screw thread, with ALMEMO® D6 plug



Technical features

- The dew point sensor is intended for continuous monitoring of the dew point in industrial applications. Compressed air systems (refrigerant and adsorptions dryers), pellet dryer, medical gases, non corrosive gases, e.g. Nitrogen.
- High accuracy when measuring the dew point temperature.
- Reliably measuring the dew point in clean, dry, and oil-free gases and compressed air.
- Recommended installation of the sensor indirectly through the measuring chamber (accessory). The measuring chamber is connected to the compressed air pipe via the quick-coupling. Advantage: Simple installation and removal of the sensor (under operating pressure in the line). Fast response time of the sensor thanks to the perforated protective cap and the controlled flow. Protected installation of the sensor. For oily and dirty compressed air, a prefilter can be used in front of the measuring chamber (provided by the customer).
- Alternatively: Installing the sensor via the thread G 1/2“ directly into in the dryer respectively the compressed air pipe. Using the sintered stainless steel filter.
- The dew point sensor is also available with a process connection for high pressures (up to 350 bar) (option).
- The sensor will be supplied in a robust industrial housing.
- The digital dew point sensor works with an integrated AD converter. The measured values are calculated within the sensor and are digitally transmitted via the ALMEMO® D6 plug to the ALMEMO® device.
- 3 measuring channels are preprogrammed: Temperature (°C, t), Relative Humidity (%H, Uw), Dew point (°C, td).
- The overall accuracy of the digital ALMEMO® dew point sensor is independent from the ALMEMO® display device / data logger and from extension cables used.

Technical data:

Measuring range:	-80 °C to +20 °C td dew point temperature	Storage temperature:	-40 to 80 °C
Accuracy at 23 °C:	±1 °C td from -20 to +20 °C td ±2 °C td from -50 to -20 °C td ±3 °C td from -80 to -50 °C td	Output:	digital, plug connection
Nominal conditions:	23 °C ±5 K, pressure: 6 bar	Power supply:	via ALMEMO® D6 plug
Measuring channels:		ALMEMO® connection cable:	pluggable, 2 m PVC cable, with ALMEMO® D6 plug
Temperature:	-20.0 to +70.0 °C	ALMEMO® D6 plug:	
Relative humidity:	0 to 9.0 % RH	Refresh time:	0.5 sec. for all 3 channels
Dew point:	-80.0 to +20.0 °C td	Supply voltage:	6 to 13 V DC
Operating temperature:	-20 to +70 °C, recommended: 0 to 50 °C	Current consumption:	typical 20 mA
Process connection:	screw thread G1/2“ stainless steel	Housing:	
Protective cap:	sintered stainless steel filter (50 µm)	Material:	zinc alloy
Pressure range:	-1 to 50 bar standard	Protection class:	IP65

Accessories



Screw-on measuring chamber for connecting a dew point transmitter to compressed air pipes via quick coupling, up to a maximum of 16 bar, including perforated protective cap  
Advantage: fast measurement without installation costs.

Order no.

ZB9646DTCK

Option

Dew point sensor for process pressure up to 350 bar

OA9646DTC2P


Variants including factory calibration certificate

Order no.

Digital sensor for dew point, air humidity, temperature, pressure-sealed variant with screw thread sintered stainless steel filter, plug connection, ALMEMO® connection cable 2 m with ALMEMO® D6 plug  
Factory calibration certificate KH93xx, dew point, for digital sensors, see chapter „Calibration certificates“

FHAD46DTC2

## Digital psychrometer, FPAD 36-3 with ALMEMO® D6 plug with integrated atmospheric pressure sensor, for automatic pressure compensation



- Digital temperature sensors (adjusted) with high precision and synchronism up to 90 °C.
- Automatic air pressure compensation with built-in air pressure sensor.
- Stable sensor cable.
- Version optimized for long-term measuring operations
- Automatic humidification of the wick after filling the water tank.

**General features of ALMEMO® D6 sensors:**  
see chapter ALMEMO® Measuring instruments

### Technical data and functions

- The two digital Pt100 sensors for dry temperature and wet temperature are characterized by particularly high precision and synchronism up to 90 °C.  
The Pt100 sensors are connected to the digital ALMEMO® D6 connector (as a complete measuring chain) adjusted at 0 °C, 25 °C, 85 °C in the calibration laboratory. The accuracy of the temperature measurement is thus independent of the ALMEMO® measuring instrument. The two digital Pt100 sensors are easily exchangeable in case of service.
- Stable sensor cable with shielding and insulation FEP.
- The digital psychrometer can be operated with any ALMEMO® measuring instrument without affecting its measuring accuracy. The digital psychrometer is calibrated without ALMEMO® device.
- A digital atmospheric pressure sensor integrated in the ALMEMO® D6 plug itself provides automatic pressure compensation for all pressure-dependent humidity variables.
- Humidity calculation (Calculation is done in the ALMEMO® D6 connector) on the basis of formulae as per Dr. Sonntag and the enhancement factor as per W. Bögel (correction factor  $fw(t,p)$  for real mixed gas systems)

This substantially widens the measuring range and improves the accuracy of humidity variable calculations.

- Humidity variable Absolute humidity in  $g/m^3$
- Temperatures are measured using A/D converter incorporated in the ALMEMO® D6 plug.
- The humidity variables are calculated from the three primary measuring channels (real measurable variables):  
Dry temperature, wet temperature, atmospheric pressure
- Freely selectable measurable variables  
Four measuring channels are programmed (at our factory):  
dry temperature (°C, TT, t), wet temperature (°C, HT, tw),  
relative humidity (%H, RH, Uw), atmospheric pressure (mbar, AP, p)  
Other humidity variables can also be selected:  
dewpoint (°C, DT, td), mixture (g/kg, MH, r), absolute humidity ( $g/m^3$ , AH, dv), vapor pressure (mbar, VP, e),  
enthalpy (kJ/kg, En, h)  
This device can be configured directly on a PC using USB adapter cable ZA 1919 AKUV (see chapter „Networking“).

### Recommendations for calibration laboratories and quality assurance



ALMEMO® 1036-2

Reference measuring instrument ALMEMO® 1036-2 is ideally suited for use in calibration laboratories and quality assurance procedures. When measuring atmospheric humidity the combination of reference measuring instrument ALMEMO® 1036-2 and precision psychrometer FPA-836-3P3 ensures very high levels of resolution, precision, and linearity. Resolution parameters: temperature Pt100 0.001 K, relative humidity 0.01 %, dewpoint 0.01 K. The measuring instrument incorporates a digital atmospheric pressure sensor for compensation purposes. These devices are offered in a set including the sensor and a DAkkS accredited calibration certificate: Calibration points temperature/humidity at 25 °C / 30 % r.h. and 25 °C / 75 % r.h. and air pressure in the range 700 ... 1100 mbar.  
For general description and technical data see Chapter „ALMEMO® reference measuring instruments“.



Digital stationary psychrometer FPAD 36-3

Technical data

Operating temperature	0 to +90 °C (no ice)	<b>Digital atmospheric pressure sensor</b> (integrated in ALMEMO® D6 plug)	
Humidity measuring range	10 to 100 % RH	Measuring range	700 to 1100 mbar
Measuring system	psychrometric	Accuracy	±2.5 mbar (at 23 °C ±5 K)
Accuracy	±1 % RH in the range of 10 to 100 % RH at 10 to 90 °C and 900 to 1050 mbar	<b>A/D converter incorporated in ALMEMO® D6 plug</b>	
Temperature sensors	2 x Pt100 class B	Inputs	2 inputs, range Pt100
Accuracy	ALMEMO® adjusted at 0 °C, 25 °C, 85 °C	Resolution	0.01 K
Ventilator power supply	12 VDC via mains unit, cable approx. 1.5 meters and extension cable 5 m (included in delivery)	Measuring current	1 mA
Housing	Plastic PMMA	Linearization	Calculation procedure (no approximations)
Dimensions	175 x 50 x 75 mm (LxWxH)	Accuracy	±0.07 K ±2 digits
Weight	approx. 890 g	Nominal temperature	23 °C ±2 K
ALMEMO® connecting cable	2 Cables, FEP / Wire Shielding, 5 meters to 1 ALMEMO® D6 plug	Temperature drift	0.003 %/K (30 ppm)
		Calculated humidity variables	Analytic equation (not an approximation)
		Refresh rate	0.3 seconds for all four channels
		Supply voltage	6 to 13 VDC
		Current consumption	approx. 11 mA

Accessories	Order no.
Spare wicks (2 pieces)	ZB98462ED

Variants	Order no.
Digital psychrometer with Pt100 sensors Psychrometer, fitted cable, with ALMEMO® D6 plug, integrated digital atmospheric pressure sensor, mains unit, Extension cable for power supply unit, water bottle, two wicks, carry case	FPAD363

DAkKS accredited calibration or factory calibration KH91xx, temperature, humidity, for digital sensor, see chapter „Calibration certificates“.  
DAkKS accredited calibration meets all the requirements regarding test resources laid down in DIN EN ISO/IEC 17025.

## Hand-held digital psychrometer FNAD 46 with ALMEMO® D6 plug with integrated atmospheric pressure sensor, for automatic pressure compensation



**General features,  
ALMEMO® D6 sensors**  
see chapter ALMEMO® Measuring instruments

- A digital atmospheric pressure sensor integrated in the ALMEMO® D6 plug itself provides automatic pressure compensation for all pressure-dependent humidity variables.
- Humidity calculation on the basis of formulae as per Dr. Sonntag and the enhancement factor as per W. Bögel (correction factor  $fw(t,p)$  for real mixed gas systems). This substantially widens the measuring range and improves the accuracy of humidity variable calculations.
- Humidity variable Absolute humidity in  $g/m^3$
- High-precision NTC sensors for dry temperature and wet temperature
- Temperatures are measured using an A/D converter incorporated in the ALMEMO® D6 plug.
- The humidity variables are calculated from the three primary measuring channels (real measurable variables):  
Dry temperature, wet temperature, atmospheric pressure
- Freely selectable measurable variables  
Four measuring channels are programmed (at our factory):  
dry temperature ( $^{\circ}C$ , TT, t), wet temperature ( $^{\circ}C$ , HT, tw),  
relative humidity (%H, RH, Uw), atmospheric pressure (mbar, AP, p)
- Other humidity variables can also be selected:  
dewpoint ( $^{\circ}C$ , DT, td), mixture ( $g/kg$ , MH, r), absolute humidity ( $g/m^3$ , AH, dv), vapor pressure (mbar, VP, e),  
enthalpy ( $kJ/kg$ , En, h)  
This device can be configured directly on a PC using USB adapter cable ZA 1919 AKUV (see chapter „Networking“).

### Technical data

Operating temperature	0 to $+60^{\circ}C$ (no ice)
Humidity measuring range	10 to 100 % RH
Measuring system	psychrometric
Accuracy	$\pm 1$ % RH under nominal conditions
Accuracy in measuring range	10... 100 % r.h.: typ. $\pm 1$ % r.h. at $25^{\circ}C \pm 3 K$ , 1013 mbar
Nominal conditions	$+25^{\circ}C \pm 3 K$ , 1013 mbar, 50 % RH
Temperature sensors	2 x NTC type N
Accuracy	$\pm 0.2 K$ at 0 to $60^{\circ}C$
Ventilator power supply	via ALMEMO® D6 plug
Housing	Plastic
Dimensions	$\varnothing 50$ mm, length 245 mm
Weight	approx. 300 g
Sensor connector	Built-in plug
ALMEMO® connecting cable	coupling, 1.5 meters, PVC cable with ALMEMO® D6 plug
Supply voltage	9 to 13 VDC
Current consumption	20 mA

#### Digital atmospheric pressure sensor (integrated in ALMEMO® D6 plug)

Measuring range	700 to 1100 mbar
Accuracy	$\pm 2.5$ mbar (at $23^{\circ}C \pm 5 K$ )

#### A/D converter incorporated in ALMEMO® D6 plug

Inputs	2 NTC sensors (clamped connection in plug)
Resolution	0.01 K
Linearization	error-free computing method according to Galway Steinhart (no approximations)
Accuracy	$\pm 0.05 K$
Nominal temperature	$23^{\circ}C \pm 2 K$
Temperature drift	0.004 %/K (40 ppm)
Calculated humidity variables	Analytic equation (not an approximation)
Refresh rate	0.4 seconds for all four channels

### Accessories

Spare wicks (2 pieces)

**Order no.**

**ZB9846ED**

### Variants



Hand-held digital psychrometer with NTC sensor  
Hand-held psychrometer, connecting cable with ALMEMO® D6 plug,  
integrated digital atmospheric pressure sensor, water bottle, two wicks

**Order no.**

**FNAD46**

DAkkS accredited calibration or factory calibration KH91xx, temperature, humidity, for digital sensor, see chapter „Calibration certificates“.  
DAkkS accredited calibration meets all the requirements regarding test resources laid down in DIN EN ISO/IEC 17025.

Digital temperature / humidity transmitter MH8D46C with double analog output V or mA



Transmitter with open housing

- Digital sensor element for humidity, temperature, air pressure  
All key sensor characteristics, settings, and adjustment data are saved in the sensor element itself.
- Plug-in sensor element: Spare elements are inexpensive; a replacement can be fitted on site quickly and easily by virtually anyone; it will be fully accurate straight away needing no special adjustment.
- Digital transfer of measured values from the sensor element to the transmitter
- Four climate variables can be measured: Double analog output for temperature and one humidity variable relative humidity / dewpoint / mixture ratio. The air pressure dependent humidity values are automatically compensated for air pressure (the air pressure is measured directly at the measuring point in the sensor tip).
- The transmitters can be configured via the internal display and the keypad.
- The analog output type (10 V or 20 mA) can be selected (via the keypad); the analog output range can be programmed.
- Display of measured value, channel, units, humidity range, analog start, analog end, and analog type
- The sensor tube can be connected either directly by plugging onto the transmitter itself or via a connecting cable.
- Suitable for conduit mounting or wall mounting

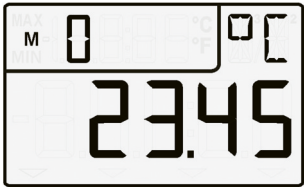
Technical data

Operative range	Sensor -20 to +80 °C, 5 to 98 % RH Electronics -10 to +50 °C, IP65	Output type	0 to 10 V, 0 to 20 / 4 to 20 mA, selectable
Humidity sensor		Resolution	16 bit
Measuring range	0 to 100 % RH	Accuracy	0.1 % of final value
Sensor	CMOSens® technology	Temperature drift	10 ppm / K
Fixed measuring period / output period approx.	3 seconds	Time constant	100 µs
Accuracy	±3 % RH in range 10 to 90 % RH	Connection	Cable, via screwless clamp connector, with cable bushing
(incl. hysteresis)	±5 % RH in range 5 to < 98 % RH at nominal temperature		Cable diameter 2 to 5 mm
Hysteresis	typical ±1 % RH	Standard equipment	
Nominal temperature	+23 °C ±5 K	Display, internal	2-row LCD 7 segments 4 1/2 and 5 characters 2 digits 16 segments
Sensor operating pressure	Atmospheric pressure	Operation, internal	3 keys
Response time T <sub>63</sub>	typical 8 seconds at +25 °C, 1 m/s (without filter)	Power supply	
Temperature sensor		DC voltage	9 to 30 VDC
Sensor	CMOSens® technology	Current consumption	37 mA + 1.5·I <sub>Out</sub>
Fixed measuring period / output period approx.	3 seconds	Connection	Cable, via screwless clamp connector, with cable bushing
Accuracy	typical ±0.2 K at 5 ... 60 °C max. ±0.4 K at 5...60 °C max. ±0.7 K at -20...80 °C		Cable diameter 2 to 5 mm
Reproducibility	typical ±0.1 K	Mechanical design	
Response time T <sub>63</sub>	typical 20 seconds (without filter)	Sensor tube	Stainless steel, diameter 12 mm
Outputs		Protective cap	SK7, metal-mesh filter
Double analog output	Digital-to-analog converter (DAC) electr. isol. 0 to 10 V, load >100 kilohms 0 to 20 mA, load <500 ohms	Housing	Die-cast aluminum, closed cover
		Dimensions	100 x 100 x 60 mm (LxWxH)
		Protective class	IP65 (with sensor tube and connecting cable plugged in)

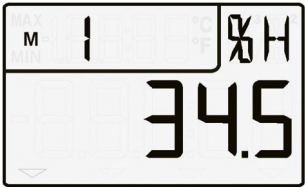
# Air humidity

## Display of measured values and programming (housing open)

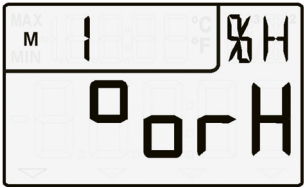
11/2025 • We reserve the right to make technical changes.



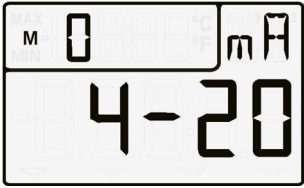
Measured value display, channel M0, temperature



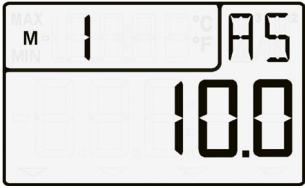
Measured value display, channel M1, humidity variable, e.g. relative humidity



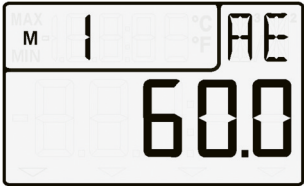
Selecting the humidity variable, e.g. relative humidity, % RH



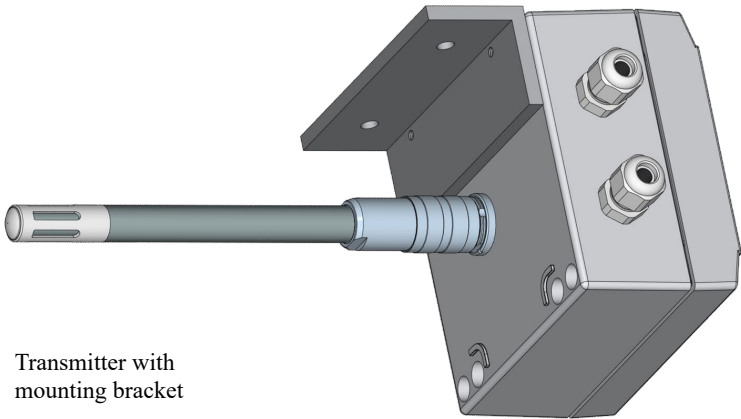
Selecting the analog output type, e.g. 4 to 20 mA



Programming the analog start



Programming the analog end



Transmitter with mounting bracket

Accessories		Order no.
Angle bracket for wall mounting	ZB8D00W	Connecting cable between sensor tube and transmitter
Rubber gasket (mat) for mounting the housing directly on a conduit wall (immersion depth = sensor length + approx. 42 mm plug length)	ZB8D00GD	Length = 2 meters ZH9D46VK02
Movable brass screw with plastic sealing ring	ZB9600KV20	Same as above Length = 5 meters ZH9D46VK05
Connecting flange for screw connection, pitch circle diameter 38 mm	ZB9600F20	Same as above Length = 10 meters ZH9D46VK10
Protective caps		Spare sensor, complete Sensor element inside sensor tube including protective cap SK7
Mains plug, 100 to 240 VAC, 12 VDC, 1.8 A	ZB1012NA12	Sensor length = 125 mm FH9D46C1K1
		Same as above Sensor length = 265 mm FH9D46C1K2
		Same as above Sensor length = 525 mm FH9D46C1K3
		Replacement sensor element, digital, adjusted, plug-in FH0D46C

Variants including manufacturer's test certificate	Order no.
Digital transmitter for temperature and humidity	
with double analog output, 10 V or 20 mA (selectable via keypad), internal display, 3 keys, aluminum housing, IP65, with plug-in digital sensor, sensor length = 125 mm	MH8D46C1K1
Same as above Sensor length = 265 mm	MH8D46C1K2
Same as above Sensor length = 525 mm	MH8D46C1K3

DAkkS accredited calibration or factory calibration KH9xxx, temperature, humidity, for digital sensor, see chapter „Calibration certificates“. DAkkS accredited calibration meets all the requirements regarding test resources laid down in DIN EN ISO/IEC 17025.

## Digital precision vane anemometer

FVAD 15 -H120 / -H140 / -H220 / -H240 / -MK5 / -MK20 with ALMEMO® D6 plug

### ALMEMO® D6



FVAD 15 -H120 / -H140



FVAD 15 -H220 / -H240



FVAD 15-HMK5 / -HMK20

## Technical data and functions

- The precision probe heads and the sensor shaft are made of metal.
- The flow velocity is recorded with high accuracy.
- Every vane anemometer is adjusted individually. The multi-point adjustment is saved within the ALMEMO® D6 plug.
- Measurement operations carried out by a vane anemometer in air/gas are in practice nearly completely unaffected by environmental variables such as pressure, temperature, or humidity. The low dependence of the measured value on density can be compensated. The density of the gas can be programmed within the ALMEMO® D6 sensor menu on the ALMEMO® V7 device.
- The rugged construction is suitable for mobile as well as for stationary measurement operations.
- The ALMEMO® D6 plug measures the frequency signal of the vane with high resolution.
- One measuring channel is programmed (at our factory): flow velocity  $v$  (m/s).

### Technical data:

Maximum resolution	0.01 m/s	Refresh rate	0.5 seconds for all channels
Nominal conditions	22 °C ±2 K, 1013 mbar	Averaging period	2 seconds, programmable from 2 to 100 s
Connection cable	permanently connected cable, FEP/silicone shielded, 2 meters, with Lemo plug	Supply voltage	6 to 13 VDC
ALMEMO® adapter cable	Lemo coupling cable, 0.2 meters, with ALMEMO® D6 plug	Current consumption	8 mA
<b>ALMEMO® D6 plug</b>			
Frequency measurement	resolution 0.01 Hz	For more information about general features of the ALMEMO® D6 sensors, see chapter ALMEMO® Measuring instruments	
Multi-point adjustment	sensor specific, saved within the ALMEMO® D6 plug of the adapter cable		

### Accessories

### Order no.

Lemo extension cable, length = 5 m, for FVAD 15-H120/-H140/-H220/-H240 /-MK5/-MK20 to extend the sensor cable

**ZB9915VKLH05**

ALMEMO® extension cable, length = 2 m (see chapter 6)

**ZA9060VK2**

ALMEMO® extension cable, length = 5 m (see chapter 6)

**ZA9090VKC5**

Extension set Ø 25 mm, stainless steel, 3 tubes 350 mm each, 3 O-rings (material: FPM75), suitable for FVAD 15-H120/ -H140

**ZV9915H25VR3**

Extension set Ø 16 mm, stainless steel, 3 tubes 350 mm each, 3 O-rings (material: FPM75), suitable for FVAD 15-H220/ -H240

**ZV9915H16VR3**

Tube adapter to impeller FVAD 15-HMKx Macro:

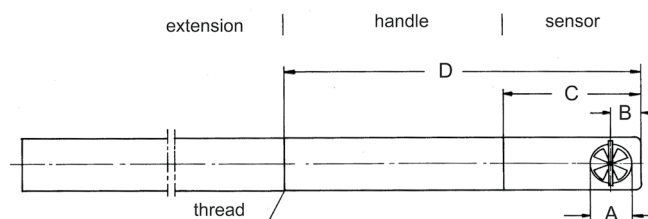
Ø 18 mm (impeller) to Ø 16 mm (extension tube), stainless steel, length 30 mm

**ZV9915HMK**

DAkKS accredited calibration or factory calibration KV90xx, air flow, for digital probe, see chapter „Calibration certificates“. The DAkKS accredited calibration fulfills the requirements of DIN EN ISO/IEC 17025 for test equipment.



## Digital precision vane anemometer mini FVAD 15 -H120 / -H140



- The construction type as a cylindrical probe is optimized for safely introducing the probe in a flow channel. Probe head and handle have the same diameter.

## Technical data:

Version:	mini, aluminum	Probe head:	aluminum, Ø 25 mm
Measured medium:	air/gas		dimensions C 60 mm
Operative range:	-20 to +125 °C (including cable)		dimensions A Ø 18.2 mm
Pressure resistance:	up to 6 bar overpressure		dimensions B 13.4 mm
Measuring range:	refer to Variants	Sensor shaft:	aluminum, Ø 25 mm
Accuracy:	± (+0.5 % of final value sensor + 1.0 % of measured value) specific multi-point adjustment	Sensor length:	dimensions D 170 mm
		Cable exit:	thread M 22 x 1.5
		Cable length:	2 m

## Variants (including manufacturer's test certificate)

## Order no.

Digital precision vane anemometer for air/gas,  
permanently connected cable, adapter cable with ALMEMO® D6 plug

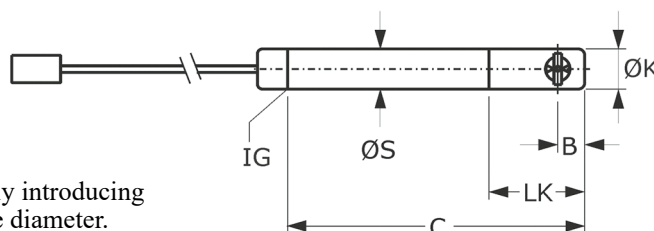
Probe head MN20GA, measuring range of 0.3 to 20 m/s

Probe head MN40GA, measuring range of 0.4 to 40 m/s

**FVAD15H120**

**FVAD15H140**

## Digital precision vane anemometer micro FVAD 15H -H220 / -H240



- The construction type as a cylindrical probe is optimized for safely introducing the probe in a flow channel. Probe head and handle have the same diameter.

## Technical data:

Version:	micro, aluminum	Probe head:	aluminum,
Measured medium:	air/gas		dimensions Ø K Ø 16 mm
Operative range:	-20 to +125 °C (including cable)		dimensions LK 53 mm
Pressure resistance:	up to 3 bar overpressure		dimensions B 10.65 mm
Measuring range:	refer to Variants	Sensor shaft:	aluminum,
Accuracy:	± (+0.5 % of final value sensor + 1.0 % of measured value) specific multi-point adjustment		dimensions Ø S Ø 16 mm
		Sensor length:	dimensions C 163 mm
		Cable exit:	dimensions IG thread M 14 x 1.5
		Cable length:	2 m

## Variants (including manufacturer's test certificate)

## Order no.

Digital precision vane anemometer for air/gas,  
permanently connected cable, adapter cable with ALMEMO® D6-plug.

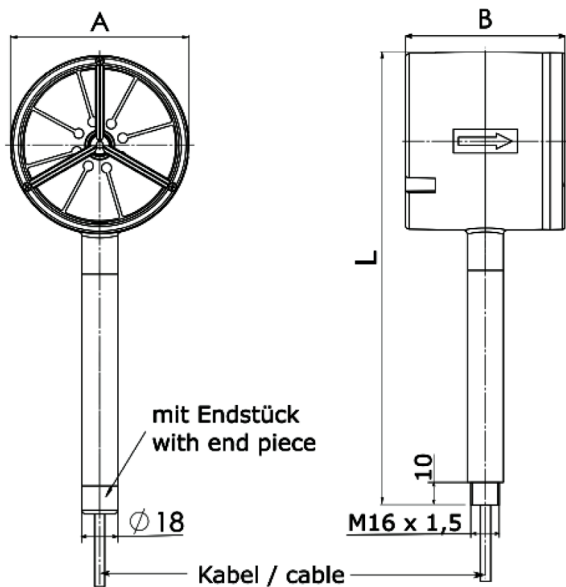
Probe head MC20GA, measuring range of 0.6 to 20 m/s

Probe head MC40GA, measuring range of 0.7 to 40 m/s

**FVAD15H220**

**FVAD15H240**

Digital precision vane anemometer macro FVAD 15 -HMK5 / -HMK20



- Anemometer with T-measuring head.
  - Large cross-sectional area.
  - Small measuring range available.
- Very small start-up value.
  - Low inclined flow sensitivity.
  - For measuring medium air, pure gases or gas mixtures.

Applications

The digital precision vane anemometer with measuring head macro is used in a wide variety of applications to measure air velocity.

- Measurements on ventilation, air conditioning and filtration systems.
  - Measurement of laminar flow and net measurements on large inlets and outlets.
  - Verification of air movements in clean rooms.
- Control measurements on fume hoods of workbenches, workstations.
  - Measurements in automotive engineering: during investigations in wind tunnels and in vehicle interiors.

Technical data:

Version:	macro, zinc alloy
Measured medium:	air/gas
Operative range:	-20 to +125 °C (including cable)
Pressure resistance:	atmospheric pressure
Measuring range:	refer to Variants
Accuracy:	± (+0.5 % of final value sensor + 1.0 % of measured value) specific multi-point adjustment

Probe head:	zinc alloy
Impeller:	aluminum
	dimensions A Ø 90 mm
	dimensions B 80 mm
Sensor shaft:	stainless steel, Ø 18 mm
Sensor length:	dimensions L 225 mm (without end piece)
Cable exit:	thread M 22 x 1.5
Cable length:	2 m
Weight:	approx. 1 kg (incl. cable)

Accessories	Order no.
Carrying case for vane anemometer macro	ZB9605TK

Variants (including manufacturer's test certificate)	Order no.
Digital precision vane anemometer for air/gas, permanently connected cable, adapter cable with ALMEMO® D6 plug	
Probe head MK5, measuring range of 0.15 to 5 m/s	FVAD15HMK5
Probe head MK20, measuring range of 0.25 to 20 m/s	FVAD15HMK20

## Digital vane anemometer FVAD 15-H for special applications, with ALMEMO® D6 plug

### Technical data and functions

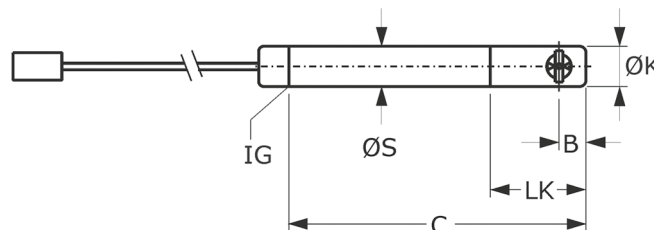
- The precision measuring heads and the sensor shaft are made of aluminum or stainless steel.
- The flow velocity is measured with high accuracy.
- Each vane anemometer is individually adjusted. The Multipoint adjustment is stored in the ALMEMO® D6 connector.
- In practice, measurements in air and gases are unaffected by environmental variables such as pressure, temperature, or humidity. The low dependence of the measured value on density of the gas can be compensated for. The density can be programmed in the ALMEMO® D6 sensor menu in the ALMEMO® V7 device.
- Several measuring heads can be used for measurements in water.
- Some variants detect the direction of flows and display the measured value with an algebraic sign.
- The robust type of construction is suitable for mobile measuring operations as well as for stationary measuring operations.
- The ALMEMO® D6 plug measures the frequency signal of the rotating vane with high resolution.
- 1 measuring channel is preprogrammed (ex works): Flow velocity (m/s, v).

### Technical data

Maximum resolution	0.01 m/s
Nominal conditions	22 °C ±2 K, 1013 mbar
Connecting cable	permanently fitted cable, with Lemo plug
ALMEMO® adapter cable	Lemo coupling cable, 0.2 meters, with ALMEMO® D6 plug
<b>ALMEMO® D6 plug</b>	
Frequency measurement	resolution 0.01 Hz

Multi-point adjustment	sensor specific, saved within the ALMEMO® D6 plug of the adapter cable
Refresh rate	0.5 seconds for all channels
Averaging period to 100 seconds	2 seconds, programmable from 2
Supply voltage	6 to 13 VDC
Current consumption	8 mA
General features for the ALMEMO® D6 sensors: see chapter ALMEMO® Measuring instruments	

## Digital vane anemometer for water FVAD 15-H16GFAMC40



### Technical data

Variant:	Micro, aluminum, for water
Measured medium:	water (precondition: no cavitation)
Operative range:	-20 to +100 °C (including cable)
Pressure resistance:	up to 3 bar overpressure
Measuring range:	in water: 0.06 to 10 m/s
Accuracy:	± (+0.5 % of final value sensor + 1.0 % of measured value) specific multi-point adjustment
Type of rotating vane:	MC40GFA, aluminum
Measuring head:	
dimension Ø K	aluminum, Ø 16 mm
dimension LK	53 mm
dimension B	10.65 mm

Sensor shaft:	Aluminum, Ø 16 mm (dimension Ø S)
Sensor length:	163 mm (dimension C)
Cable exit:	Thread M 14 x 1.5 (dimension IG)
Cable length:	2 m



New from 11/2023 for impeller for water:  
Supplied with factory calibration certificate (mandatory):  
Calibration with medium water at 6 calibration values in the measuring range of the sensor, incl. multi-point adjustment of the sensor.

### Accessories

Extension set Ø 16 mm, stainless steel, 3 pipes 350 mm each. 3 O-rings (material: FPM75)  
Other accessories: see digital humidity / temperature transmitter MH8D46C

### Order no.

ZV9915H16VR3

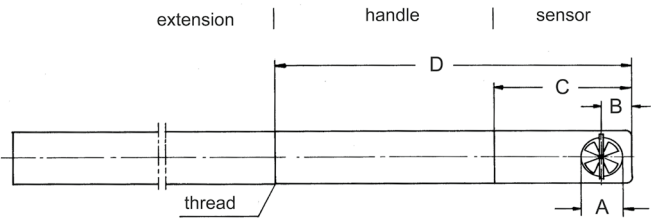
### Variants

Digital vane anemometer for water, up to 10 m/s (water), up to 100 °C, integrated fixed cable, adapter cable with ALMEMO® D6 plug. Incl. factory calibration certificate (mandatory) with medium water.

### Order no.

FVAD15H16GFAMC40

Digital vane anemometer with direction detection FVAD 15-H25RGAMN40



Digital vane anemometer FVAD 15-H25RGAMN40

Technical data

Variant:	Mini, aluminum, with integrated direction detection	Measuring head:	Aluminum, Ø 25 mm dimension C 66 mm dimension A Ø 18.2 mm dimension B 13 mm
Measured medium:	air and gases	Sensor shaft:	Aluminum, Ø 25 mm
Operative range:	-20 to +125 °C (including cable)	Sensor length:	166 mm (dimension D)
Pressure resistance:	up to 6 bar overpressure	Cable exit:	Thread M 22 x 1.5
Measuring range:	± 0.4 to ± 40 m/s with direction detection	Cable length:	2 m
Accuracy:	± (+0.5 % of final value sensor + 1.0 % of measured value) specific multi-point adjustment		
Type of rotating vane:	MN40GA, aluminum		

Accessories

Order no.

Extension set Ø 25 mm, stainless steel, 3 tubes 350 mm each, 3 O-rings (material: FPM75)

ZV9915H25VR3

Other accessories: see digital humidity / temperature transmitter MH8D46C

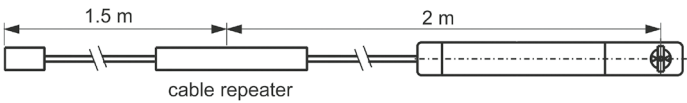
Variants

Order no.

Digital vane anemometer for air and gases, up to 40 m/s, with integrated direction detection, up to 125 °C, integrated fixed cable, adapter cable with ALMEMO® D6 plug.

FVAD15H25RGAMN40

Digital vane anemometer, operating range up to 260 °C FVAD 15-H25GEMN40T2



Technical data

Variant:	Mini, stainless steel, for high-temperature up to 260 °C	Measuring head:	stainless steel, Ø 25 mm dimension C 81 mm dimension A Ø 18.2 mm dimension B 14 mm
Measured medium:	air and gases	Sensor shaft:	stainless steel, Ø 25 mm
Operative range:	-40 to +260 °C (including high- temperature cable)	Sensor length:	170 mm (dimension D)
Pressure resistance:	up to 10 bar overpressure	Cable exit:	Thread M 22 x 1.5
Measuring range:	0.5 to 40 m/s	Cable length:	2 m high-temperature cable (up to 260 °C), cable repeater (-30 to 125 °C), 1.5 m cable (up to 125 °C)
Accuracy:	± (+0.5 % of final value sensor + 1.0 % of measured value) specific multi-point adjustment		
Type of rotating vane:	MN40GE, stainless steel		

Accessories

Order no.

Extension set Ø 25 mm, stainless steel, 3 tubes 350 mm each, 3 O-rings (material: FPM75. Application range: -20 ... +200 °C)

ZV9915H25VR3

Other accessories: see digital humidity / temperature transmitter MH8D46C

Variants

Order no.

Digital vane anemometer for air and gases, up to 40 m/s, up to 260 °C,  
integrated fixed cable, adapter cable with ALMEMO® D6 plug.

FVAD15H25GEMN40T2



## Differential pressure and Pitot tube measurement Measuring connector FDA 602 S1K / S6K



Measuring connector FDA602S1K / S6K

- Pressure measuring connector in compact design for flow measurement with Pitot tubes
- Fitting for connecting hose between Pitot tube and pressure measuring connector
- Pressure measuring connector can be plugged directly onto the measuring instrument.

### Technical data

Overload capacity	Maximum three times final value	Operating range	-10 to +60 °C, 10 to 90 % RH, non-condensing
Max. common mode pressure	700 mbar	Dimensions	74 x 20 x 8.8 mm
Accuracy differential pressure (zero-point adjusted)	±0.5 % of final value in range 0 to positive final value	Hose terminals	Ø 5 mm, 12 mm long
Nominal temperature	25 °C	Sensor material	aluminum, nylon, silicone, silica gel, brass
Temperature drift	< ±1.5 % of final value		
Compensated temp. range	0 to +60 °C		



Advisory note when used in conjunction with ALMEMO® 2890, 5690, 5790, 8590, 8690, 510, 809: The new ALMEMO® pressure measuring connector is very slightly higher (8.8 mm). As a result adjacent input sockets on the ALMEMO® device may be partly covered. However, the 1st input socket can always be used without restriction. Or, alternatively, the ALMEMO® pressure measuring connector can be plugged in at any input socket using connecting cable ZA9060AK1.



On ALMEMO® devices to obtain precise measured results in m/s the wind tunnel temperature can be entered in the -50 to +700 °C range for compensation purposes.

### Accessories

#### Order no.

ALMEMO® pressure measuring connector for barometric pressure 700 to 1100 mbar, without pressure terminal sleeve	<b>FDAD12SA</b>
Technical data see chapter 10 Pressure	<b>OA9000PK</b>
including programming for automatic atmospheric pressure compensation (comment *P)	
(variant with pressure terminal sleeve, see chapter 10 Pressure)	
Connecting cable, 0.2 meters	<b>ZA9060AK1</b>
Extension cable, 2 meters	<b>ZA9060VK2</b>
1 set of silicone hoses	
black / colorless, 2 meters	<b>ZB2295S</b>
Silicone hose, black, per meter	<b>ZB2295SSL</b>
Silicone hose, colorless, per meter	<b>ZB2295SFL</b>

### Variants (including manufacturer's test certificate)

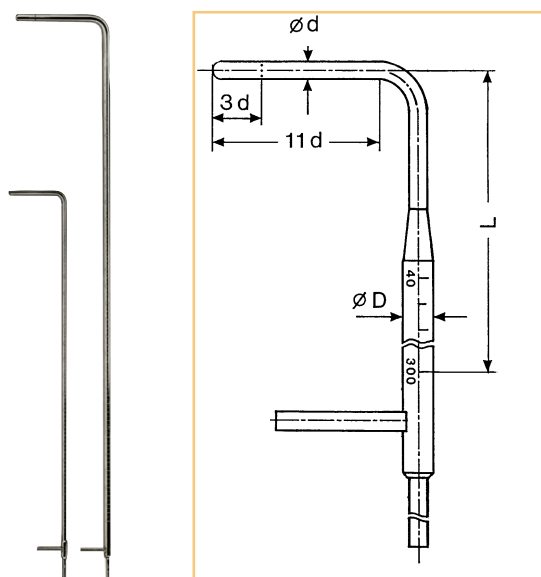
#### Order no.

(including one set of silicone hoses, 2 meters)	
Measuring ranges ±1250 Pa, Differential pressure (1 to 40 m/s), Measured variables m/s, Pa, Measuring connector, independent of position	<b>FDA602S1K</b>
Measuring ranges ±6800 Pa, Differential pressure (2 to 90 m/s), Measured variables m/s, Pa, Measuring connector, independent of position	<b>FDA602S6K</b>

DAkKS accredited calibration or factory calibration KV90xx, air flow, and KD90xx, pressure, for sensor or measuring chain (sensor + device), see chapter „Calibration certificates“.

DAkKS accredited calibration meets all the requirements regarding test resources laid down in DIN EN ISO/IEC 17025.

## Pitot Tubes for Differential Pressure Sensors FDA602



- Prandtl Pitot tubes with hemispheric head.
- For measuring the dynamic pressure, the tip of the Pitot tube has an opening of  $0.3 d$ .
- For measuring the static pressure, a total of 12 holes with  $0.1 d$   $\varnothing$  have been arranged at a distance of  $3 d$ .
- Pitot tube coefficient 1.0. Accuracy typ.  $\pm 0.5 \%$



ALMEMO® devices that have an option for entering factors can also be used to perform wind velocity measurements with cylindrical probes, according to VDEH. The cylindrical Pitot tubes have a probe-related coefficient of 1.7. By entering a factor of 0.767 in the range m/s this coefficient will be considered during the measurement.

### Option

### Order no.

Movable screw connection for brass Pitot tubes with shaft diameter x (6; 8; 10; 20 mm)  
for steel Pitot tubes with shaft diameter x (6; 8; 10; 20 mm)

**ZB9912KMx**


**ZB9912KVx**

### Types and Technical Data:

Head Diameter (d)	Shaft Diameter (D)	Length	Tmax	Permiss. Dust	Material	Order no.
3 mm	6 mm	300 mm	150 °C	none	Nickel-plated brass	<b>FD991233MS</b>
3 mm	6 mm	300 mm	300 °C	none	Chrome-nickel steel	<b>FD991233VA</b>
5 mm	8 mm	400 mm	350 °C	none	Nickel-plated brass	<b>FD991254MS</b>
5 mm	8 mm	400 mm	500 °C	none	Chrome-nickel steel	<b>FD991254VA</b>
5 mm	8 mm	600 mm	350 °C	none	Nickel-plated brass	<b>FD991256MS</b>
5 mm	8 mm	600 mm	500 °C	none	Chrome-nickel steel	<b>FD991256VA</b>
8 mm	8 mm	400 mm	350 °C	low	Nickel-plated brass	<b>FD991284MS</b>
8 mm	8 mm	400 mm	500 °C	low	Chrome-nickel steel	<b>FD991284VA</b>
8 mm	8 mm	800 mm	350 °C	low	Nickel-plated brass	<b>FD991288MS</b>
8 mm	8 mm	800 mm	600 °C	low	Chrome-nickel steel	<b>FD991288VA</b>
10 mm	10 mm	800 mm	350 °C	some	Nickel-plated brass	<b>FD991296MS</b>
10 mm	10 mm	800 mm	600 °C	some	Chrome-nickel steel	<b>FD991296VA*</b>
10 mm	10 mm	1000 mm	350 °C	some	Nickel-plated brass	<b>FD991297MS</b>
10 mm	10 mm	1000 mm	600 °C	some	Chrome-nickel steel	<b>FD991297VA*</b>
10 mm	20 mm	1500 mm	350 °C	some	Nickel-plated brass	<b>FD991298MS</b>
10 mm	20 mm	1500 mm	600 °C	some	Chrome-nickel steel	<b>FD991298VA*</b>
20 mm	20 mm	2000 mm	600 °C	more	Chrome-nickel steel	<b>FD991299VA*</b>

\*) all VA Pitot tubes can be operated up to 700 °C for a short period

Digital thermoanemometer FVAD 35 THx with ALMEMO® D6 plug  
with integrated atmospheric pressure sensor, for automatic pressure compensation



- Automatic atmospheric pressure compensation is provided for pressure-dependent flow velocity by means of a digital atmospheric pressure sensor integrated in the ALMEMO® D6 plug itself.
- Digital thermoanemometer with A/D converter in the grip or integrated in the cable
- The probe tube has a small diameter, only 6 mm.
- All relevant measurable variables can be measured using just one sensor.
- Three measuring channels are programmed (at our factory): Temperature (°C, t), Flow velocity (m/s, v), Atmospheric pressure (mbar, AP, p)

**General features and accessories, ALMEMO® D6 sensors:**  
see chapter ALMEMO® Measuring instruments

DakS accredited calibration or factory calibration KV90xx air flow for digital sensor, see chapter „Calibration certificates“. DakS accredited calibration meets all the requirements regarding test resources laid down in DIN EN ISO/IEC 17025.

Technical data

Digital thermoanemometer (Sensor including A/D converter)			
<b>Flow</b>		<b>Temperature</b>	
Measuring range		Measuring range	-20 to +70 °C
FVAD 35 TH4 / TH4Kx	0.08 to 2 m/s	Resolution	0.1 °C
FVAD 35 TH5 / TH5Kx	0.2 to 20 m/s	Accuracy	±0.7 °C at 0 to 50 °C and >0.5 m/s
Resolution		Response time T <sub>90</sub>	typical 10 seconds
FVAD 35 TH4 / TH4Kx	0.001 m/s	<b>Digital atmospheric pressure sensor</b>	
FVAD 35 TH5 / TH5Kx	0.01 m/s	(integrated in ALMEMO® D6 plug)	
Response time	<1.5 seconds	Measuring range	700 to 1100 mbar
Accuracy		Accuracy	±2.5 mbar (at 23 °C ±5 K)
FVAD 35 TH4 / TH4Kx	± (0.04 m/s +1 % of meas. val.)	<b>ALMEMO® D6 plug</b>	
FVAD 35 TH5 / TH5Kx	± (0.2 m/s +2 % of meas. val.)	Refresh rate	0.5 seconds for all 3 channels
Nominal conditions	22 °C ±2 K, 45 % RH ±10 % RH	Supply voltage	6 to 13 VDC
	1013 mbar	Current consumption	50 mA
Temperature compensation	0 to +50 °C	<b>Dimensions</b>	
Influence of temperature		Probe diameter	6 mm
FVAD 35 TH4 / TH4Kx	±0.5 % of measured value /°C	Flow aperture	approx. 10 x 3 mm
	at 0.3 to 2 m/s	FVAD 35 TH4 / TH5	
FVAD 35 TH5 / TH5Kx	±0.3 % of measured value /°C	Probe with grip,	
	at 0.3 to 20 m/s	probe lengths 210 mm (plus grip),	
Incidental flow	bidirectional	ALMEMO® cable 1.5 meters	
Angle dependence	<3 % of measured value	FVAD 35 TH4Kx / TH5Kx	
	with deviation <15 °	Probe with detached electronics unit integrated in the	
Pressure range	Ambient pressure	cable, Probe lengths THxK1, 80 mm / THxK2, 300 mm	
Pressure compensation	automatic in range 700 to 1100 mbar	Probe cable 5 meters to the electronics, ALMEMO® cable 1.5 m	

Variants (including works certificate)	Order no.
Digital thermoanemometer, fitted cable with ALMEMO® D6 plug and integrated digital atmospheric pressure sensor	
Sensor 2 m/s, length = 210 mm, (with grip)	FVAD35TH4
Sensor 2 m/s, length = 80 mm, (detached electronics unit)	FVAD35TH4K1
Sensor 2 m/s, length = 300 mm, (detached electronics unit)	FVAD35TH4K2
Sensor 20 m/s, length = 210 mm, (with grip)	FVAD35TH5
Sensor 20 m/s, length = 80 mm, (detached electronics unit)	FVAD35TH5K1
Sensor 20 m/s, length = 300 mm, (detached electronics unit)	FVAD35TH5K2

**Other designs are available on request**


High-temperature thermoanemometer MT8635THx

Operative range -40 to +120 °C, up to 40 m/s

Probe with detached electronics unit integrated in the cable



Digital thermo-anemometer omnidirectional FVAD 05-TOKx, with ALMEMO® D6 plug, with integrated atmospheric pressure sensor for automatic atmospheric pressure compensation



Technical data and functions

- Omnidirectional sensitive tip with exposed heat ball probe.
- Optimized version for measuring low flow velocities in air.
- Solid construction of the sensor top, suitable for mobile usage.
- Digital thermo-anemometer with integrated A/D converter in the ALMEMO® D6 plug.
- Automatic atmospheric pressure compensation of the flow velocities dependent on the atmospheric pressure with digital

atmospheric pressure sensor integrated in the ALMEMO® D6 plug. Alternatively manual input of the atmospheric pressure in the ALMEMO® D6 sensor menu. Two measuring channels are preprogrammed on leaving our factory: flow velocity (m/s, v), atmospheric pressure (mbar, AP, p).

**General features and accessories, ALMEMO® D6 sensors:**  
see chapter ALMEMO® Measuring instruments

Technical data:

Flow sensor		Transmitter electronic	
Measuring range:	0.050 to 1.000 m/s or 2.500 m/s	Dimensions:	126 x 80 x 60 mm (L x W x H)
Resolution:	0.001 m/s	Operating temperature:	0 to 60 °C
Accuracy:	± (3 % of measured value + 1 % of final value +2 digits)	Supply voltage:	12 VDC
Nominal conditions:	23 °C ±3 K, 50 % RH, 1013 mbar	Current consumption:	maximum of 350 mA
Temperature compensation:	effective in the range 0 to 60 °C	Power supply unit connection:	0.2 meter cable with connection 3 pin connector for the power supply unit ZB1212NA10
Temperature effect:	0.5 % of the measured value/K	ALMEMO® connection:	2 meter cable with ALMEMO® D6 plug
Output time constant:	0.1 s (selectable in the range of 0.05 to 10 seconds)	<b>Digital atm. pressure sensor</b> (included in the ALMEMO® D6 plug)	
Incident flow:	omnidirectional	Measuring range:	700 to 1100 mbar
Pressure range:	environmental pressure	Accuracy:	± 2.5 mbar (at 23 °C ±5 K)
Atmospheric pressure compensation:	automatically in the range of 700 to 1100 mbar	<b>A/D converter integrated in the ALMEMO® D6 plug</b>	
Dimensions:		Refresh rate:	0.1 seconds for both channels
Peak length:	32 mm	Supply voltage:	via the ALMEMO® device (6 to 13 VDC)
Probe diameter:	6.4 mm	Current consumption:	8 mA
Probe length:	300 mm including peak		
Probe cable:	5 meters		

Option	Order no.
Measuring range 2.5 m/s. Transmitter electronic and ALMEMO® D6 plug are pre-configured on leaving our factory	OA9000TO25

Variants (including manufacturer's test certificate)	Order no.
Digital thermo-anemometer, omnidirectional sensitive peak. Probe with connecting cable to the transmitter electronic. Power supply cable including a plug connection for the power supply unit. ALMEMO® connection cable with ALMEMO® D6 plug, integrated digital atmospheric pressure sensor. Delivery including plug-in power supply unit ZB1212NA10.	FVAD05TOK300

DAkkS accredited calibration or factory calibration KV90xx, air flow, for digital sensor, see chapter „Calibration certificates“.  
DAkkS accredited calibration meets all the requirements regarding test resources laid down in DIN EN ISO/IEC 17025.


## Pressure Transducer FDA 602 L




- Compact pressure sensors for industrial applications in liquid and gaseous substances.
- Piezo-resistive, flexibly suspended silicone measuring cell in an oil-filled, all-welded special steel enclosure.
- The stable mechanical construction provides a reliable protection for the measuring cell against the test substance and immunes it against pressure peaks and vibrations.
- Available with three calibrations. Relative pressure: Pressure related to the environmental press. Absolute pressure: Pressure related to vacuum (0 bar). Overpressure: Pressure related to atm. pressure at manufacturing (approx. 1 bar).

### Technical Data:

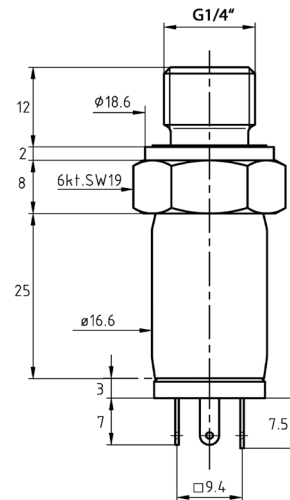
Overload	Two times final value	Power supply	6.5 to 15 VDC, consumption <4 mA via ALMEMO® connector
Output signal	0.2 to 2.2 V	Operating temperature	-40 to +100 °C
Total error range		Pressure terminal	male thread G1/4" membrane not flush with front
0 to +50 °C	±1.0 % of final value	Material in contact with medium	Stainless steel DIN 1.4404/1.1135
-10 to +80 °C	±1.5 % of final value	External seal	Viton
(linearity + hysteresis + reproducibility + temperature coefficients + zero-point + range tolerance)		Weight	approx. 50 g
Response time (0 to 99 %)	<5 ms	Protective class	IP 65
Nominal conditions	22 °C ±2 K, 10 to 90 % RH, non-condensing		



Quick-release coupling  
nominal width 5  
internal thread G1/4"



nominal width 7.2  
internal thread G1/4"



### Accessories

### Order no.

- PTFE sealing tape, -200 to +260 °C, width 10 mm, thickness 0.1 mm, roll of 12 meters  
Quick-release coupling, nominal width 5, up to 35 bar Connection internal thread G1/4", brass  
Quick-release coupling, nominal width 7.2, up to 35 bar Connection internal thread G1/4", brass

**ZB9000TB**  
**ZB9602N5**  
**ZB9602N7**

**Types:** including ALMEMO® cable 1.5 m long

#### Measuring ranges relative pressure:

2.5 bar	<b>FDA602L3R</b>
5 bar	<b>FDA602L4R</b>
10 bar	<b>FDA602L5R</b>

#### Measuring ranges absolute pressure:

2.5 bar	<b>FDA602L3A</b>
5 bar	<b>FDA602L4A</b>
10 bar	<b>FDA602L5A</b>

#### Measuring ranges overpressure:

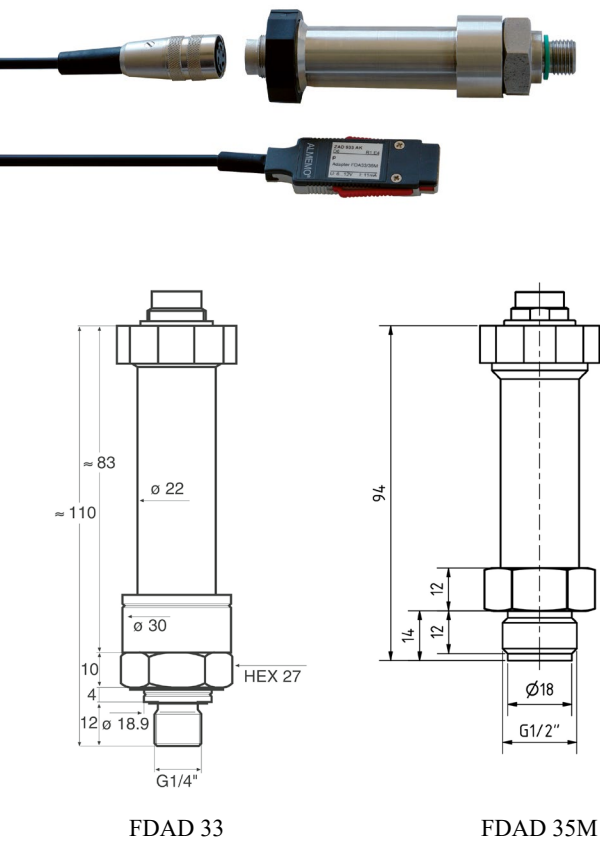
25 bar	<b>FDA602L2U</b>
50 bar	<b>FDA602L3U</b>
100 bar	<b>FDA602L4U</b>
500 bar	<b>FDA602L6U</b>

Pressure transducer for measuring the temperature of refrigerants  
see FDA 602 LxAK

DAkKS accredited calibration or factory calibration KD9xxx pressure for sensor or measuring chain (sensor + device), see chapter „Calibration certificates“. DAkKS accredited calibration meets all the requirements regarding test resources laid down in DIN EN ISO/IEC 17025.



High-precision pressure sensor FDAD33/35M  
Very accurate over a wide temperature range, digital sensor with ALMEMO® D6 plug



- Stable piezo-resistive transducer with integrated A/D converter and signal processor
- Temperature-dependence and non-linearity are eliminated by means of mathematical compensation; this ensures a high level of accuracy.
- Digital output of measured value
- The current value is measured at the sensor’s high sampling rate.
- To acquire transitory pressure fluctuations and pressure peaks the maximum value, minimum value, and average value are calculated from the current values in the ALMEMO® D6 plug and output in three function channels.
- One measuring channel is programmed (at our factory): Pressure (bar, p) Upto three function channels can also be activated (via LMEMO® device V6): Maximum value, minimum value, average value. A complete configuration can be carried out either on the ALMEMO® V7 measuring instrument or directly on the PC with the USB adapter cable ZA 1919 AKUV (see chapter ALMEMO® “Network technology”).

General features and accessories, ALMEMO® D6 sensors:  
see chapter ALMEMO® Measuring instruments

Technical data

Digital pressure sensor (including A/D converter)		Sampling rate, internal	200 Hz
Pressure range	0.3 to 1000 bar see under variants	Material in contact with medium	Stainless steel, AISI 316L, Viton
Relative pressure	Zero-point at ambient atmospheric pressure, current	Protection	IP65
Overpressure	Zero-point at ambient atmosph. pressure, production	Dimensions	see dimensional drawings
Absolute pressure	Zero-point, vacuum	Sensor connector	Built-in plug
Pressure connection		ALMEMO® connecting cable	Coupling, 2-meter PVC cable, ALMEMO® D6 plug
FDAD33	Outside thread G 1/4“ Diaphragm, internal	ALMEMO® D6 plug	
FDAD35M	Diaphragm, flush with front Outside thread G 1/2“ In pressure range 700/1000 bar Outside thread G 3/4“	Refresh time	0.005 seconds for all channels
Storage / operating temperature	-40 to +120 °C	Output to the ALMEMO® device	With the conversion rate of the ALMEMO® device: max. 10 ... 100 Hz depending on the device and configuration
Accuracy		Delay after sleep mode	1 second
FDAD33	Error margin* at +10 to +40 °C 0.05 % of final value Error margin* at -10 to +80 °C 0.1 % of final value	Supply voltage	8 to 13 VDC
FDAD35M	Error margin* at -10 to +80 °C 0.1 % of final value	Current consumption	approx. 11 mA
For pressure ranges < 1 bar, all specifications apply to the final value of 1 bar.			
*Linearity, hysteresis, reproducibility, temperature coefficients, zero-point			

Options	Order no.
Connecting cable Total length = 5 m	OD0D33L05
Connecting cable Total length = 10 m	OD0D33L10
Greater lengths up to 100 meters on request.	

Variants				
Digital pressure sensor, plug connection, 2-meter connecting cable with ALMEMO® D6 plug, factory test certificate				
Pressure range	Resolution	Overload	Order no. Diaphragm, internal	Order no. Diaphragm, flush with front
Relative pressure				On request!
0.3 bar	0.0001 bar	3 bar	FDAD3310R	
1 bar	0.0001 bar	3 bar	FDAD3301R	
3 bar	0.0001 bar	9 bar	FDAD3302R	
6 bar	0.0001 bar	18 bar	FDAD3323R	
10 bar	0.001 bar	30 bar	FDAD3303R	
16 bar	0.001 bar	48 bar	FDAD3334R	
30 bar	0.001 bar	90 bar	FDAD3304R	
Special ranges -1 ... 1 / 3 / 6 / 10 / 16 / 30 bar on request				
Overpressure				
60 bar	0.001 bar	180 bar	FDAD3345U	
100 bar	0.01 bar	300 bar	FDAD3305U	
300 bar	0.01 bar	600 bar	FDAD3306U	
700 bar	0.1 bar	1100 bar	FDAD3307U	
1000 bar	0.1 bar	1100 bar	FDAD3308U	
Absolute pressure (Measuring range from 0.1 bar absolute)				
0.8 to 1.2 bar	0.0001 bar	3 bar	FDAD3300A	
1 bar	0.0001 bar	3 bar	FDAD3301A	
3 bar	0.0001 bar	9 bar	FDAD3302A	
6 bar	0.0001 bar	18 bar	FDAD3323A	
10 bar	0.001 bar	30 bar	FDAD3303A	
16 bar	0.001 bar	48 bar	FDAD3334A	
30 bar	0.001 bar	90 bar	FDAD3304A	
60 bar	0.001 bar	180 bar	FDAD3345A	

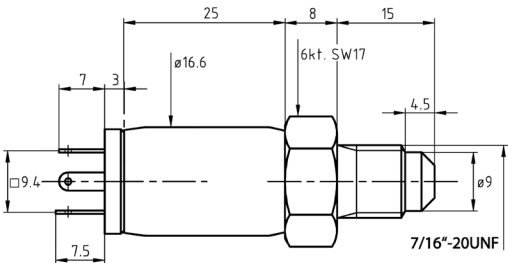
DAkkS accredited calibration or factory calibration KD9xxx pressure for digital sensor, see chapter „Calibration certificates“.  
DAkkS accredited calibration meets all the requirements regarding test resources laid down in DIN EN ISO/IEC 17025.

Pressure

Pressure transducer for measuring the temperature of refrigerants FDA 602 LxAK



- Compact pressure sensors for industrial applications in liquid and gaseous substances.
- Piezo-resistive, flexibly suspended silicone measuring cell in an oil-filled, all-welded special steel enclosure.
- The stable mechanical construction provides a reliable protection for the measuring cell against the test substance and immunizes it against pressure peaks and vibrations.
- Absolute pressure: pressure related to vacuum (0 bar).



Technical Data:

Overload	Two times final value	Power supply	6.5 to 15 VDC, consumption <4 mA via ALMEMO® connector
Output signal	0.2 to 2.2 V	Operating temperature	-40 to +100 °C
Total error range		Pressure terminal	male thread 7/16" membrane not flush with front
0 to +50 °C	±1.0 % of final value	Material in contact with medium	Stainless steel
-10 to +80 °C	±1.5 % of final value		DIN 1.4404/1.1135
(linearity + hysteresis + reproducibility + temperature coefficients + zero-point + range tolerance)			External seal, Viton
Response time (0 to 99 %)	<5 ms	Weight	approx. 50 g
Nominal conditions	22 °C ±2 K, 10 to 90 % RH, non-condensing	Protective class	IP 65

Calculation of the refrigerant temperature with device special version SB0000R2 (LINEARIZATIONS FOR OTHER REFRIGERANTS ON REQUEST)

The ALMEMO® Version V6 devices, (2590-2/-3S/-4S, 2690, 2890, 8590, 8690, 5690) can be used for continuous temperature measurement (resolution 0.1 K) with absolute pressure sensors (resolution 0.001 bar compulsory!). Both, pressure and temperature can be selected or continuously indicated and recorded.

Technical data for ALMEMO® option SB0000R2:

Refrigerant:	R22	R23	R134a	R404a	R404a
Pressure Range:	0 to 36 bar	0 to 49 bar	0 to 40.5 bar	0 to 32 bar	0 to 32 bar
Temperature Range:	-90 °C to +79 °C *	-100 °C to +26 °C *	-75 °C to +101 °C *	-60 °C to +65 °C *	-60 °C to +65 °C *
Operation point:	dew-point	dew-point	dew-point	dew-point	boiling point
Refrigerant:	R407C	R407C	R410A	R417A	R507
Pressure Range:	0 to 46 bar	0 to 46 bar	0 to 49 bar	0 to 27 bar	0 to 37 bar
Temperature Range:	-50 °C to +86 °C *	-50 °C to +86 °C *	-70 °C to +70 °C *	-50 °C to +70 °C *	-70 °C to +70 °C *
Operating point:	dew-point	boiling point	dew-point	dew-point	dew-point

\*) The final temperature is obtained from the data of the refrigerant.  
For pressure transducer with smaller pressure ranges, the specified final temperature changes. (Linearizations for other refrigerants on request)  
Special design refrigerant temperature for ALMEMO® devices V6  
(Please order when buying new devices or send it to upgrade existing device)

Order no. SB0000R2

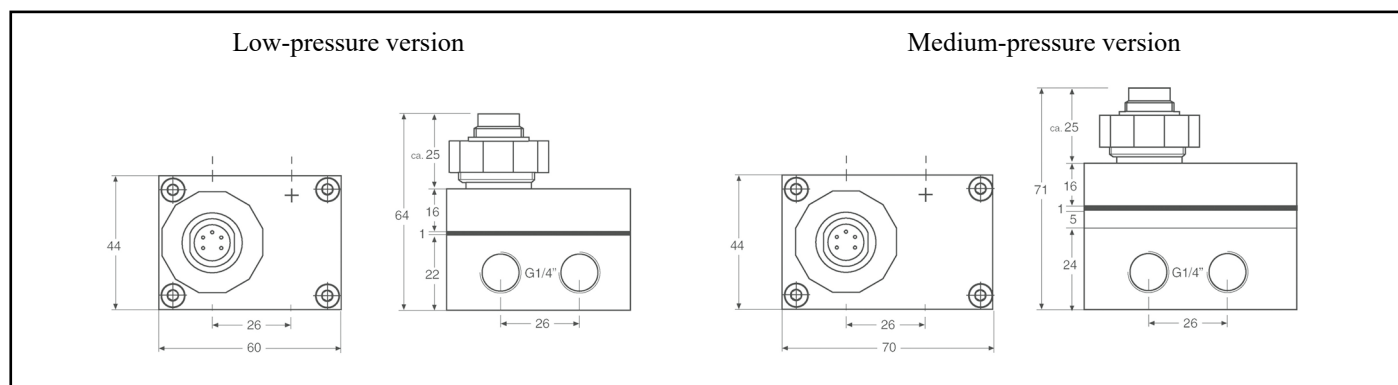
Types	Order no.
including ALMEMO® connecting cable, 1.5 m, and programming of a refrigerant measuring channel	
Measuring ranges Absolute pressure (resolution 0.001 bar)	
up to 10 bar	FDA602L5AK
up to 30 bar	FDA602L6AK
up to 50 bar	FDA602L7AK
Measuring range up to 100 bar and up to 150 bar on request	

DakKS accredited calibration or factory calibration KD9xxx pressure for sensor or measuring chain (sensor + device), see chapter „Calibration certificates“. DakKS accredited calibration meets all the requirements regarding test resources laid down in DIN EN ISO/IEC 17025.

## Differential pressure transmitter FDA 602 D



- This measures the differential pressure in liquid and gaseous media indirectly using two absolute pressure sensors.
- This makes it less expensive but more robust with respect to asymmetrical overload.
- The differential pressure range should be at least 5 % of the standard pressure range.
- Each side of the sensor incorporates two pressure connections. The transmitters can thus be used easily and conveniently in pressure pipes.
- It incorporates a high-speed, high-precision microprocessor.
- All reproducible errors affecting the pressure sensors, i.e. involving non-linearity and temperature dependency, can be completely eliminated by means of mathematical error compensation.



### Technical Data:

Standard pressure range (maximum measurable pressure per pressure connection), overload, differential pressure range. See versions listed below.		Power supply	6 to 15 VDC via ALMEMO® connector
Storage / operating temperature	-40 to +100 °C	Output	0 to 2 V
Compensated standard range	-10 to +80 °C	Electrical connection	Binder plug, including ALMEMO® connecting cable, 2 meters
Error margin	≤0.05 % typical, ≤0.1 % max. of final value to standard pressure range (linearity + hysteresis + reproducibility + temperature error)	CE conformance	EN61000-6-1 to 4 with shielded cable
Pressure connections	G1/4" thread, female (2 per side)	Protective class	IP 65
Material in contact with medium	Stainless steel, 316L, DIN 1.4435	Weight	
		Low-pressure version	475 grams
		Medium-pressure version	750 grams

### Types

Differential pressure transmitter, including ALMEMO® cable, 2 meters

Standard pressure range Absolute pressure	Overload	Differential pressure range Please indicate final value	Order no.
<b>Low-pressure version</b>			
3 bar	10 bar	Final value 0.2 to 3 bar	<b>FDA602D01</b>
10 bar	20 bar	Final value 0.5 to 10 bar	<b>FDA602D02</b>
25 bar	30 bar	Final value 1.25 to 25 bar	<b>FDA602D03</b>
<b>Medium-pressure version</b>			
100 bar	200 bar	Final value 5 to 100 bar	<b>FDA602D10</b>
300 bar	450 bar	Final value 15 to 300 bar	<b>FDA602D11</b>

DAkKS accredited calibration or factory calibration KD9xxx pressure for sensor or measuring chain (sensor + device), see chapter „Calibration certificates“. DAkKS accredited calibration meets all the requirements regarding test resources laid down in DIN EN ISO/IEC 17025.

# Pressure

## Digital atmospheric pressure sensor FDAD 12 SA, for barometric pressure Integrated in ALMEMO® D6 plug



**General features and accessories, ALMEMO® D6 sensors**  
see chapter ALMEMO® Measuring instruments

### Special features

- Digital atmospheric pressure sensor with temperature compensation
- Very accurate over a wide temperature range
- The value measured for atmospheric pressure can also be used to compensate other sensors on the ALMEMO® device (programming comment \*P).
- Compact design, without pressure connection sleeve
- Can be connected directly to the measuring instrument.
- One measuring channel is programmed (at our factory).
- Atmospheric pressure (mbar, AP, p)

### Technical Data

Digital atm. pressure sensor (integrated in ALMEMO® D6 plug)		ALMEMO® D6 plug	
Measuring range	300 to 1100 mbar	Refresh rate	1 second for all channels
Accuracy	±2.5 mbar in the range 700 to 1100 mbar at 23 °C ±5 K	Supply voltage	6 to 13 VDC
Operating range	-10 to +60 °C 10 to 90 % RH non-condensing	Current consumption	4 mA
Dimensions	62 x 20 x 7.6 mm		

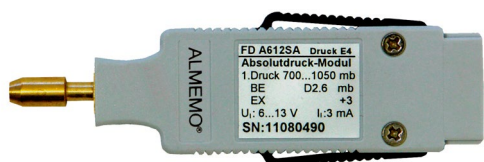
### Variants (including manufacturer's test certificate)

Digital atmospheric pressure sensor for barometric pressure, integrated in ALMEMO® D6 plug

**Order no.**  
**FDAD12SA**

DAkkS accredited calibration or factory calibration KD92xx atmospheric pressure for digital sensor, see chapter „Calibration certificates“. DAkkS accredited calibration meets all the requirements regarding test resources laid down in DIN EN ISO/IEC 17025.

## Pressure measuring connector for barometric pressure FDA 612 SA



- Compact design - can be plugged directly onto measuring instrument.
- Piezo-resistive pressure sensor - ensures high measuring accuracy.

### Technical Data:

Measuring range	700 to 1050 mbar (total range 0 to 1050 mbar)	Sensor material	aluminum, nylon, silicone, silica gel, brass
Overload capacity	Maximum 1.5 times final value	Operating range	-10 to +60 °C, 10 to 90 % RH, non-condensing
Accuracy	±0.5 % of final value	Dimensions	90 x 20 x 7.6 mm
Nominal temperature	25 °C		
Temperature drift	<±1 % final value at 0 to +60 °C		
Hose terminals	Ø 5 mm, 12 mm long		

### Accessories

### Order no.

### Order no.

Connecting cable, 0.2 meters

**ZA9060AK1**

Extension cable, 5 meters

**ZA9090VKC5**

Extension cable, 2 meters

**ZA9060VK2**

### Variants (including manufacturer's test certificate)

Pressure measuring connector for barometric pressure with pressure terminal sleeve

**Order no.**  
**FDA612SA**

DAkkS accredited calibration or factory calibration KD9xxx pressure for sensor or measuring chain (sensor + device), see chapter „Calibration certificates“. DAkkS accredited calibration meets all the requirements regarding test resources laid down in DIN EN ISO/IEC 17025.



## Pressure measuring connector for differential pressure FDA 612 SR, FDA 602 S2K



- New compact design - can be plugged directly onto measuring instrument.
- Piezo-resistive pressure sensor - ensures high meas. accuracy.

! Advisory note when used in conjunction with ALMEMO® 2890, 5690, 5790, 8590, 8690: The new ALMEMO® pressure measuring connector is very slightly higher (8.8 mm). As a result adjacent input sockets on the ALMEMO® device may be partly covered. However, the 1st input socket can always be used without restriction. Or, alternatively, the ALMEMO® pressure measuring connector can be plugged in at any input socket using connecting cable ZA9060AK1.

## Technical Data

Overload capacity			
FDA612SR	max. 1.5 times final value		
FDA602S2K	maximum 250 mbar		
Accuracy (zero-pt adjusted)	±0.5 % of final value in range 0 to positive final value	FDA602S2K	< ±2 % of final value
Common mode pressure	FDA602S2K max. 700 mbar FDA612SR max. 3 bar		compensated temperature range -10 to +60 °C
Nominal temperature	25 °C	Operating range	-10 to +60 °C, 10 to 90 % RH, non-condensing
Temperature drift		Dimensions	74 x 20 x 8.8 mm
FDA612SR	< ±1.5 % of final value	Hose terminals	Ø 5 mm, 12 mm long
compensated temperature range	0 to +60 °C	Sensor material	aluminum, nylon, silicone, silica gel, brass

Accessories	Order no.	Order no.
Connecting cable, 0.2 meters	ZA9060AK1	Extension cable, 5 meters
Extension cable, 2 meters	ZA9060VK2	ZA9090VKC5

Variants (including manufacturer's test certificate)	Order no.
(including one set of silicone hoses, 2 meters) Pressure measuring connector for differential pressure	FDA612SR
Range ±1000 mbar	FDA602S2K
Range ±250 Pa (independent of position)	FDA602S1K
Range ±1250 Pa see chapter 09 Flow measurement: Pitot tube measurement	FDA602S6K
Range ±6800 Pa see chapter 09 Flow measurement: Pitot tube measurement	

Digital sensor for differential pressure FDAD12P with ALMEMO® D6 connector



- Digital sensor for positive and negative differential pressures with high accuracy
- Especially for very low pressures
- For air / non-aggressive gases
- Particularly suitable for industrial applications, clean rooms or building automation
- Compact housing with hose connection
- 1 measuring channel programmed (ex works): Differential pressure in Pa or mbar

General features and accessories, ALMEMO® D6 sensors: see chapter ALMEMO® Measuring instruments

Technical Data

Measuring principle:	Piezoresistive effect	Temperature	Air humidity (non-condensing)
Measured medium:	Non-aggressive gases	Operating conditions:	10 °C ... 50 °C ≤ 85 % RH
Measuring range:	0 ... 0.3 - 1000 mb (uni- or bidirectional)	Storage conditions:	-10 °C ... 70 °C ≤ 85 % RH
Overall accuracy:	1.0 % of final value (Linearity, hysteresis, repetition error) Optional: 0.5 % of final value or for measuring ranges ≥ 1000 Pa 0.2 % of final value	Housing dimensions:	112 x 88 x 46 mm (W x H x D)
Nominal temperature:	23 °C ±2K	Housing safety class:	IP65
Temperature drift:	≤ 0.03 % of final value / K	Pressure terminal:	Ø 6.6 x 10 mm
Long term stability:	≤ 0.5 % of final value / year	Wall Mounting:	Mounting on a vertical, smooth surface Mounting in a horizontal position with process connections facing downwards
ALMEMO® D6 connector			
Accuracy:	± 2 digits	Supply voltage:	Via ALMEMO® device 6 ... 12V DC
Current consumption:	approx. 40 mA	Connecting cable:	PVC cable, 2 m, permanently connected

11/2025 • We reserve the right to make technical changes.

**Accessories****Order no.**

1 set of silicone hoses black / colorless, 2 meters

**ZB2295S**

Silicone hose, black, per meter

**ZB2295SSL**

Silicone hose, colorless, per meter

**ZB2295SFL****Options****Order no.**

Accuracy 0.5 % of final value

**OD0D12G5**Accuracy 0.2 % of final value for measuring ranges  $\geq 1000$  Pa**OD0D12G2****Variants**

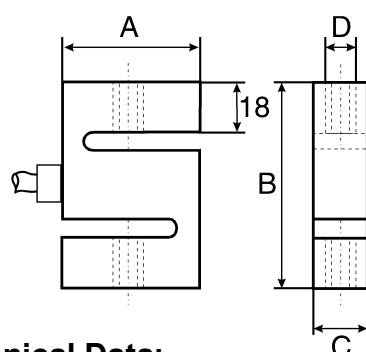

Digital differential pressure sensor with 2 m connection cable with ALMEMO® D6 connector

Pressure range	Resolution	Overload	Order no.
0 ... +30 Pa	0.01 Pa	7000 Pa	<b>FDAD12P03U</b>
-30 ... +30 Pa	0.01 Pa	7000 Pa	<b>FDAD12P03B</b>
0 ... +50 Pa	0.01 Pa	7000 Pa	<b>FDAD12P05U</b>
-50 ... +50 Pa	0.01 Pa	7000 Pa	<b>FDAD12P05B</b>
0 ... +100 Pa	0.1 Pa	7000 Pa	<b>FDAD12P10U</b>
-100 ... +100 Pa	0.1 Pa	7000 Pa	<b>FDAD12P10B</b>
0 ... +250 Pa	0.1 Pa	7000 Pa	<b>FDAD12P12U</b>
-250 ... +250 Pa	0.1 Pa	7000 Pa	<b>FDAD12P12B</b>
0 ... +500 Pa	0.1 Pa	10000 Pa	<b>FDAD12P15U</b>
-500 ... +500 Pa	0.1 Pa	10000 Pa	<b>FDAD12P15B</b>
0 ... +1000 Pa	1 Pa	10000 Pa	<b>FDAD12P20U</b>
-1000 ... +1000 Pa	1 Pa	10000 Pa	<b>FDAD12P20B</b>
0 ... +2500 Pa	1 Pa	30000 Pa	<b>FDAD12P22U</b>
-2500 ... +2500 Pa	1 Pa	30000 Pa	<b>FDAD12P22B</b>
0 ... +5000 Pa	1 Pa	80000 Pa	<b>FDAD12P25U</b>
-5000 ... +5000 Pa	1 Pa	80000 Pa	<b>FDAD12P25B</b>
0 ... +100 mbar	0.1 mbar	800 mbar	<b>FDAD12P30U</b>
-100 ... +100 mbar	0.1 mbar	800 mbar	<b>FDAD12P30B</b>
0 ... +250 mbar	0.1 mbar	1500 mbar	<b>FDAD12P32U</b>
-250 ... +250 mbar	0.1 mbar	1500 mbar	<b>FDAD12P32B</b>
0 ... +500 mbar	0.1 mbar	3000 mbar	<b>FDAD12P35U</b>
-500 ... +500 mbar	0.1 mbar	3000 mbar	<b>FDAD12P35B</b>
0 ... +1000 mbar	1 mbar	3000 mbar	<b>FDAD12P40U</b>
-1000 ... +1000 mbar	1 mbar	3000 mbar	<b>FDAD12P40B</b>

DAkKS accredited calibration or factory calibration KD9xxx pressure for sensor or measuring chain (sensor + device), see chapter „Calibration certificates“. DAkKS accredited calibration meets all the requirements regarding test resources laid down in DIN EN ISO/IEC 17025.

# Force, Displacement, Vibration

## Tension and Compression Sensor K25

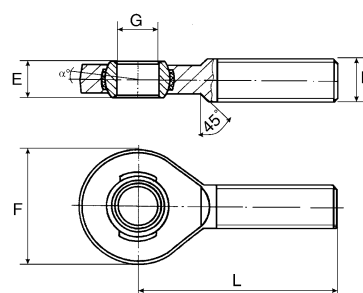


- Wire strain gauges in four-conductor full-bridge circuit.
- Control resistance for final adjustment of the measuring range.
- All measuring ranges that are specified in Newton can also be supplied in kg ranges



All ALMEMO® devices provide easy push-button adjustment of no-load and final value.

**Other version:** Force sensor with digital ALMEMO® D7 measuring plug, see ZKD700FS  
Digital sensor, can be calibrated without measuring device. High measured value resolution.



### Technical Data:

Max. load limit:	150 % of final value
Maximum dynamic load:	70 % of final value
Reference temperature:	23 °C
Cable:	3 m long, with axial ALMEMO® connector
Accuracy for tension:	$< \pm 0.1$ % of fin. val.
Accuracy for tension and compression:	$< \pm 0.2$ % of fin. val.
Nominal measuring path:	$< 0.15$ mm
Operative range:	-10 to +70 °C

Drift error at permanent load:	$< 0.07$ % per 30 min
Permissible lateral forces:	$\pm 60$ % of fin. val.
Protection system:	up to 1 kN: IP 65, from 2 kN: IP 67
Material:	up to 1 kN: aluminium 2 to 50 kN: stainless steel
Dimensions in mm:	up to 10 kN: A=50, B=75, C=20, D=M12 20 kN, 50 kN: A=65, B=85, C=40, D=M 24 x 2

### Options for all Force Transducers

#### Order no.

#### Order no.

Indication of measured values  
with ALMEMO® devices in kg

**OK9000K**

Indication of measured values  
with ALMEMO® devices in N and kg

**OK9000NK**

### Accessories

#### Order no.

#### Order no.

Knuckle eyes with external thread M 12 (2 pcs)  
(dimensions in mm: D = M 12, E = 16,  
F = 32, G = 12, L = 54)

**ZB902512**

Knuckle eyes with external thread M 24 x 2 (2 pcs)  
(dimensions in mm: D = M 24 x 2, E = 26,  
F = 62, G = 25, L = 94)

**ZB902524**

### Types (including test certificate)

#### Order no.

Measuring range 0.02 kN 0.05 kN, 0.1 kN, 0.2 kN, 0.5 kN, 1 kN, 2 kN, 5 kN or 10 kN please specify

**FKA0251**

Measuring range 20 kN

**FKA0252**

Measuring range 50 kN

**FKA0255**

Factory calibration KK9xxx force (traction / thrust) for sensor or measuring chain (sensor + device), see chapter „Calibration certificates“

### Other designs are available on request

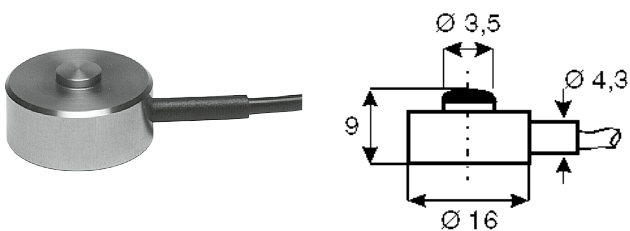
Tension and compression sensor FKA 012  
with male thread terminal up to 1000 kN



Tension and compression sensor  
FKA 1563 low height, with male thread terminal up to 2 kN



Compression Sensor K 22



- Wire strain gauges in four-conductor full-bridge circuit.
- Control resistance for final adjustment of the measuring range.
- All measuring ranges that are specified in Newton can also be supplied in kg ranges.

! All ALMEMO® devices provide easy push-button adjustment of no-load and final value.

**Other version:** Force sensor with digital ALMEMO® D7 measuring plug, see ZKD700FS  
Digital sensor, can be calibrated without measuring device. High measured value resolution.

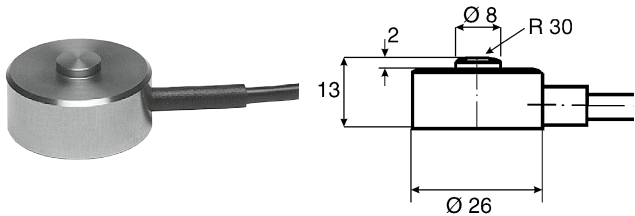
Technical Data:

Max. load limit:	150 % of final value	Nominal measuring path:	<0.2 mm
Maximum dynamic load:	70 % of final value	Operative range:	–10 to +50 °C
Reference temperature:	23 °C	Drift error at permanent load:	0.1 % per 30 min
Cable:	radial, 3 m long with ALMEMO® connector	Protection system:	IP 65
Accuracy:	<±0.5 % of final value	Material:	stainless steel

Type (including test certificate)  
Measuring range 100 N, 200 N, 500 N, 1000 N or 2000 N please specify  
Factory calibration KK9xxx force (tension or compression) for sensor or measuring chain (sensor + device), see chapter „Calibration certificates“

Order no.  
FKA022

Compression Sensor K 1613



- Wire strain gauges in 4-conductor full-bridge circuit.
- Control resistance for final adjustment of the measuring range.
- All measuring ranges that are specified in Newton can also be supplied in kg ranges.

! All ALMEMO® devices provide easy push-button adjustment of no-load and final value.

**Other version:** Force sensor with digital ALMEMO® D7 measuring plug, see ZKD700FS  
Digital sensor, can be calibrated without measuring device. High measured value resolution.

Technical Data:

Max. load limit:	150 % of final value	Nominal measuring path:	<0.2 mm
Maximum dynamic load:	70 % of final value	Operative range:	–10 to +50 °C
Reference temperature:	23 °C	Drift error at permanent load:	0.1 % per 30 min
Cable:	radial, 3 m long with ALMEMO® connector	Protection system:	IP 65
Accuracy:	<±0.5 % of final value	Material:	stainless steel

Type (including test certificate)  
Measuring range 0.5 kN, 1 kN, 2 kN, 5 kN, 10 kN or 20 kN (50 kN on request) please specify  
Factory calibration KK9xxx force (tension or compression) for sensor or measuring chain (sensor + device), see chapter „Calibration certificates“

Order no.  
FKA613



# Force

## Compression Sensor

Other designs are available on request



Compression sensor FKA 2528  
inexpensive Protective class IP60  
0.2 to 10 kN




Compression sensor FKA 013  
other measuring ranges  
from 10 N up to 100 kN

## Torque sensor

Other designs are available on request



Static torque sensor  
e.g. with square terminal 2 to 5000 Nm




Rotating torque sensor (slip ring)  
e.g. with square terminal 1 to 5000 Nm

11/2025 • We reserve the right to make technical changes.

## ALMEMO® input connector for measuring bridges, millivolt / volt differential

Full bridges are measured in four-conductor circuits. The power supply for the bridges is provided by the ALMEMO® plug.



For technical data, see chapter “Input connectors”.

Types			Order no.
Model	Meas. Range	Resolution	
55 mV DC	–10.0 to +55.0	1 µV	ZA9105FS0
26 mV DC	–26.0 to +26.0	1 µV	ZA9105FS1

## Digital ALMEMO® D7 measuring plug for bridge differential mV

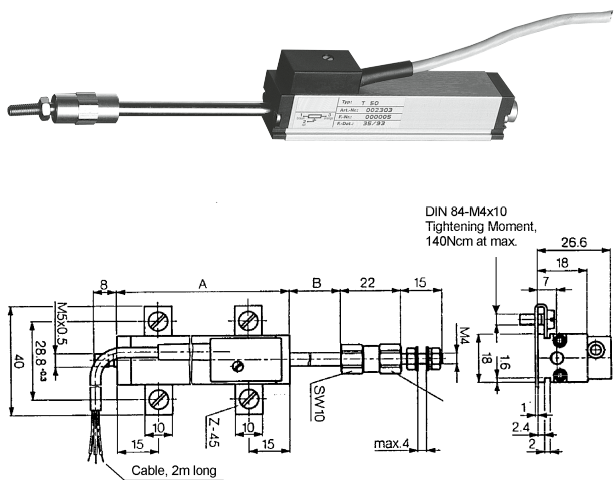
For force transducers (compression / tension), torque transducer or strain gauges.  
High resolution or high conversion rate. Only for current ALMEMO® V7 measuring instruments, ALMEMO® 202-S, 204, 104, 710, 510, 809.

Full bridges are measured in four-conductor circuits. The power supply for the bridges is provided by the ALMEMO® D7 plug.

For technical data, see chapter “Input connectors”.

Types:			Order no.
Range	Display range	Conversion rate	
DMS1*	±200 000 digits	10 mops	
or			
DMS2	±50 000 digits	1000 mops	ZKD700FS
* Factory setting: The desired measuring range can be programmed on the ALMEMO® V7 device itself.			
Option: Configuration of ALMEMO® D7 measuring connector; measuring rate 1000 mops			OA9007PRM1000

Displacement Sensor, Potentiometric FWA xxx T



- Displacement transducers are suitable for direct, accurate measurement of displacements in automatic control and metrology.
- The pickup of the displacement is performed by using a pull rod with a universal joint. This allows for an actuation that is free from backlash and transverse forces, even in case of parallel and angular displacements of transducer and measuring direction.
- Elastomer-damped, independently resilient multi-finger noble metal sliding contact for reliable contact, even at high adjustment speed, shock or vibration.
- Long life, extraordinary linearity, pull rod running on two exact bearings, very high adjustment speed of up to 10 m/s, shock and vibration resistant.

! Pre-adjusted in the factory by storing the correction values in the ALMEMO® connector. The precise adjustment can be locally performed by the user with final measures after the installation.

**Other version:** Displacement transducer with digital ALMEMO® D7 measuring plug, see ZKD700FS Digital sensor, can be calibrated without measuring device. High measured value resolution.


Technical Data:

Independent linearity:	T25: ±0.2 %; T50: ±0.15 % T75: ±0.1 %; T100: ±0.075 % T150: ±0.075 %	Movability, ball-shaped coupling:	±1 mm parallel displacement, ±2.5 ° angular displacement
Housing length (meas. A+1 mm):	T25: 63 mm; T50: 88 mm T75: 113 mm; T100: 138 mm T150: 188 mm	Operating force (horizontal):	≤ 0.30 N
Mech. stroke (meas. B ±1.5 mm):	T25: 30 mm; T50: 55 mm T75: 80 mm; T100: 105 mm T150: 155 mm	Reproducibility:	0.002 mm
Total weight (with 2 m cable):	T25: 140 g; T50: 160 g T75: 170 g; T100: 190 g T150: 220 g	Insulation resistance:	≥ 10 MW, (500 VDC, 1 bar, 2 s)
Weight of the pull rod incl. coupling and sliding contact block:	T25: 35 g; T50: 43 g T75: 52 g; T100: 58 g T150: 74 g	Dielectric strength:	≤ 1 mA, (50 Hz, 2 s, 1 bar, 500 VAC)
		Max. permissible torque:	140 Ncm
		Temperature range:	–30 to +100 °C
		Temperature coefficient:	typ. 5 ppm/°C
		Vibrations:	5 to 2000 Hz/Amax = 0.75 mm/amax = 20 g
		Shock:	50 g / 11 ms
		Life span:	> 100 x 106 strokes
		Protection system:	IP 40


Options	Order no.
Plug connection (instead of fixed connected cable), including 3 m cable with screwed round socket and ALMEMO® connector	OWA071AK

Types	Order no.	Order no.
Working length/resolution, incl. ALMEMO® cable 2 m long	100 mm / 0.01 mm	FWA100T
25 mm / 0.001 mm	150 mm / 0.01 mm	FWA150T
50 mm / 0.01 mm		
75 mm / 0.01 mm	included with delivery 2 tensioning clamps Z3-31	
	including 4 cap screws M 4 x 10, 1 ball-shaped coupling	

Other designs are available on request



Displacement transducers FWA xxx TEX  
with pivot joint Protective class IP54, 10 to 300 mm

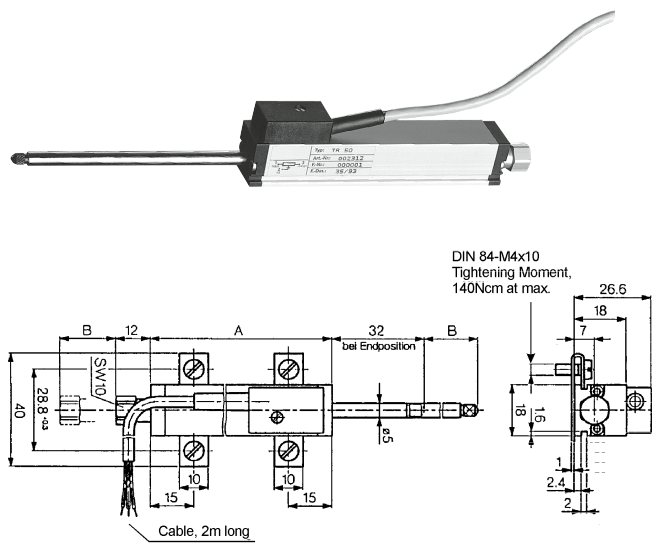


Displacement transducers FWA xxx TX2  
Protective class IP67 with pivot joint, 25 to 300 mm

# Displacement

## Displacement Tracer, Potentiometric FWA xxx TR

11/2025 • We reserve the right to make technical changes.



- Resistor and collector paths made from conducting plastic.
- Suitable for direct measurements of displacement without a form-locking connection, position detection at stationary measuring objects, tolerance measurements and for continuous contour measurement.
- The pull rod, which is supported on both sides, allows for accepting transverse forces that, for example, occur during a continuous scan of curves or spline parts.
- Rear limit stop is used to provide a simple mechanical coupling of automatic retraction systems, such as pneumatic cylinders or electromagnets.
- Long life, extraordinary linearity, tracer pin running on two exact bearings, DIN compliant standard measuring inserts can be used, shock and vibration resistant.

! Pre-adjusted in the factory by storing the correction values in the ALMEMO® connector. The precise adjustment can be locally performed by the user with final measures after the installation.

**Other version:**  
Displacement transducer with digital ALMEMO® D7 measuring plug, see ZKD700FS  
Digital sensor, can be calibrated without measuring device.  
High measured value resolution.

### Technical Data:

Independent linearity:	TR25: $\pm 0.2\%$ ; TR50: $\pm 0.15\%$ TR75: $\pm 0.1\%$ TR100: $\pm 0.075\%$	Operating force (horizontal):	$\leq 5\text{ N}$
Housing length (meas. A+1 mm):	TR25: 63 mm; TR50: 94.4 mm; TR75: 134.4 mm; TR100: 166 mm	Reproducibility:	0.002 mm
Mech. stroke (meas. B $\pm 1.5\text{ mm}$ ):	TR25: 30 mm; TR50: 55 mm TR75: 80 mm; TR100: 105 mm	Insulation resistance:	$\geq 10\text{ MW}$ (500 VDC, 1 bar, 2 s)
Total weight (with 2 m cable):	TR25: 120 g; TR50: 150 g TR75: 180 g; TR100: 200 g	Dielectric strength:	$\leq 1\text{ mA}$ (50 Hz, 2 s, 1 bar, 500 VAC)
Weight of the pull rod incl. coupling and sliding contact block:	TR25: 25 g; TR50: 36 g TR75: 48 g; TR100: 57 g	Max. permissible torque:	140 Ncm
Max. operating frequency: (for most critical application 'probe tip upright')	TR25: 18 Hz; TR50: 14 TR75: 11 Hz; TR100: 10 Hz	Temperature range:	$-30\text{ to }+100\text{ }^{\circ}\text{C}$
		Temperature coefficient:	typ. 5 ppm/ $^{\circ}\text{C}$
		Vibrations:	5 to 2000 Hz/Amax $= 0.75\text{ mm/amax} = 20\text{ g}$
		Shock:	50 g / 11 ms
		Life span:	$> 100 \times 106\text{ strokes}$
		Protection system:	IP 40

Option	Order no.
Plug connection (instead of fixed connected cable), including 3 m cable with screwed round socket and ALMEMO® connector	OWA071AK

Types	Order no.	Order no.
Working length/resolution, incl. ALMEMO® cable 2 m long	100 mm / 0.01 mm	FWA100TR
25 mm / 0.001 mm	FWA025TR	
50 mm / 0.01 mm	FWA050TR	
75 mm / 0.01 mm	FWA075TR	

## Sensors for vibration acceleration, vibration velocity, vibration displacement FSA 084-xx

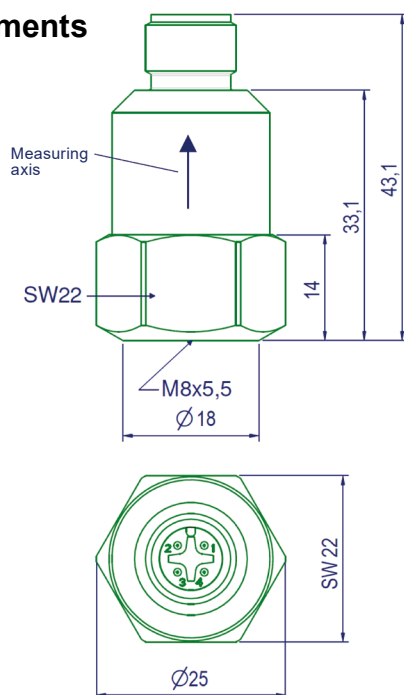


Vibration sensor FSA 084-xx with ALMEMO® connector

### Technical data and functions

- Measurement of vibrations on bearings or housings for machine monitoring.
- The vibration is measured in the axial direction of the sensor in a defined frequency band.
- Different types for three measured variables:
  - Vibration acceleration (without integrator), particularly suitable for higher-frequency vibrations, e.g. on roller bearings or gears and for shocks.
  - Vibration velocity (integrator), particularly suitable for machine condition monitoring according to ISO 20816.
  - Vibration displacement (double integrator), particularly suitable for measuring the vibration amplitude on vibrating conveyors, vibrating screens and sifters.
- Suitable for use in harsh environmental conditions.
- Record vibrations as close as possible to their source. Flat coupling surfaces with low roughness are suitable. Rough cast surfaces or painted surfaces are unsuitable.
- Sensors comply with the specifications for vibration severity measuring devices according to ISO 2954, among others.
- Possible fields of application are:
  - Measurement of running smoothness on rotating machines and reciprocating machines in accordance with ISO 10816 / ISO 20816
  - Measurement of bearing vibrations according to VDI 3832
  - Measurement of vibrations in defined frequency bands

### Measurements



### Explanation of terms

- RMS: Root mean square value
- Peak-to-peak: Full vertical length of the sine curve
- Integrator: Electrical circuit that integrates an input signal over time
- Vibration amplitude: Maximum distance that a vibrating object reaches from its center position
- Frequency band: Defined range of frequencies between the lower and upper limit frequencies
- Break acceleration: Load limit of the sensor, specified in g (acceleration due to gravity)
- Coupling surface: Surface to which the sensor is attached
- Roughness: Unevenness of the surface height
- Smooth running: Trouble-free running of a machine
- DIN ISO 2954: Standard „Mechanical vibration of reciprocating machines and of machines with rotating components - Requirements for vibration severity meters“
- ISO 10816 and ISO 20816: IEC standards for mechanical vibrations
- VDI 3832: VDI guideline for structure-borne noise measurements for assessing the condition of rolling bearings in machines and systems

# Vibration

## Technical Data:

Piezo system	Shear principle	4 mA offset drift over time (5000 h)	±1 µA
Measured variable, nominal measuring range	see Variants	Dimensions	see drawing
Accuracy (for measured values > 1 % of measuring range end value)	2 % of final value	Mass without cable	60 g
Nominal temperature	23 °C	Housing material	stainless steel
Lower limit frequency	see Variants	Connection direction	axial
Upper limit frequency	see Variants	Mounting	Threaded hole M8 x 5.5
Settling time	5 s	Degree of protection	IP68
Operating temperature range	-40 ... +100 °C	Breaking acceleration	±5000 g
Temperature coefficient of sensitivity	+0.015 %/K	Connection socket	M12, four-pin, male (Binder 713)
4 mA offset drift in the operating temperature range	±4 µA	Output	4 ... 20 mA, 2-wire
		Supply voltage	15 V via ALMEMO® plug
		ALMEMO® connection cable	M12 coupling socket with 2 m PVC cable and ALMEMO® plug

11/2025 • We reserve the right to make technical changes.

## Variants

### Order no.

Sensor for vibration acceleration, range 1 to 100 m/s<sup>2</sup> rms, frequency band 1.5 Hz to 10 kHz, resolution 0.1 m/s<sup>2</sup>, with cable and ALMEMO® connector

**FSA084AR100S01**

Sensor for vibration velocity range 1 to 40 mm/s rms, frequency band 10 Hz to 1 kHz, resolution 0.1 mm/s, with cable and ALMEMO® connector

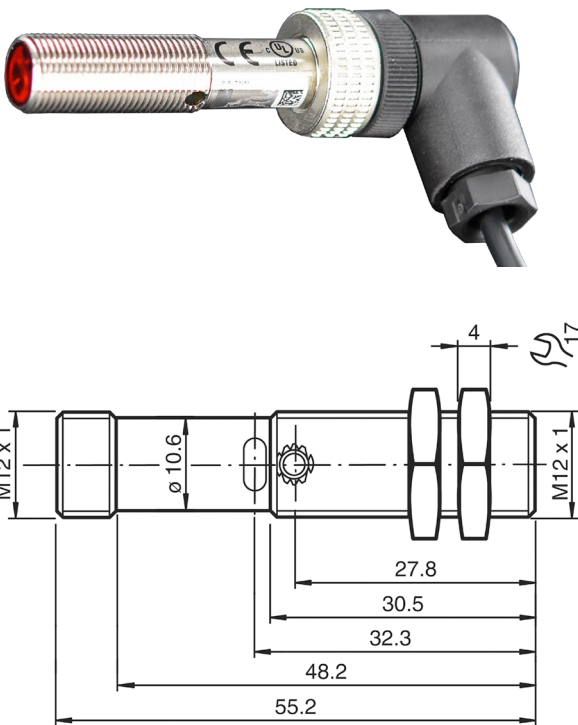
**FSA084VR40S01**

Sensor for vibration displacement, range 1 to 40 mm peak-peak, frequency band 3 Hz to 300 Hz, resolution 0.1 mm peak-peak, with cable and ALMEMO® connector

**FSA084D40S01**



## Rotational Speed Sensor FUA 919-3



- Optical probe for measurements of rotational speed, designed as retroreflective photoelectric sensor for photoelectric detection of rotational speeds.
- For evaluation of the pulses, the tachometer probe is equipped with a specific frequency meter module that calculates the number of revolutions per minute from the time period between two pulses. A stable read-out is achieved by averaging over a minimum of 500 ms.
- Easy application: A reflective adhesive tape is attached to the moving part and the probe is aligned with it. For function control purposes a yellow signal lamp at the rear side of the probe will be on when the reflective adhesive tape is recognised.
- To increase the operation reliability the sensitivity can be adjusted through a potentiometer.

## Technical Data:

Measuring range:	8 to 30000 UpM	Switching frequency:	< 1000 Hz
Resolution:	1 UpM	Ambient temperature:	-30 °C to +60 °C
Accuracy:		Storage temperature:	-40 °C to +70 °C
up to 15000 rpm:	± 0.02 % of m.v. ± 1 digit	Protection system:	IP 67
up to 30000 rpm:	± 0.05 % of m.v. ± 1 digit	No-load current:	≤ 15 mA
Detection range:	20 to 300 mm (depending on the reflector)	Supply voltage:	via ALMEMO® connector
Reference object:	standard white 100 mm x 100 mm	Connection:	Device connector M 12 x 1 including socket M 12 x 1, angled, with 1.5 meters cable and ALMEMO® connector
Sensitivity:	adjustable with potentiometers	Material:	
Detectable object:	opaque or reflector	Housing:	brass, nickel plated,
Type of light:	red light 640 nm	Lens opening:	PMMA
Light spot diameter:	appr. 20 mm at intervals of 300 mm	Dimensions:	
Aperture angle:	appr. 4 °	Diameter:	M 12 x 1 mm,
Limit for foreign light:	EN 60947-5-2: 10000 lux	length:	55 mm
Display switching status:	LED yellow		

## Accessories

	Order no.
Extension cable, 1 meter long	ZA9060VK1
Extension cable, 2 meters long	ZA9060VK2

## Types

	Order no.
Rotational Speed Sensor up to 30000 rpm max., incl. 5 reflective adhesive tapes	
Connecting cable 1.5 m long with ALMEMO® connector	FUA9193

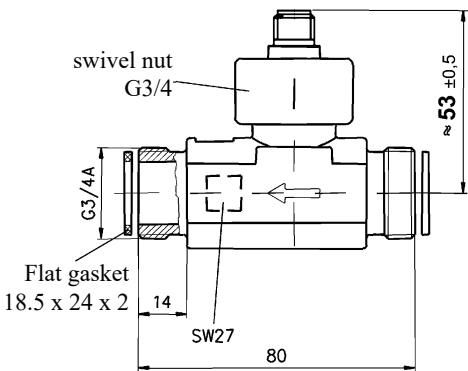
DAkKS accredited calibration or factory calibration KU90xx rotational speed for digital sensor, see chapter „Calibration certificates“.  
DAkKS accredited calibration meets all the requirements regarding test resources laid down in DIN EN ISO/IEC 17025.

Axial turbine flowmeter for liquids FVA 915 VTHM

11/2025 • We reserve the right to make technical changes.



- For measuring the volume flow rate or for dosing tasks with small flow rates.
- Extraordinary compact design.
- Wide, usable measuring range.
- Various options for operation: Cooling water flow, medical technology, plastics industry, solar systems, baker's equipment, machine tools, catering equipment, photographic laboratory equipment, dispensers, dosing equipment, cooling equipment, heating applications, calorimetry.



Technical Data:

Nominal diameter	DN 15
Measuring range	2 to 40 l/min continuous load max. 20 l/min
Measuring accuracy	±1 % of finale value
Reproducibility	± 0.2 %
Signal output	from 0.3 l/min
max. size of particles in medium	0.5 mm
temperature of medium	0...85 °C (non-freezing)
Nominal pressure	PN10
Process connection	G ¾" external thread and union nuts
Pressure loss in bar	$\Delta p = 0.00145 \times Q^2$ (Q in l/min) approx. 0.6 bar at 20 l/min approx. 2.3 bar at 40 l/min
Protection system	IP 54
Output signal	
Pulse rate / K factor	940 pulses / liter
Resolution	1.1 ml / pulse
Signal form	rectangular signal, NPN, open collector
Measuring transducer	Hall sensor

Supply voltage	4.5 ... 24 V DC (from ALMEMO® device)
Electrical connection	4-pin connector M 12 x 1 including PVC line (Tmax =70 °C) with ALMEMO® connector
<b>Materials</b>	
pipe section	brass CuZn36Pb2As
Flat gasket	NBR
Turbine cage	PEI ULTEM
Rotating vane	PEI ULTEM
Rotor complements	hard ferrite magnets
Axle / bearing	axle Arcap AP1D with hard metal pins in sapphire bearings
Bearing support	Arcap AP1D
Sensor	PPO Noryl GFN3
O-ring	NBR
Knurled swivel nut *	PA GF 30

\* not coming into contact with the medium

Types

incl. connecting cable, 6 m long with ALMEMO® connector, turbine body made of brass

Order no.  
**FVA915VTHM**

DAkKS accredited calibration KV91xx, flow rate, for digital probes, see chapter „Calibration certificates“.  
The DAkKS accredited calibration fulfills the requirements of DIN EN ISO/IEC 17025 for test equipment.

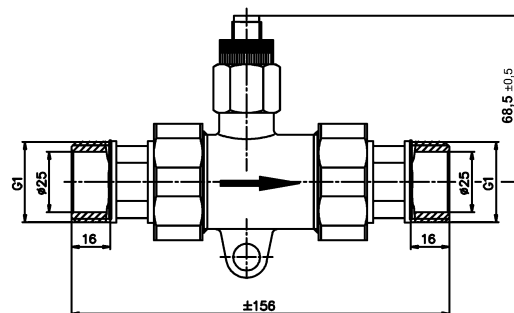

Other designs are available on request

Axial turbine flowmeters FVA915VTPx for water up to 150 °C, 300 bar,  
2 to 40 l/min Figure - similar to above  
Magnetic-inductive flowmeters FVA 915 VMZx (new series VMZ.2)  
without moving parts, for small flow rates from 0.1 l/min  
and high flow rates up to 250 l/min



FVA 915 VMZ

## Axial turbine flowmeter for liquids FVA 915 VTH25M



- For measuring the volume flow rate or for dosing tasks with large flow rates.
- Compact design.
- Wide useful operating range.
- Wide variety of applications:
- Cooling water flow, medical technology, plastics industry, solar systems, baker's equipment, machine tools, catering equipment, photographic laboratory equipment, dispensers, dosing equipment, cooling equipment, heating applications, calorimetry.

### Technical Data

Nominal diameter	DN 25
Measuring range	4 to 160 l/min
Continuous load	max. 80 l/min
Measuring accuracy	$\pm 5$ % of measured value up to 5 l/min $\pm 7$ % of measured value
Reproducibility	$\pm 0.5$ %
Signal output	from $< 1$ l/min
max. size of particles in medium	0.63 mm
temperature of medium	0...85 °C (non-freezing)
Nominal pressure	PN10
Process connection	G 1¼" external thread including adapter for R 1" (absolutely necessary)
Pressure loss	approx. 0.1 bar at 80 l/min approx. 0.45 bar at 160 l/min
Protection system	IP 54
Output signal	
Pulse rate / K factor	65 pulses / liter

Resolution	15 ml / pulse
Signal form	NPN, open collector
Measuring transducer	Hall sensor
Supply voltage	4.5 ... 24 V DC (from ALMEMO® device)
Electrical connection	4-pin connector M 12 x 1 including PVC line (Tmax = 70 °C) with ALMEMO® connector

#### Materials

Pipe section	brass, CW602N
Turbine cage	PPO Noryl GFN 1630V
Rotation vane	PPO Noryl GFN 1520V
Rotor complements	Hard Ferrite Magnets
Axle / bearing	stainless steel 1.4539 / sapphire, PA
Sensor socket	PPO Noryl GFN 1630V
O-ring	EPDM

### Type

incl. connecting cable, 6 m long, with ALMEMO® connector, turbine body made of brass

### Order no.

**FVA915VTH25M**

DAkkS accredited calibration KV91xx, flow rate, for digital probes, see chapter „Calibration certificates“.  
The DAkkS accredited calibration fulfills the requirements of DIN EN ISO/IEC 17025 for test equipment.

### Other designs are available on request

Axial turbine flowmeters FVA 915 VTH40 6.7 to 417 l/min, DN40 Figure  
- similar to above

Turbine flowmeters FVA 915 VTRx  
Stainless steel, up to 120 °C, up to 250 bar for different flow rates  
from 1.8 l/min to 1133 l/min



Flow sensors for liquids FVA 645-GVxQT5  
Variant in stainless steel without any moving parts, with integrated temperature measuring



- Measuring section in stainless steel
- Application in systems with laminar flow, no pressure surges, no air pockets, no suspended solids
- Without any moving parts
- Integrated temperature measuring
- Low pressure loss
- Wide temperature range
- High-speed reaction time
- Using with water
- For heat output measurement in heating systems and cooling plant

11/2025 • We reserve the right to make technical changes.

Technical Data:

Flow		Suitable conditions	
Measuring principle	Pressure pulsation Kármán vortex street	Media	Water, Viscosity < 2 mm²/s) and conductivity >2 µS/cm
Measuring range	see variants	Temp. of medium	0 to +100 °C
Accuracy	using water as medium at 0 to +100 °C ±1.5 % of final value	Ambient temperature	-25 to +60 °C
Resolution	see variants	Ambient humidity	up to 95 % RH, non-condensing
Reaction time (63 %)	< 3 s	Electrical connections	
Temperature		Output signal	2x 0.5 to 3.5 V (4.1 V)
Measuring range	0 to +100 °C	Power supply	5 VDC (±5 %), <10 mA via ALMEMO® connector
Accuracy	±1 K at +15 to +90 °C ±2 K at 0 to +100 °C	Connection	Sensor with 2.9-meter connecting cable and ALMEMO® connector
Resolution	0.1 K	Fitting length	
Reaction time (63 %)	<0.25 second under flow conditions 50 % of final value	see variants	
Process connection		Materials (in contact with media)	
Pressure	10 bar	Corrosion-resistant coating EPDM, PPS, PPA 40-GF	
Pressure loss	0.1 bar, typical under flow conditions, 50 % of final value	Pipe piece	Stainless steel 1.4408; (inside pipe PPA 40-GF)

! Note: The sensor can only be operated by plugging DIRECTLY onto an ALMEMO® device.  
(NOT with extension cables ZA9060VKx or ZA9090VKCx).

Variants

Sensor for flow rate and temperature over a measured section, including ALMEMO® connecting cable, 2.9 meters

Measuring range	ALMEMO® Resolution	Process connection	Fitting length	Order no.
1 to 18 l/min	0.01 l/min	G 3/4“ male thread	ca. 110 mm	FVA645GV18QT5
2 to 40 l/min	0.01 l/min	G 3/4“ male thread	ca. 110 mm	FVA645GV40QT5
5 to 100 l/min	0.1 l/min	G 1“ male thread	ca. 129 mm	FVA645GV100QT5
10 to 200 l/min	0.1 l/min	G 1 1/4“ male thread	ca. 137.5 mm	FVA645GV200QT5

DAkkS accredited calibration KV91xx, flow, for probes, see chapter „Calibration certificates“.  
The DAkkS accredited calibration fulfills the requirements of DIN EN ISO/IEC 17025 for test equipment.

# 11 Electrical variables

## Split-Core Type Transformer for AC Currents Chauvin Arnoux type Mini 09



- Perfectly suitable for use in maintenance and monitoring of electrical systems without interrupting their current supply.
- Application oriented design, particularly suitable for measurement in dense wiring.
- Ideal for non-contact control measurements with ALMEMO® hand-held devices, e.g. for fault currents or at devices with low current consumption.

### Technical Data

Measuring range:	1 A to 150 A AC	Admissible voltage:	300 V category IV or 600 V category III
Accuracy of meas. at 50/60 Hz:	40 to 150 A: $\pm 4 \%$ 15 to 40 A: $\pm 3 \% \pm 0.2 \text{ A}$ 5 to 15 A: $\pm 6 \% \pm 0.2 \text{ A}$ 1 to 5 A: $\pm 10 \% \pm 0.2 \text{ A}$	Operating frequency:	48 to 500 Hz
Encompassing capacity:	cable $\varnothing$ 10 mm	Operating conditions:	-10 to +50 °C, 10 to 85 % RH
Transformation ratio:	100 m V DC / 1 A AC	Dimensions:	130 x 37 x 25 mm
Output signal:	15 V DC	Weight:	approx. 180 grams
Nominal conditions:	23 °C $\pm 3 \text{ K}$ , 1013 mbar, 20 to 75 % RH	Storage temperature:	-40 to +80 °C
Electrical safety:	EN 61010-2-032 (issue 2/2003)	Connecting cable:	Cable, 1.5 meters, with safety laboratory connectors, including safety coupling and 1.5-meter ALMEMO® connecting cable with banana plugs

### Types (including manufacturer's test certificate)

Single-range split-core type transformer with integrated rectifying for small AC currents incl. ALMEMO® connecting cable ( $\pm 26 \text{ V DC}$ )

### Order no.

FEA6049

With test certificate of the manufacturer Chauvin Arnoux. Delivery in original packaging, adapted with ALMEMO® plug

## Split-Core Type Transformer for AC Currents Chauvin Arnoux type MN 88



- Perfectly suitable for use in maintenance and monitoring of electrical systems without interrupting their current supply.
- Asymmetric shape of the jaw of tongs, particularly suitable for encompassing cables and rails.
- With polarity indicator for power measurements.
- Ideal for non-contact control measurements with ALMEMO® handheld devices, e.g. at low power systems.

### Technical Data

Measuring range:	0.5 A to 200 A AC (the higher value corresponds to 120 % of the max. nominal value)	Dimensions:	135 x 50 x 30 mm
Accuracy of meas. at 50Hz:	$\pm 3 \%$ of meas. val. $\pm 0.5 \text{ A}$	Weight:	approx. 180 g
Encompassing capacity:	cable $\varnothing$ 20 mm rail 20 x 5 mm	Nominal conditions:	25 °C $\pm 3 \text{ °C}$ / 1013 mbar
Transformation ratio:	100 m V DC / 1 A AC	Operating temperature:	-10 to +55 °C
Output signal:	20 V DC	Relative humidity:	0 % to 90 % at 40 °C max.
Operating frequency:	40 Hz to 10 kHz	Storage temperature:	-40 to +70 °C
Safety standards:	IEC 1010-1	Connecting cable:	Connecting cable Integrated banana sockets, including 1.5-meter ALMEMO® connecting cable with banana plugs
Overvoltage protection:	category III		

### Types (including manufacturer's test certificate)

Single-range split-core type transformer with integrated rectifying for small AC currents incl. ALMEMO® connecting cable ( $\pm 26 \text{ V DC}$ )

### Order no.

FEA604MN

With test certificate of the manufacturer Chauvin Arnoux. Delivery in original packaging, adapted with ALMEMO® plug

# Electrical variables

## Split-Core Type Transformer for AC Currents Chauvin Arnoux type Y4N



- Perfectly suitable for use in maintenance and monitoring of electrical systems without interrupting their current supply.
- Asymmetric shape of the jaw of tongs, particularly suitable for encompassing cables and rails.
- With polarity indicator for power measurements.
- Ideal for non-contact control measurements with ALMEMO® handheld devices, e.g. at low power systems.

### Technical Data

Measuring range:	2 A to 500 A AC (the higher value corresponds to 120 % of the max. nominal value)	Dimensions:	215 x 66 x 34 mm
Accuracy of meas. at 50Hz:	± 3 % of meas. val. ±0.5 A	Weight:	approx. 420 g
Encompassing capacity:	cable Ø 30 mm rail 30 x 63 mm	Nominal conditions:	25 °C ±3 °C / 1013 mbar
Transformation ratio:	1 m V DC / 1 A AC	Operating temperature:	–10 to +55 °C
Output signal:	0.5 V DC	Relative humidity:	0 % to 90 % at 40 °C max.
Operating frequency:	40 Hz to 1 kHz	Storage temperature:	–40 to +70 °C
Safety standards:	IEC 348, IEC 1010-2-032	Connecting cable:	Cable, 1.5 meters, with safety laboratory connectors, including safety coupling and 1.5-meter ALMEMO® connecting cable with banana plugs
Overvoltage protection:	no		

<b>Types (including manufacturer's test certificate)</b>	<b>Order no.</b>
Single-range split-core type transformer with integrated rectifying for small and medium AC currents incl. ALMEMO® connecting cable (±2.6 V DC)	<b>FEA6044N</b>

With test certificate of the manufacturer Chauvin Arnoux. Delivery in original packaging, adapted with ALMEMO® plug



Digital ALMEMO® D6 measuring module for DC voltage and DC current

Overvoltage proof measuring input. Galvanically isolated up to 6 kV.  
For connection to all ALMEMO® V6 / V7 measuring instruments.



Applications

ALMEMO® D6 measuring modules can be used for a wide variety of applications. Examples:

- Inexpensive monitoring of several DC voltage signals with a large number of measuring modules.
- Monitoring the charge and discharge processes (current, voltage) during the development of rechargeable batteries/batteries for electromobility and for other battery-operated devices.
- Monitoring the supply voltage and the current consumption of DC motors and other consumers.
- Checking switches.
- Monitoring of the electrical parameters voltage, current in addition to the physical measured variables such as temperature, pressure, air flow, flow rate, etc.

Technical data and functions

- The digital ALMEMO® D6 measuring module uses its own integrated AD converter. The overall accuracy of the measurement is independent from the ALMEMO® display unit/data logger.
- The signals are measured at the internal sampling rate of 1 kHz and max, min and average values are calculated from them. The measured value and the calculated values are digitally interrogated by the ALMEMO® measuring instrument at the conversion rate / measuring cycle of the measuring instrument.
- The ALMEMO® measuring instrument saves the measured values, and the measuring software WinControl will display them graphically.
- The measuring input is overvoltage proof and galvanically isolated from the ALMEMO® measuring device.


Technical data

Input sockets:	Safety sockets CAT III, 20 A, Ø 4 mm	Temperature drift:	max. 0.003 %/K (30 ppm/K)
Galvanic isolation:	6 kV	Suitable conditions:	+5 to +40 °C (Storage temperature: -20 to +60 °C), 10 to 90 % RH (non-condensing), maximum height above mean sea level: 2000 m
Sampling rate:	1 kHz internal	Housing:	ABS, 127 x 83 x 42 mm (LxWxH)
Refresh rate:	depending on measuring cycle / conversion rate of the ALMEMO® measuring device	Connecting cable:	2 m, permanently connected
Measuring range:	see types	ALMEMO® D6 plug:	for measuring channels see Types, Configuration via the ALMEMO® device
Resolution:	see types	Supply voltage:	9 to 12 V via ALMEMO® device
Overload:	see types	Current consumption:	approx. 85 mA (plug and module)
Internal resistance:	see types		
Accuracy:	±0.1 % of fin. val.±2 Digit		
Nominal conditions:	23 °C ±2 K, 10 to 90 % RH (non-condensing)		


Accessories

DIN rail mounting

Magnetic fastening



DIN rail mounting



Magnetic fastening

Order no.

ZB2490HS

ZB2490MH

ALMEMO® extension cable, length = 2 m (see chapter 6)

ALMEMO® extension cable, length = 10 m (see chapter 6)

ZA9060VK2

ZA9090VKC10

Types

Measuring module including touch-proof connecting cable, ALMEMO® connection cable permanently connected to the ALMEMO® D6 plug

DC voltage

4 ALMEMO® measuring channels: voltage, maximum value, minimum value, average value

Measuring range	Resolution	Overload	Input resistance	Order no.
±60 V DC	0.01 V	±90 V	1 MOhm	ZAD900AB3
±400 V DC	0.1 V	±400 V	4 MOhm	ZAD900AB5

DC current

4 ALMEMO® measuring channels: current, maximum value, minimum value, average value

Measuring range	Resolution	Overload	Input resistance	Order no.
±20 mA DC	0.01 mA	±500 mA	4.7 Ohm	ZAD901AB1
±200 mA DC	0.1 mA	±500 mA	1 Ohm	ZAD901AB2
±2 A DC	0.001 A	±4 A	100 mOhm	ZAD901AB3
±10 A DC*	0.01 A	±20 A	8 mOhm	ZAD901AB5


\* Extended range up to 20 A without specification. Continuous operation up to a maximum of 10 A. For currents exceeding the maximum of 10 A, the measuring period is 10 minutes. After that, the device needs to cool down to room temperature.

Other version

ALMEMO® D7 measuring module ZED7 0x-ABx

see chapter 11

Power calculation via simultaneous measurement of voltage and current in one measuring module or dynamic measurements of DC signals (up to 1000 measurements/s).



## Fast digital ALMEMO® D7 measuring module for DC voltage / DC current / DC power

Dynamic measurement of DC signals with 1000 mops (measuring operation per second).

Overvoltage proof measuring input. Galvanically isolated up to 6 kV.

For connecting current ALMEMO® V7 measuring instruments, ALMEMO® 202-S, 204, 104, 710, 510, 809.



ZED7 00-ABx



ZED7 01-ABx



ZED7 07-ABxx

## Applications

ALMEMO® D7 measuring modules can be used for a wide variety of applications. Examples:



- Inexpensive monitoring of several DC voltage signals with a large number of measuring modules.
- Monitoring the charge and discharge processes (current, voltage, power) during the development of rechargeable batteries/batteries for electromobility and for other battery-operated devices.
- Monitoring the supply voltage and the current consumption during switch-on and switch-off processes of DC motors and other consumers.
- Checking switches and circuit breakers using fast switching cycles.
- Measuring the response time of electronic switches.
- Calculating the power by simultaneously measuring voltage and current in one measuring module.
- Monitoring the electrical parameters voltage, current and power of photovoltaic modules and photovoltaic systems while environmental parameters such as temperature, global radiation, and other meteorological parameters are recorded at the same time.
- Measuring fast changes in power during load tests with rapid load changes.

## Technical data and functions

- The digital ALMEMO® D7 measuring module uses its own integrated AD converter. The overall accuracy of the measurement is independent from the ALMEMO® V7 display unit/data logger. The measurement rate is solely defined by the integrated AD converter. On the ALMEMO® V7 measuring instrument all D7 measuring plugs work in parallel at their own measuring rate.
- Dynamic measuring signals are measured by the ALMEMO® D7 measuring module at a fast conversion rate.
- The ALMEMO® V7 measuring instrument saves the measured values, and the measuring software WinControl will display them graphically.
- The maximum, minimum, and average values can be calculated by measuring functions in the measuring device or in the measuring software.
- The measuring input is overvoltage proof and galvanically isolated from the ALMEMO® V7 measuring device.

## Technical data

Input sockets:	Safety sockets CAT III, 20 A, Ø 4 mm	Temperature drift:	max. 0.003 %/K (30 ppm/K)
Galvanic isolation:	6 kV	Suitable conditions:	+5 to +40 °C (Storage temperature: -20 to +60 °C), 10 to 90 % RH (non-condensing), maximum height above mean sea level: 2000 m
Sampling rate:	1 kHz	Housing:	ABS,
Output cycle:	1 ms (1000 mops)	dimensions	127 x 83 x 42 mm (LxWxH)
Measuring range:	see types	Connecting cable:	2 m, permanently connected
Resolution:	see types	ALMEMO® D7 plug:	for measuring channels see Types, Configuration via the ALMEMO® V7 device
Overload:	see types	Supply voltage:	9 to 12 V via ALMEMO® device
Internal resistance:	see types	Current consumption:	approx. 60 mA (plug and module)
Accuracy:	±0.1 % of fin. val. ±2 Digit		
Nominal conditions:	23 °C ±2 K, 10 to 90 % RH (non-condensing)		

Accessories		Order no.
DIN rail mounting		ZB2490HS
Magnetic fastening		ZB2490MH
		
DIN rail mounting		
		
Magnetic fastening		

Types				
Measuring module including touch-proof connecting cable, ALMEMO® connection cable permanently connected to the ALMEMO® D7 plug				
<b>DC voltage</b>				
1 ALMEMO® measuring channel: voltage				
Measuring range	Resolution	Overload	Input resistance	Order no.
±60 V DC	0.01 V	±90 V	1 MOhm	ZED700AB3
±400 V DC	0.1 V	±400 V	4 MOhm	ZED700AB5
<b>DC current</b>				
1 ALMEMO® measuring channel: current				
Measuring range	Resolution	Overload	Input resistance	Order no.
±20 mA DC	0.01 mA	±500 mA	4.7 Ohm	ZED701AB1
±200 mA DC	0.1 mA	±500 mA	1 Ohm	ZED701AB2
±2 A DC	0.001 A	±4 A	100 mOhm	ZED701AB3
±10 A DC*	0.01 A	±20 A	8 mOhm	ZED701AB5
* Extended range up to 20 A without specification. Continuous operation up to a maximum of 10 A. For currents exceeding the maximum of 10 A, the measuring period is 10 minutes. After that, the device needs to cool down to room temperature.				
<b>DC power</b>				
3 ALMEMO® measuring channels: voltage, current, power				
Measuring range voltage**	Measuring range current**	Measuring range power (calculated)	Resolution power	Order no.
±60 V DC	±2 A DC	120 W	0.1 W	ZED707AB33
±60 V DC	±10 A DC*	1.2 kW	0.01 kW	ZED707AB35
±400 V DC	±2 A DC	800 W	0.1 W	ZED707AB53
±400 V DC	±10 A DC*	8 kW	0.01 kW	ZED707AB55
* Extended range up to 20 A without specification. Continuous operation up to a maximum of 10 A. For currents exceeding 10 A, the maximum measuring period is 10 minutes. After that, the device needs to cool down to room temperature.				
** Resolution, Overload, Input resistance see further above.				

Digital ALMEMO® D6 measuring module for AC voltage and AC current

For acquiring the true root mean square (RMS) value of a sinusoidal AC signal. Sampling rate of 1000 mops.  
Overvoltage proof measuring input. Galvanically isolated up to 6 kV.  
For connection to all ALMEMO® V6 / V7 measuring instruments



Applications

ALMEMO® D6 measuring modules can be used for a wide variety of applications. Examples:

- Inexpensive monitoring of several AC voltage signals with a large number of measuring modules
- Monitoring the supply voltage and the current consumption of machines, motors, and other consumers.
- Checking switches.
- Monitoring of the electrical parameters voltage, in addition to the physical measured variables such as temperature, pressure, air flow, flow rate, etc.
- Voltage and / or current measurement of 1-phase user (230 V AC) through a touch-proof Schuko-socket outlet adapter (accessory).

Technical data and function

- The digital ALMEMO® D6 measuring module uses its own integrated AD converter. The overall accuracy of the measurement is independent from the ALMEMO® display unit/data logger.
- The AC signal with sinusoidal curve progression is digitalized at the integrated AD converter at a high sampling rate and based on that, the true RMS value will be calculated continuously. At the same time, the frequency of the AC signal will be determined.
- The measured values are digitally interrogated by the ALMEMO® measuring device at the conversion rate of the measuring device.
- The ALMEMO® measuring instrument saves the measured values and the measuring software WinControl will display them graphically.
- The measuring input is overvoltage proof and galvanically isolated from the ALMEMO® measuring device.

Technical data

Input sockets:	Safety sockets CAT III, 20 A, Ø 4 mm	Nominal conditions:	Alternating signal: sinusoidal 50 Hz, 23 °C ±2 K, 10 to 90 % RH (non-condensing)
Galvanic isolation:	6 kV	Temperature drift:	max. 0.003 %/K (30 ppm/K)
Sampling rate:	1 kHz internal	Suitable conditions:	+5 to +40 °C (Storage temperature: -20 to +60 °C), 10 to 90 % RH (non-condensing), maximum height above mean sea level: 2000 m
Refresh rate:	0.5 s	Housing:	ABS, 127 x 83 x 42 mm (LxWxH)
AC signals U, I:	only sinusoidal signals, no signals with phase angle control	Connecting cable:	2 m, permanently connected
Response threshold U, I:	Signal U and I > 1 % of fin. val.	ALMEMO® D6-plug:	for measuring channels, see Types, configuration via ALMEMO® device
Operating range U, I, P:	DC ... 250 Hz	Supply voltage:	9 to 12 V via ALMEMO® device
Measuring range U, I, P:	see Types	Current consumption:	approx. 80 mA (plug and module)
Resolution:	see Types		
Overload:	see Types		
Internal resistance:	see Types		
Accuracy:	±0.1 % of fin. val. ±2 Digit		
Measuring range frequency:	20 to 250 Hz		
Resolution:	0.01 Hz		

Accessories


DIN rail mounting

Magnetic fastening


Socket adapter: max. 230 V AC / 16 A

Earthed socket for the consumer. 3 safety jacks: voltage, current, COM.


Incl. short-circuit plug for current path. Housing: W 65 x H 120 mm



DIN rail mounting



Magnetic fastening



Socket adapter

ALMEMO® extension cable, length = 2 m (see chapter 6)

ALMEMO® extension cable, length = 10 m (see chapter 6)

Order no.

ZB2490HS

ZB2490MH

ZE2000PA

ZA9060VK2

ZA9090VK10

Types

Measuring module including touch proof connecting cable, ALMEMO® connection cable permanently connected to the ALMEMO® D6 plug

AC voltage

2 ALMEMO® measuring channels: voltage, frequency

Measuring range	Resolution	Overload	Input resistance	Order no.
25 V <sub>RMS</sub> AC	0.01 V	±60 V <sub>RMS</sub>	1 MOhm	ZAD903AB3
400 V <sub>RMS</sub> AC	0.1 V	±400 V <sub>RMS</sub>	4 MOhm	ZAD903AB5

AC current

2 ALMEMO® measuring channels: current, frequency

Measuring range	Resolution	Overload	Input resistance	Order no.
1.8 A <sub>RMS</sub> AC	0.001 A	±4 A <sub>RMS</sub>	100 mOhm	ZAD904AB1
10 A <sub>RMS</sub> AC*	0.01 A	±20 A <sub>RMS</sub>	8 mOhm	ZAD904AB3


\* Extended range up to 20 A<sub>RMS</sub> without specification. Continuous operation up to a maximum of 10 A<sub>RMS</sub>. For currents exceeding 10 A<sub>RMS</sub>, the maximum measuring period is 10 minutes. After that, the device needs to cool down to room temperature.

Other version

ALMEMO® D7 measuring module ZED7 3x-ABx

see chapter 11

Power calculation via simultaneous measurement of voltage and current in one measuring module or acquisition of fast signal changes during switch-on / switch-off processes.





## Fast digital ALMEMO® D7 measuring module for AC voltage / AC current / AC power

For acquiring the true root mean square (RMS) value of a sinusoidal AC signal. Sampling rate of 1000 mops.  
 Overvoltage proof measuring input. Galvanically isolated up to 6 kV.  
 For connecting current ALMEMO® V7 measuring instruments, ALMEMO® 202-S, 204, 104, 710, 510, 809.



ZED7 30-ABx



ZED7 31-ABx



ZED7 37-ABxx

## Applications

ALMEMO® D7 measuring modules can be used for a wide variety of applications. Examples:




- Inexpensive monitoring of several AC voltage signals with a large number of measuring modules
- Monitoring the supply voltage and the current consumption during switch-on and switch-off processes of machines, motors, and other consumers.
- Checking switches and circuit breakers using fast switching cycles.
- Measuring the response time of electronic switches
- Power calculation (effective power, power factor) through the parallel measurement of voltage and electricity in one measuring module.
- Monitoring of the electrical parameters voltage, electricity and power through inverter in photovoltaic systems with parallel documentation of the environmental parameters like temperature, global radiation and other meteorological measuring variables.
- Recording of quick power changes during loading tests with quick load changes.
- Power measurement of 1-phase user (230 V AC) through a touch-proof Schuko-socket outlet adapter (accessory).
- Recording of the power consumption of mobile machines (cleaning machines, high-pressure cleaner amongst others) and of domestic devices (refrigerators, radiant heater, ovens amongst others) additionally to the physical measuring variables like temperature, pressure, air velocity, flow rate amongst others.

## Technical data and function

- The digital ALMEMO® D7 measuring module uses its own integrated AD converter. The overall accuracy of the measurement is independent from the ALMEMO® V7 display unit/data logger. On the ALMEMO® V7 measuring instrument all D7 measuring plugs work in parallel using their own measuring rate.
- The AC signal with sinusoidal curve progression is digitalized at the integrated AD converter at a high sampling rate and based on that, the true RMS value will be calculated continuously. At the same time, the frequency of the AC signal will be determined.
- The power measuring modules will measure voltage as well as current synchronically and based on these two, the effective power and the performance factor will be calculated.
- The ALMEMO® V7 measuring instrument saves the measured values and the measuring software WinControl will display them graphically.
- The measuring input is overvoltage proof and galvanically isolated from the ALMEMO® V7 measuring device.

## Technical data

Input sockets:	Safety sockets CAT III, 20 A, Ø 4 mm	Performance factor cosφ:	0.17 to 1 precondition: zero crossings!
Galvanic isolation:	6 kV	Resolution:	0.01
Sampling rate:	1 kHz internal	Nominal conditions:	Alternating signal: sinusoidal 50 Hz, 23 °C ±2 K, 10 to 90 % RH (non-condensing)
Output cycle / settling time:	4 periods (max. 200 ms) e.g. at 50 Hz: 80 ms (approx. 12 mops)	Temperature drift:	max. 0.003 %/K (30 ppm/K)
AC signals U, I:	only sinusoidal signals, no signals with phase angle control	Suitable conditions:	+5 to +40 °C (Storage temperature: -20 to +60 °C), 10 to 90 % RH (non-condensing), maximum height above mean sea level: 2000 m
Response threshold U, I:	Signal U and I > 1 % of fin. val.	Housing:	ABS, 127 x 83 x 42 mm (LxWxH)
Operating range U, I, P:	DC ... 250 Hz	Connecting cable:	2 m, permanently connected
Measuring range U, I, P:	see Types	ALMEMO® D7-plug:	for measuring channels, see Types, configuration via ALMEMO® V7 device
Resolution:	see Types	Supply voltage:	9 to 12 V via ALMEMO® device
Overload:	see Types	Current consumption:	approx. 60 mA (plug and module)
Internal resistance:	see Types		
Accuracy:	±0.1 % of fin. val. ±2 Digit		
Measuring range frequency:	20 to 250 Hz		
Resolution:	0.01 Hz		

Accessories	Order no.
DIN rail mounting	ZB2490HS
Magnetic fastening	ZB2490MH
Socket adapter: max. 230 V AC / 16 A	ZE2000PA
Earthed socket for the consumer. 3 safety jacks: voltage, current, COM. Incl. short-circuit plug for current path. Housing: W 65 x H 120 mm	
	
DIN rail mounting	
	
Magnetic fastening	
	
Socket adapter	

Types

Measuring module including touch proof connecting cable, ALMEMO® connection cable permanently connected to the ALMEMO® D7 plug

AC voltage

2 ALMEMO® measuring channels: voltage, frequency

Measuring range	Resolution	Overload	Input resistance	Order no.
25 V <sub>RMS</sub> AC	0.01 V	±60 V <sub>RMS</sub>	1 MOhm	ZED730AB3
400 V <sub>RMS</sub> AC	0.1 V	±400 V <sub>RMS</sub>	4 MOhm	ZED730AB5

AC current

2 ALMEMO® measuring channels: current, frequency

Measuring range	Resolution	Overload	Input resistance	Order no.
1.8 A <sub>RMS</sub> AC	0.001 A	±4 A <sub>RMS</sub>	100 mOhm	ZED731AB1
10 A <sub>RMS</sub> AC*	0.01 A	±20 A <sub>RMS</sub>	8 mOhm	ZED731AB3

\* Extended range up to 20 A<sub>RMS</sub> without specification. Continuous operation up to a maximum of 10 A<sub>RMS</sub>. For currents exceeding 10 A<sub>RMS</sub>, the maximum measuring period is 10 minutes. After that, the device needs to cool down to room temperature.

AC power

5 ALMEMO® measuring channels: voltage, current, effective power, frequency, performance factor cosφ

Measuring range voltage**	Measuring range current**	Measuring range power (calculated)	Resolution power	Order no.
400 V <sub>RMS</sub> AC	1.8 A <sub>RMS</sub> AC	720 W	1 W	ZED737AB51
400 V <sub>RMS</sub> AC	10 A <sub>RMS</sub> AC*	8 kW	0.01 kW	ZED737AB53

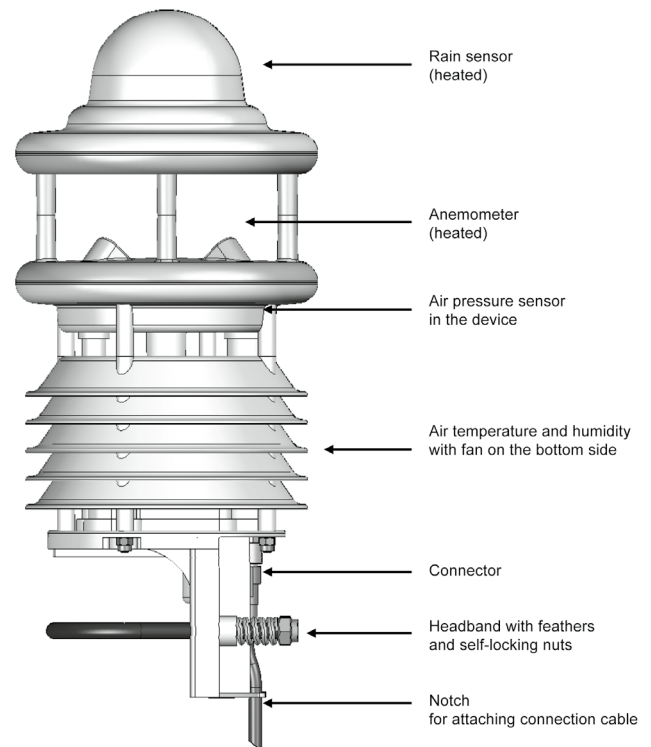
\* Extended range up to 20 A<sub>RMS</sub> without specification. Continuous operation up to a maximum of 10 A<sub>RMS</sub>. For currents exceeding 10 A<sub>RMS</sub>, the maximum measuring period is 10 minutes. After that, the device needs to cool down to room temperature.

\*\* Resolution, Overload, Input resistance see further above.

## Compact meteorological transducer for professional use - FMD760

Digital sensors for measuring wind, precipitation, air temperature, atmospheric humidity, atmospheric pressure. Maintenance-free measuring procedures for wind and precipitation  
Forced-ventilated radiation-protected housing

### ALMEMO® D7



## Technical data and functions

### Digital meteorological transducer for operating with ALMEMO® V7 devices

This digital meteorological transducer, with its integrated signal processor or A/D converter, can acquire all important weather variables in one device (over 20 different measurable variables). Up to 10 measuring channels can be evaluated simultaneously via the ALMEMO® D7 plug.

On leaving our factory the following variables are programmed: wind velocity (m/s), wind direction (°), precipitation quantity (mm), precipitation intensity (mm/h), air temperature (°C), relative atmospheric humidity (% RH), barometric atmospheric pressure (hPa).

The meteorological transducer operates with current ALMEMO® V7 devices, ALMEMO® 202-S, 204, 104, 710, 510, 809.

### For professional applications

The meteorological transducer complies in essence with all specifications laid down by the WMO (world meteorological organization) and is used in a wide variety of areas, e.g. weather services, water management, transport technology (roads, rail), agriculture, renewable energy technology, and the monitoring of air quality and atmospheric emissions.

The transducer can be fitted quickly and easily, e.g. on a mast or pole, using the supplied bracket.

The connection cable can be plugged onto the transducer. In the small connection box the signal cables are clamped and the mains unit 24 V for the heating system supply are plugged. In mobile use (without mains unit 24 V) heating and fan (see below) are deactivated, and the rainfall radar (see below) can be operated in Energy Saver mode 1.

### Wind

Wind is measured by means of four ultrasonic sensors (the four main compass points). From the runtime differences the wind velocity is calculated in m/s and the wind direction in °.

This measuring procedure is maintenance-free (no moving parts).

For operation in winter the ultrasonic sensors can if so required be heated.

### Precipitation, rainfall

Precipitation is acquired using tried and tested radar technology. A Doppler radar measures the velocity of individual drops of rain / snow. Precipitation quantity (in mm) and precipitation intensity (in mm/h) can be calculated on the basis of the correlation of drop size and drop velocity. The type of precipitation (rain / snow) is determined on the basis of the different velocity of descent.

This measuring procedure is maintenance-free (no moving parts). For operation in winter the precipitation sensor can if so required be heated.

### Air temperature and atmospheric humidity

Air temperature is measured (in °C) by means of a high-precision NTC resistance sensor; relative atmospheric humidity is measured (in % RH) by means of a capacitive humidity sensor. These sensors are enclosed in a forced-ventilated radiation-protected housing in order to minimize external influences (e.g. solar radiation, etc.). This ensures that in spite of high solar radiation accurate measuring results can still be achieved. The forced ventilation, similarly, improves responsiveness in the event of condensation.

### Atmospheric pressure

Absolute atmospheric pressure is measured (in hPa) by means of an integrated sensor.

### Measured values

The sensors in the meteorological transducer measure the current measured values continuously and at their internal sampling rate. In the ALMEMO® D7 plug the minimum / maximum / average values and quantities are calculated (at the output cycle of the ALMEMO® V7 device); this is for the purpose of various measurable variables.

## Technical data

<b>Wind velocity</b>		Measuring range	300 to 1200 hPa
Measuring method	Ultrasonic	Resolution	0.1 hPa
Measuring range	0 to 75 m/s	Accuracy sensor	±0.5 hPa (0 to +40 °C)
Resolution	0.1 m/s	Sampling rate	1 minute
Accuracy	0 to 35 m/s: ±0.3 m/s RMS or ±3 % RMS >35 m/s: ±5 % RMS	ALMEMO® D7 quantities	Current momentary value
Response threshold	0.3 m/s	<b>Operating conditions</b>	
Sampling rate	10 seconds	Temperature	-50 to +60 °C (with heating)
ALMEMO® D7 quantities	Average value, minimum value, maximum value (at output cycle)	Relative humidity	0 to 100 % RH
<b>Wind direction</b>		<b>Dimensions</b> (including fixture)	
Measuring method	Ultrasonic	Height	343 mm
Measuring range	0 to 359.9 °	Diameter	150 mm
Resolution	0.1 degrees	Weight	approx. 1.5 kg (including fixture, excluding connection cables)
Accuracy	<3 ° (>1 m/s)	<b>Housing</b>	
Response threshold	0.3 m/s	Plastic Protective class IP66	
Sampling rate	10 seconds	Fixture	Mast fixture, stainless steel, for Ø 60 to 76 mm
ALMEMO® D7 quantities	Average value, minimum value, maximum value, average value as text (at output cycle)	Sensor connector	Built-in plug
<b>Precipitation, rainfall</b>		Sensor connection cable	fitted in connection box Length (see variants, accessories)
Measuring method	Radar sensor	<b>Connection box</b>	
Measuring range	Drop size 0.3 to 5.0 mm	Clamp fitting the sensor connection cable and the ALMEMO® connection cable	
Resolution	Precipitation, liquid 0.01 mm	Plug fitting the mains unit cable for the heating system supply	
Precipitation types	rain, snow	Dimensions 80 x 82 x 55 mm	
Reproducibility	typical >90 %	3 cable glands	
Response threshold	0.002 mm	<b>Heating</b>	
Sampling rate	On reaching the response threshold, event-dependent	Supply voltage	24 VDC
Rainfall intensity	0 to 200 mm/h; Sampling rate 1 minute	Current consumption	1.7 A (40 W)
ALMEMO® D7 quantities	Rainfall quantity or snow quantity (at the output cycle) Rainfall intensity or snow intensity, current momentary value	via external mains unit ZB1024NA2 (in delivery), 100 to 240 V AC / 24 V DC, with hollow connector, fitted in the connection box	
<b>Air temperature</b>		ALMEMO® connection cable fitted in connection box Length = 2 meters	
Measuring method	NTC	<b>ALMEMO® D7 plug</b>	
Measuring range	-50 to +60 °C	Refresh rate 2 seconds for all current momentary values	
Resolution	0.1 K (-20 to +50 °C), otherwise 0.2 K	Average value, maximum value, minimum value and quantities	
Accuracy sensor	±0.2 K (-20 to +50 °C), otherwise ±0.5 K (>-30 °C)	- at the output cycle (minimum 2 sec. up to 24 hours) of the ALMEMO® V7 device	
Sampling rate	1 minute	<b>Supply with mains unit 24 V (default):</b>	
ALMEMO® D7 quantities	Current momentary value, average value, minimum value, maximum value (at output cycle)	All functions available.	
<b>Atmospheric humidity</b>		24 V from the mains unit, max. 1.8 A.	
Measuring method	capacitive	12 V from ALMEMO® device, typ. 9 mA.	
Measuring range	0 to 100 % RH	<b>Supply without mains unit 24 V (mobile operation):</b>	
Resolution	0.1 % RH	Fan and heating deactivated.	
Accuracy sensor	±2 % RH	12 V from ALMEMO® device,	
Sampling rate	1 minute	typ. 130 mA with rainfall radar in continuous operation.	
ALMEMO® D7 quantities	Current momentary value	Operating in Energy Saver mode 1:	
<b>Atmospheric pressure</b>		typ. 25 mA, no rain test / no rain,	
Measuring method	MEMS sensor, capacitive	typ. 130 mA for 2 s / Min in the rain test,	
		typ. 130 mA continuously, in the rain	

## Accessories

Sensor connection cable, free ends Length = 20 meters  
 Sensor connection cable, free ends Length = 50 meters  
 Overvoltage arrester (for stationary operation)

## Order no.

**ZB9760AK20**  
**ZB9760AK50**  
**ZB9760USP**

## Variants

Digital meteorological transducer for measuring wind, precipitation, air temperature, atmospheric humidity, atmospheric pressure. Forced-ventilated radiation-protected housing, integrated heating, bracket for mast fitting. Sensor with built-in plug, including sensor connection cable Length = 10 meters fitted in connection box, external mains unit ZB1024NA2, fitted in the connection box, ALMEMO® connection cable fitted in connection box Length = 2 meters with ALMEMO® D7 plug

## Order no.

**FMD760**

DAkKS accredited calibration or factory calibration for digital sensors, see chapter „Calibration certificates“. The DAkKS accredited calibration meets the requirements of DIN EN ISO/IEC 17025 for test equipment.

## Other versions:

**Digital meteorological transmitter FMD7 70****Compact transmitter for professional use****Digital sensors for global radiation and further measured variables such as wind, precipitation, air temperature, humidity, atmospheric pressure.****Technology and function****Global radiation**

The global radiation is measured with the pyranometer mounted in the cap of the transmitter.

For further measured quantities and general functions see FMD7 60.

**Technical data****Global radiation**

Measuring method	thermopile pyranometer
Spectral range	300 ... 1100 nm
Measuring range	0 ... 2000 W/m <sup>2</sup>
Resolution	< 1 W/m <sup>2</sup>
Measuring rate	10 seconds
ALMEMO® D7 range	Actual value

For technical data on the other measured variables and general functions, see FMD7 60

**Features**

Digital meteorological sensor for wind, precipitation, air temperature, humidity, atmospheric pressure and global radiation. Ventilated radiation protection, built-in heater, mounting bracket for mast mounting. Sensor with built-in plug, including sensor connection cable, length = 10 m, mounted in the connection box. Power supply unit 24 V ZB1024NA2, mounted in the connection box, ALMEMO® connection cable, mounted in the connection box, length = 2 m with ALMEMO® D7 connector

**Order no.****FMD770****Digital meteorological transmitter FMD7 20****Compact transmitter for professional use****Digital sensors for wind. Maintenance-free measuring method.****Technology and function****Wind**

Technology for wind measurement and general functions see FMD7 60

**Technical data**

For technical data on wind and general functions see FMD7 60

**Features**

Digital meteorological transmitter for wind. Built-in heater, mounting bracket for mast mounting. Sensor with built-in plug, including sensor connection cable, length = 10 m, mounted in the connection box. Power supply unit 24 V ZB1024NA2, mounted in the connection box, ALMEMO® connection cable, mounted in the connection box, length = 2 m with ALMEMO® D7 connector

**Order no.****FMD720**



Mobile weather station  
Digital meteorological sensor and measuring heads for radiation with ALMEMO® V7 data logger



Professional weather station for mobile use to measure all relevant meteorological parameters. Quick and easy to install, robust design, compatible with various ALMEMO® V7 data loggers.

Applications

- Building automation (heating, ventilation, shading)
- Photovoltaic monitoring
- Industrial emissions tracing
- Disaster control (tracing clouds of poisonous gas, etc.)
- Sporting events, Leisure facilities
- Agricultural trials
- Road weather information systems (RWIS)
- Icy roads warning systems
- Vehicle test circuits

The mobile weather station comprises:

- Digital meteorological sensor including mobile tripod
- Probe head for measuring optical radiation
- ALMEMO® V7 data logger choice of ALMEMO® 202-S / 204 / 710 / 809



FMD7 60



FMD7 70



FMD7 20



Digital meteorological sensors

Digital sensor incl. 10 m sensor connection cable, connection box with power supply and 2 m ALMEMO® connection cable with ALMEMO® D7 plug. Technical data see chapter Meteorology.

Sensor for wind, precipitation, air temperature, Air humidity, air pressure	FMD760
Transducer as FMD760, but additionally for global radiation	FMD770
Transmitter for wind (wind direction and wind speed)	FMD720

<b>Mobile tripod</b> , extendable up to approx. 4.4 meters including set of anchoring fixtures, comprising three karabiners, three guy lines (4 meters long), three ground pegs	ZB9760ST
<b>Carry-bag</b> , space for one tripod including accessories and two probe head holders	ZB9510TT

Probe head for measuring global radiation, illuminance, photosynthesis, and UVA, UVB and UVE radiation

Measuring head with 1.5 m ALMEMO® connection cable. Technical data see chapter meteorology	
<b>Measurement of erythema-active UV radiation (UVE)</b> up to 0.3 W/m², UV index, dose (MED, SED). Digital measuring head with ALMEMO® D7 connector.	FLD733UVE
Probe head with cable, 1.5 meters long	
<b>Measuring of global radiation</b> up to 1200 W/m²,	FLA633GS
<b>Measuring of illuminance</b> up to 170 kLux,	FLA633VLM
<b>Measuring of photosynthetically active radiation</b> up to 3000 µmol/m²s,	FLA633PSM
<b>Measuring of UVA radiation</b> up to 3 mW/cm²,	FLA633UVA
<b>Measuring of UVB radiation</b> up to 50 µW/cm²,	FLA633UVB
Option of probe head with longer cable Total length = 5 meters	OA9613K05
<b>Probe head holder</b> to tripod Length = approx. 0.5 meters, for one radiation probe head FLA633-GS / -VLM / -PSM / -UVA / -UVB	ZB9510MH
<b>Advisory note</b> To connect these radiation probe heads to data logger ALMEMO® 202-S a digital ALMEMO® D7 measuring connector is required. This variant is offered on request.	





### Weather-proof housing for ALMEMO® 202-S / 204 / 710 / 809 devices and meteorological sensor FMD7 60 / FMD7 70 / FMD7 20

#### Technical data and functions

The sensor connection cable, mains unit ZB 1024 NA2 (for heating, ventilation, and sensor supply), the junction box, and the sensor's ALMEMO® connection cable are all permanently fitted in the weather-proof housing. (Sensor FMD7 60 / FMD7 70 / FMD7 20 should be ordered separately.)

The ALMEMO® measuring instrument is integrated in the DIN rail mounting. The mains unit for the device supply (mains plug assembly) is plugged into the integrated socket. (The measuring instrument should be ordered separately.)

The device receives its continuous 110 / 230 V supply via the mains connection cable. Length = 2 meters (Connection is on the rear of the housing.)

When using devices ALMEMO® 202-S / 204 / 710, any short-term failures to the supply voltage are bridged; in the case of ALMEMO® 202-S / 204, this is by means of batteries and in the case of ALMEMO® 710, by means of the integrated rechargeable battery.

The ALMEMO® device cannot be operated in sleep mode.

#### Further variants on request:

For information on protective housing ZB9015AGU for various ALMEMO® measuring instruments performing general applications without meteorological sensor FMD7 xx.



### Weather-proof housing AG2 for ALMEMO® 202-S / 204 and meteorological sensor

#### Weather-proof housing for ALMEMO® 202-S / 204

lockable transparent door, mast fixture  
integrated rail for fastening ALMEMO® 202-S / 204 device  
including mains unit ZA 1312 NA12 for supplying the device  
permanently fitted sensor connection cable for sensor FMD7 xx  
integrated mains unit for supplying sensor heating and sensor ventilation  
Option of weather-proof housing for sensor FMD7 60 / FMD7 70 / FMD7 20  
**OM9760AG2**

### Data logger ALMEMO® 202-S / 204 with accessories

#### ALMEMO® 202-S professional measuring instrument

2 measuring inputs, internal measured value memory, graphics display, keypad controls, batteries **MA202S**

#### ALMEMO® 204 professional measuring instrument

4 measuring inputs, internal data logger, graphics display, keypad controls, batteries **MA204**

**DIN rail holder for the measuring instrument** **ZB2490HS**

**Memory connector with micro SD** **ZA1904SD**

**USB data cable** **ZA1919DKU**



**Weather-proof housing AG7 for ALMEMO® 710 and meteorological sensor**

**Weather-proof housing for ALMEMO® 710**  
lockable transparent door, mast fixture  
integrated rail for fastening ALMEMO® 710WG device  
including mains unit ZA 1312 NA9 for supplying the device  
permanently fitted sensor connection cable for sensor FMD7 xx  
integrated mains unit for supplying sensor heating and sensor ventilation  
Option of weather-proof housing for sensor FMD7 60 / FMD7 70 / FMD7 20  
**OM9760AG7**

**Data logger ALMEMO® 710 with accessories**

**ALMEMO® 710WG precision measuring instrument in wall-mounted housing**  
10 measuring inputs, display and operation via touch screen  
internal measured value memory, integrated rechargeable battery  
including mains unit (100 to 240 VAC / 12 VDC) and USB data cable  
**MA710WG**  
  
Option of external memory  
**Memory connector with micro SD**  
**ZA1904SD**




**Weather-proof housing AG8 for ALMEMO® 809 and meteorological sensor**

**Weather-proof housing for ALMEMO® 809**  
lockable transparent door, mast fixture  
integrated rail for fastening ALMEMO® 809 device  
including mains unit ZB 1212 NA12 for supplying the device  
permanently fitted sensor connection cable for sensor FMD7 xx  
integrated mains unit for supplying sensor heating and sensor ventilation  
Option of weather-proof housing for sensor FMD7 60 / FMD7 70 / FMD7 20  
**OM9760AG8**

**Data logger ALMEMO® 809 with accessories**

**ALMEMO® 809 precision measuring instrument**  
9 measuring inputs  
operation via ALMEMO® Connect software  
internal measured value memory  
including mains unit (100 to 240 VAC / 12 VDC)  
**DIN rail holder for the measuring instrument**  
**USB data cable**  
**MA809**  
**OA2290HS**  
**ZA1919DKU**  
  
Option of external memory  
**Memory connector with micro SD**  
**ZA1904SD**

Wind Direction Sensor FVA 614



- Wind direction sensor for measuring the horizontal wind direction.
- Wind vane made from robust plastic, electronics in weather-resistant aluminum housing, rotating mechanism on friction bearings.
- A special labyrinth reliably protects without friction and guards against water penetrating into the housing.
- Electronically controlled heating for operation in winter conditions to prevent bearings and external rotating parts from freezing.

! A calculation channel is required in the WinControl measuring software to calculate the mean value of the wind direction (averaging is not possible in the ALMEMO® measuring device).

Technical Data

Measuring range:	0 to 360 °
Accuracy:	±5 °
Resolution:	11.25 ° (5 bit Gray code)
Measuring principle:	optoelectronically (slotted disk)
Sensor power supply:	9–30 V DC through ALMEMO® device
Heating:	24 V AC/DC max. 20 W
Operative range:	-30 to +70 °C, with heating
Cable:	12 m long, LiYCY 6 x 0.25 mm²

Connection:	Adapter cable with ALMEMO® connector including supply cable for heating (length 1.5 m, free ends) A mains supply unit must be provided by the user on site.
Installation:	e.g. pole tube with holding thread PG21 / drilling 29 mm Ø
Weight:	1100 g

Type

Wind vane including ALMEMO® connector (0–2 V) with 12 m cable

Order no.  
FVA614

Accessories for wind direction and wind velocity sensors

Cross-arm for separate wind direction and wind velocity sensors inclusive assembly utilities for mast Ø 48 to 102 mm

Lightning protection rod

Order no.  
ZB9015TC  
ZB9015BS

Wind Direction Sensor FVA614

Wind Velocity Sensor FVA615-2

Lightning Protection Rod 480mm

Cross Arm 840mm

SW 36

SW 36

## Wind Velocity Sensor FVA 615 2



- Wind velocity sensor for measuring the horizontal wind velocity.
- Cup-type made from robust plastic, electronics in weather-resistant aluminum housing, rotating mechanism on friction bearings.
- A special labyrinth reliably protects without friction and guards against water penetrating into the housing.
- Electronically controlled heating for operation in winter conditions to prevent bearings and external rotating parts from freezing.

### Technical Data

Measuring range:	0.5 to 50 m/s
Accuracy:	±0.5 m/s ±3 % of meas. value
Resolution:	0.1 m/s
Measuring principle:	optoelectronically (slotted disk)
Sensor power supply:	9–30 V DC through ALMEMO® device
Heating:	24 V AC/DC max. 20 W
Operative range:	-30 to +70 °C, with heating
Cable:	12 m long, LiYCY 6 x 0.25 mm²

Connection:	Adapter cable with ALMEMO® connector including supply cable for heating (length 1.5 m, free ends) A mains supply unit must be provided by the user on site.
Installation:	e.g. pole tube with holding thread PG21 / drilling 29 mm Ø
Weight:	750 g

<b>Type</b>	<b>Order no.</b>
Cup-type anemometer including ALMEMO® connector (0–2 V) with 12 m cable	FVA6152

## Global Radiation Probe Head FLA 633 GS



- Measuring head in anodized aluminium housing with a plastic dome that is transparent to UV light.
- Rain and splash-proof system, additionally with desiccant to prevent dome from inside condensation.
- Particularly suitable for outdoor measurements, e.g. in medical and biological research, weather information and forecast systems, climatology, agriculture and for general public information.

### Technical Data

Measuring range:	0.4 to approx. 1200 W/m <sup>2</sup>	Cos correction:	error f2 < 3 %
Spectral sensitivity:	400 nm to 1100 nm	Linearity:	< 1 %
Maximum spectral sensitivity:	780 nm	Absolute error:	< 10 %
Signal output:	0 V to 2 V	Residual voltage: (E = 0)	< 10 mV
Power supply:	+5 V to +15 V	Nominal temperature:	22 °C ± 2 °C
Mounting:	2 screws M4, in base plate Bolt circle Ø 50 mm	Operating temperature:	-20 °C to +60 °C
Cable passage:	downwards	Dimensions:	Dome diameter: 40 mm Housing diameter 80 mm Height 53 mm +10 mm (conical ring) +20 mm (dome)
Housing:	anodized aluminium	Weight:	approx. 300 g
Diffusor:	PTFE		
Dome:	PMMA		

### Option

Longer cable Total length = 5 meters

### Order no.

OA9613K05

### Type (including test protocol)

Weather-proof measuring head for measuring the global radiation, incl. ALMEMO® connector with 1.5 m cable

Factory calibration KL90xx radiation for sensor, see chapter „Calibration certificates“

### Order no.

FLA633GS

## Illuminance measuring head FLA 633 VLM



- Measuring head in anodized aluminum housing, with UV-transparent plastic dome.
- Rain-proof, splash-protected system, with desiccant to prevent condensation forming on the inside of the dome.
- Especially suitable for measuring operations outdoors, e.g. in medical, biological, and climate research, in weather information forecast systems, in agriculture, and for the purposes of general information for the public.
- The spectral sensitivity of the receiver corresponds approximately to that of the human eye.

### Technical Data

Measuring range:	0.05 to 170 klux (approx. 250 W/m <sup>2</sup> )	Cos correction:	error f2 < 3 %
Spectral sensitivity:	360 to 760 nm	Linearity:	< 1 %
Max. spectral sensitivity:	550 nm	Absolute error:	< 10 %
Signal output:	0 to 2 V	Residual voltage: (E = 0)	< 10 mV
Power supply:	+5 to +15 V	Nominal temperature:	22 ± 2 °C
Mounting:	2 screws M4, in base plate Bolt circle Ø 50 mm	Operating temperature:	-20 to +60 °C
Cable passage:	downwards	Dimensions:	Dome diameter: 40 mm Housing diameter 80 mm Height 53 mm +10 mm (conical ring) +20 mm (dome)
Housing:	anodized aluminum	Weight:	approx. 300 g
Diffusor:	PTFE		
Dome:	PMMA		

### Type (including test protocol)

Weather-resistant measuring head for measuring the illuminance including cable, 1.5 m, and ALMEMO® connector

Factory calibration KL90xx radiation for sensor, see chapter „Calibration certificates“

### Order no.

FLA633VLM

## UVA Radiation Probe Head FLA 633 UVA



- Measuring head in anodized aluminium housing with a plastic dome that is transparent to UV light.
- Rain and splash-proof system, additionally with desiccant to prevent dome from inside condensation.
- Particularly suitable for outdoor measurements, e.g. in medical and biological research, weather information and forecast systems, climatology, agriculture and for general public information.

### Technical Data

Measuring range:	0.03 to approx. 100 W/m <sup>2</sup>	Cos correction:	error f2 < 3 %
Spectral sensitivity:	310 to 400 nm	Linearity:	< 1 %
Maximum spectral sensitivity:	355 nm	Absolute error:	< 10 %
Signal output:	0 V to 2 V	Residual voltage: (E = 0)	< 10 mV
Power supply:	+5 V to +15 V	Nominal temperature:	22 °C ±2 °C
Mounting:	2 screws M4, in base plate Bolt circle Ø 50 mm	Operating temperature:	–20 °C to +60 °C
Cable passage:	downwards	Dimensions:	Dome diameter: 40 mm Housing diameter 80 mm Height 53 mm +10 mm (conical ring) +20 mm (dome)
Housing:	anodized aluminium	Weight:	approx. 300 g
Diffusor:	PTFE		
Dome:	PMMA (transparent to UV)		

### Type (including test protocol)

Weather-proof measuring head for measuring the UVA radiation including cable, 1.5 m, and ALMEMO® connector

Factory calibration KL90xx radiation for sensor, see chapter „Calibration certificates“

### Order no.

**FLA633UVA**

## UVB Radiation Probe Head FLA 633 UVB



- Measuring head in anodized aluminium housing with a plastic dome that is transparent to UV light.
- Rain and splash-proof system, additionally with desiccant to prevent dome from inside condensation.
- Particularly suitable for outdoor measurements, e.g. in medical and biological research, weather information and forecast systems, climatology, agriculture and for general public information.

### Technical Data

Measuring range:	0.02 to approx. 50 mW/cm <sup>2</sup>	Cos correction:	error f2 < 3 %
Spectral sensitivity:	265 to 315 nm	Linearity:	< 1 %
Maximum spectral sensitivity:	297 nm	Absolute error:	< 10 %
Signal output:	0 V to 2 V	Residual voltage: (E = 0)	< 10 mV
Power supply:	+5 V to +15 V	Nominal temperature:	22 °C ±2 °C
Mounting:	2 screws M4, in base plate Bolt circle Ø 50 mm	Operating temperature:	–20 °C to +60 °C
Cable passage:	downwards	Dimensions:	Dome diameter: 40 mm Housing diameter 80 mm Height 53 mm +10 mm (conical ring) +20 mm (dome)
Housing:	anodized aluminium	Weight:	approx. 300 g
Diffusor:	PTFE		
Dome:	PMMA (transparent to UV)		

### Type (including test protocol)

Weather-proof measuring head for measuring the UVB radiation including cable, 1.5 m, and ALMEMO® connector

Factory calibration KL90xx radiation for sensor, see chapter „Calibration certificates“

### Order no.

**FLA633UVB**



## Digital measuring head for erythema effective UV radiation (UVE) FLD7 33-UVE with ALMEMO® D7-connector. Weatherproof housing for outdoor use

Monitoring of UVE-radiation hazardous for human skin.

Stationary measurements in meteorological applications. Supplement to the weather station FMD7 60.

For connection to current measuring instruments ALMEMO® V7, ALMEMO® 202-S, 204, 104, 710, 510, 809



ALMEMO® UVE-measuring head in a weatherproof housing for outdoor use, FLD7 33-UVE

### Erythema effective UV radiation

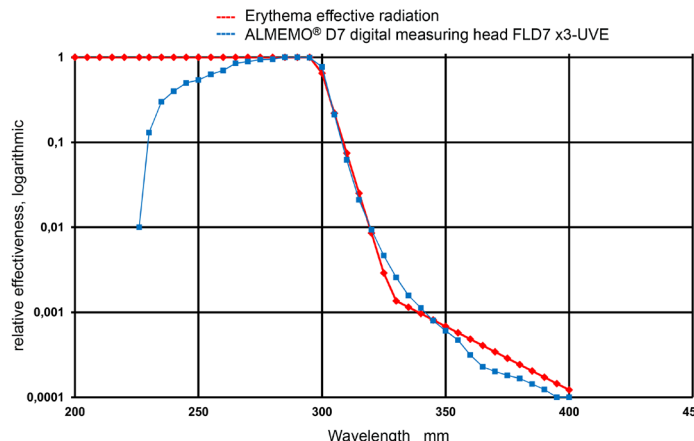
The natural UV radiation of the sun or the UV radiation of artificial sources has different effects to human skin dependant on the wavelength range.

- The long-wave UV radiation (more than 313 nm, UVA) tans the skin and supports the human immune system.
- The short-wave UV radiation (less than 313 nm, UVB/UVE) may cause irreversable damage.

In the recommendation of the CIE (Commission Internationale de l'Eclairage) all spectral effect functions which can have a negative effect on the human skin are summarized. This recommendation is described in the DIN 5050 resp. ISO/CIE 17166 and valuated as a directive.

### UVE-measuring head FLD7 03-UVE

The measuring head records the erythema effective UV radiation. The spectral sensitivity of the measuring head complies with the standards DIN 5050 and ISO/CIE 17166 and the Ordinance on Protection against the Harmful Effects of Artificial Ultraviolet Radiation (UV-Schutz-Verordnung - UVSV, published in the Federal Law Gazette 2011 Part I No. 37). The measurement results provide direct information about medically and biologically relevant correlations in this radiation range. DIN 5050 specifies four different skin types: Skin type I to IV. The UV Protection Ordinance - UVSV extends by two further skin types: skin type V and VI. The guideline for these six skin types are taken into account in the calculation of the various parameters. The measuring head is used in areas of medical and biological research, for the measurement of UV radiation equipment (for cosmetic purposes, medical treatments or other human applications), in weather information and forecasting systems, in climate research and for general population information. A popular measure of „sunburn



sensitivity“ is the UV index „UVI“, which is determined by the German Weather Service.

The measuring head FLD7 33-UVE has a weatherproof, eloxated aluminium housing. The device dome consists of UV-transparent, ground quartz glass. The measurement is cos-corrected. The measuring head is suitable for continuous operation or control measurements outdoors.

### Digital measuring head with ALMEMO® D7-connector

The measuring head works with its own AD converter. Extension cables and the ALMEMO® measuring instrument/data logger have no influence on the accuracy of the measurement. From the measured irradiance, all relevant measured variables are calculated and output to the ALMEMO® instrument. Different measuring channels can be selected and the measured variables can be displayed:

- UV-index: relative irradiance related to 25 mW/m².
- UVE irradiance (erythema-effective) in mW/m².
- Dose (erythema effective irradiation) in J/m²: sum of irradiance over the irradiation period (energy).
- Relative minimum erythema-effective dose (MED): Dose related to 1 MED (= erythema-effective threshold irradiation) of the set skin type according to DIN 5050 and UVSV. Example: 1 MED for skin type 2 (light-skinned European skin type) = 250 J/m².
- Remaining time of irradiation in minutes until the dose 1 MED of the selected skin type is reached.
- Current, predicted maximum irradiation time in minutes until the dose 1 MED of the selected skin type is reached.
- Relative standard erythema effective dose (SED): Dose related to 1 SED (100 mW/m²) according to ISO 17166.

Technical Data

Measuring range UVE:	0.1 ... 300 mW/m²
Resolution:	0.1 mW/m²
Sensor system:	SiC / interference filter
Spectral sensitivity:	230 ...400 nm
Erythema effective spectral range:	250 ... 298 ... 328 nm
Max. spectral sensitivity:	295 nm
Diffuser:	PTFE
Cos-correction:	error f2 < 3 %
Linearity:	better 1 %
Absolute error:	< 7 %
Nominal temperature:	23 °C ±3 K
Operating temperature:	-30 ... +60 °C
Switch-on time:	< 1 s
Switch-off time:	< 1 s

Dimensions:	
diameter	33 mm
height	ca. 29 mm
Mounting:	2 screws M4, Bolt circle Ø 50 mm
Weight (without cable):	approx. 50 g
ALMEMO® connecting cable:	fixed attached cable, 1.5 m, with ALMEMO® D7-connector
<b>ALMEMO® D7 connector</b>	
Refresh rate:	1 s for all channels
Settling time:	3 s (for data logger operation in sleep mode a sleep delay of 3 s has to be programmed)
Power supply voltage:	from 6 V from ALMEMO® instrument
Power consumption:	approx. 5 mA

Erythema effective radiation	0,3 W/m²	UV- Index	12	UV radiation exposure	extreme
			11		
			10		very high
			9		
	0,2 W/m²		8		
			7		high
			6		
			5		medium
	0,1 W/m²		4		
			3		
			2		low
			1		

Intensity of Irradiation and UV-Index



Version for measurements in dry surroundings  
FLD7 03-UVE  
Data sheet see chapter optical radiation

<b>Versions</b> (incl. works test certificate)	<b>Order no.</b>
Digital measuring head for UVE radiation in a weatherproof housing for outdoor use. Sensor with built-in connector, incl. ALMEMO® connecting cable, 1.5 m, with ALMEMO® D7-connector.	<b>FLD733UVE</b>
Digital measuring head for UVE radiation, for measurements in dry surroundings. Sensor with permanently attached cable, 1.5 m, with ALMEMO® D7-connector Data sheet see chapter optical radiation.	<b>FLD703UVE</b>

Star Pyranometer FLA 628 S



- Star pyranometer, according to Dirmhirn, for measuring the global radiation, the sky radiation and the short-wave radiation.
- The accuracy corresponds to the „First class“ according to WMO and ISO 9060.
- Independent from ambient temperature through differential temperature measurement.
- Cut precision glass cupola for shielding from external environmental effects.
- Levelling by 3 setting screws and an integrated bubble.

Technical Data

Measuring range:	0 to 1500 W/m <sup>2</sup>	Nominal temperature:	22 °C ±2 °C
Resolution:	0.1 W/m <sup>2</sup>	Linearity:	<0.5 % (0.5 to 1330 W/m <sup>2</sup> )
Spectral range:	0.3 to 3 µm	Stability:	<1 % of the meas. range per year
Output:	approx. 15 mV/Wm <sup>-2</sup>	Settling time:	25 s (t <sub>95</sub> )
Impedance:	approx. 35 ohms	Dimensions:	160 mm Ø, 75 mm high, hole circle: 134 mm Ø, holes: 8 mm Ø
Operative range:	−40 to +60 °C	Weight:	1 kg
Accuracy:	cosine effect + azimuth effect + temperature influence		
Cosine effect:	<3 % of measured value (0 to 80 ° inclination)		
Inclination azimuth effect:	< 3 % of meas. val.		
Temperature influence:	< 1 % of meas. val. (−20 to +40 °C)		

**Type (including test protocol)**

Star pyranometer including 3 m cable with ALMEMO® connector and programmed calibration value

Factory calibration KL90xx radiation for sensor (see chapter Calibration certificates)

**Order no.**

**FLA628S**

Other variants are available on request



Probe for measuring global radiation FLA 613 T1B11,  
3-mode sensor: It measures UVA, VIS, IRA radiation.  
Spectral sensitivity from 315 to 1100 nm



Probe for measuring global radiation FLA 613 GS-SDEK,  
This measures the global, direct, and diffused solar radiation  
(integrated shadow bar).  
Spectral sensitivity from 380 to 1100 nm

Digital sensor for temperature, humidity, atmospheric pressure FHAD 46-C4AG in protective all-weather housing with ALMEMO® D6 plug



- All relevant ambient parameters are measured with one sensor.
- Suitable for mounting on a wall or a mast
- Sensor cable up to 100 meters long, clamped in terminal box
- All sensors in 1 multi-sensor module: capacitive digital sensor for humidity and temperature, digital atmospheric pressure sensor. Additional EEPROM data storage medium in the sensor module
- The sensor module is thoroughly adjusted. All sensor characteristic and adjustment data are stored in the data storage medium of the sensor module itself. In the process of readjusting the individual sensors, the adjustment values are directly saved in the data storage medium of the sensor module.
- Replacement sensor modules are inexpensive: The sensor module is pluggable and can be simply exchanged on-site. Full accuracy without any adjustment, especially with calibrated sensors. The ALMEMO® connecting cable and the ALMEMO® measuring instrument have no influence on the calibration.
- The atmospheric pressure is measured directly at the measuring point in the sensor tip. Hence, the atmospheric pressure dependent humidity variables are automatically pressure compensated.
- Humidity calculation on the basis of formulae as per Dr. Sonntag and the enhancement factor as per W. Bögel (correction factor fw(t,p) for real mixed gas systems). This substantially widens the measuring range and improves the accuracy of humidity variable calculations.
- Humidity variables: Absolute humidity in g/m³.
- The humidity variables are calculated from the three primary measuring channels (real measurable variables): temperature, humidity and atmospheric pressure.
- Four measuring channels are rogrammed (ex factory): temperature (°C, T,t), relative humidity (%H, RH, Uw), dew point (°C, DT, td), atmospheric pressure (mbar, AP, p). Alternatively further humidity variables are selectable. Mixture (g/kg, MH, r), absolute humidity (g/m³, AH, dv), vapor pressure (mbar, VP, e), enthalpy (kJ/kg, En, h). The configuration is performed on the ALMEMO® V7 measuring instrument or directly on the PC using the USB adapter cable ZA1919AKUV (Chapter “Network technology”).

On request

Temperature sensor Pt100 in protective all-weather housing FPA930AG

Technical Data

Operative range		-30 to +60 °C, 5 to 98 % RH	Digital atm. pressure sensor (integrated in the multi-sensor module)	
Digital temperature / humidity sensor (including A/D converter)			Measuring range	700 to 1100 mbar
Humidity			Accuracy	±2.5 mbar (at 23 °C ±5 K)
Measuring range	0 to 98 % RH		ALMEMO® connecting cable	
Sensor	CMOSens® technology		PVC, for available lengths see variants with ALMEMO® D6 plug	
Accuracy	±3 % RH in range 10 to 90 % RH		ALMEMO® D6 plug	
(incl. hysteresis)	±5 % RH in range 5 to 98 % RH at nominal temperature		Refresh time	1 second for all four channels
Hysteresis	typical ±1 % RH		Supply voltage	6 to 13 VDC
Nominal temperature	+23 °C ±5 K		Current consumption	12 mA
Sensor operating pressure	Atmospheric pressure		Mechanical design	
Temperature			Sensor tube	Plastic, diameter 12 mm
Sensor	CMOSens® technology		Filter cap	PTFE-Sinterfilter, SK6
Accuracy	typical ±0.2 K at 5 to 60 °C maximum ±0.4 K at 5 to 60 °C maximum ±0.7 K at -20 to +80 °C		All-weather protection	Ø 105 mm, height approx. 110 mm
Reproducibility	typical ±0.1 K		Terminal box	51 x 53 x 36 mm
			Screw-fit cable gland	Splash-protected

Accessories	Order no.
ALMEMO® transmitter 2490-1R02U with double analog output 10 V or 20 mA (For other data, options, accessories, see chapter 01 Measuring instruments)	MA24901R02U

Standard delivery	Order no.
Digital sensor for temperature, humidity, atmospheric pressure in protective all-weather housing with connecting cable and ALMEMO® D6 plug, manufacturer's test certificate, 2 fixtures for mounting on a mast	
Connecting cable	
Length = 5 meters	FHAD46C4AGL05
Length = 10 meters	FHAD46C4AGL10
Length = 20 meters	FHAD46C4AGL20
Length = 40 meters	FHAD46C4AGL40
Length = 100 meters	FHAD46C4AGL100
Replacement multi-sensor module, digital, adjusted, plug-in	FH0D46C

DAkkS accredited calibration or factory calibration KH9xxx, temperature, humidity, and KD92xx, atmospheric pressure, for digital sensor, see chapter „Calibration certificates“.

DAkkS accredited calibration meets all the requirements regarding test resources laid down in DIN EN ISO/IEC 17025.



# Room air conditions

## Comfort Index Measurement



### Operative range

It is possible with this measuring setup to measure all the physical parameters needed for assessing and evaluating thermal comfort simultaneously on three levels. It reliably evaluates the performance of heating and ventilating systems. The data acquired from the series of measuring operations for operative temperature (globe temperature), room temperature, and room air flow and humidity, and the necessary input parameters (e.g. clothing factor, activity level, mechanical output) is used together to calculate the PMV (predicted mean vote) and PPD (predicted percent dissatisfied) values (as per DIN ISO 7730) and the degree of turbulence (as per DIN EN 13779, formerly DIN 1946 Part 2); these values are calculated either online or offline using the AMR WinControl software in conjunction with the add-on module for comfort index measurement.

The software:

The averaging number is preset at 200 measuring points but this is variable and can be modified. The PMV and PPD values and the degree of turbulence can be displayed and documented in y/t or x/y diagrams either each one separately or together with other measurable variables. A software wizard is available to guide the user step-by-step through the various settings. If measuring is started online, the first value is indicated after completion of the first 200 measuring operations (as per DIN ISO 7730). These values continue to be calculated, updated, and displayed, and - optionally - also saved and / or exported (see Chapter 05).

### Technical features

- Thermal comfort and air-conditioning calculations using WinControl software with add-on module for comfort index measurement as per DIN ISO 7730 and DIN EN 13779 (formerly DIN 1946)
- Independent measuring sequence in real-time mode
- Various display and output options Real-time mode, memory access to offline measuring operations
- Graphical presentation of measured data and calculated data in a format with data export options
- Comprehensive, clear, meaningful evaluation.

### Types (sensor set for one level)

Globe thermometer

Digital sensors for humidity, temperature, atmospheric Pressure

Thermo-anemometer, omnidirectional up to 1 m/s

Stand for measuring operations at heights of 0.1 to 1.7 meters, including 1 set of instrument holders for 1 level (traverse including traverse holder and sensor fastening), including carry case

Set of instrument holders for extra levels (as above)

optional for assessing air quality Digital carbon dioxide sensor to 10.000 ppm, with handle

### Device selection

ALMEMO® 2690-8A (new variant) hand-held data logger, 5 inputs, including mains unit and data cable, USB can be used for 1 measuring level

ALMEMO® 710 data logger, 10 inputs, including mains unit, USB data cable can be used for 3 measuring levels

PC link via Ethernet, RS232, or wireless with radio see Chapter 04, ALMEMO® networking technology.

### Software:

WinControl for 20 measuring points / 1 device including additional module for comfort index measurement

### Accessories:

Carry case, universal, spacious, robust, for globe thermometer, humidity sensor, and data logger Exterior dimensions (WxHxD) approx. 51 x 35 x 30 cm

### Order no.

FPA805GTS

FHAD46C41A

FVAD05TOK300

ZB1001PPD1

ZB1001MH1

FYAD00CO2B10

MA26908AKSU

MA710

SW5600WC1

SW5600WCZM1

ZB5600TK3

DAkkS accredited calibration or factory calibration temperature, humidity, air flow, carbon dioxide for sensor, see chapter „Calibration certificates“. DAkkS accredited calibration meets all the requirements regarding test resources laid down in DIN EN ISO/IEC 17025.



**Digital carbon dioxide sensor FYAD 00-CO2M2 / M3, new with filter cap, for assessing the indoor air quality and for checking ventilation in line with requirements.**

**With built-in temperature sensor and air pressure sensor for automatic measured value compensation, with ALMEMO® D6 connector.**



CO<sub>2</sub> sensor  
FYAD 00-CO2M3B05



CO<sub>2</sub> sensor  
FYAD 00-CO2M2B05

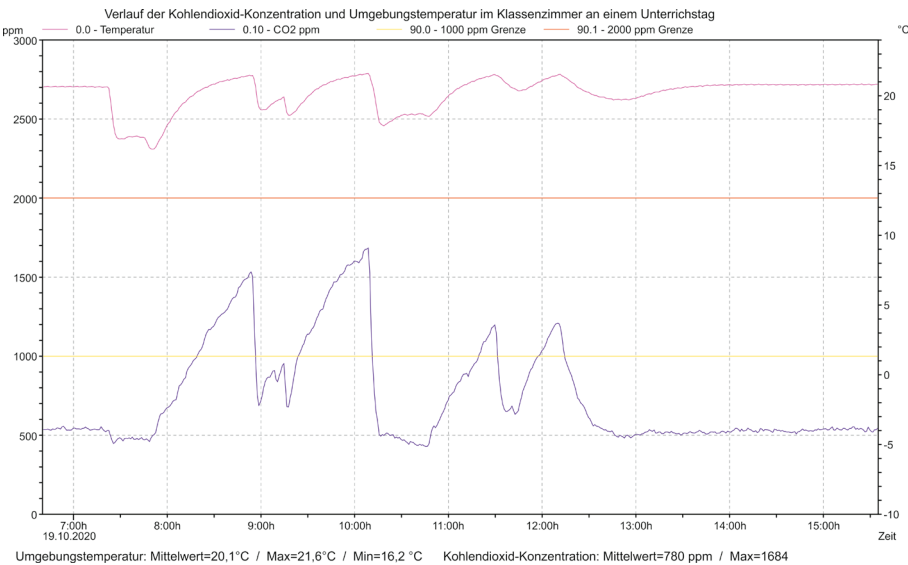
## Technical data and functions

- Assessment of air quality for checking demand-oriented ventilation in recreation and work rooms, including classrooms, lecture halls, day care centers, meeting rooms, event rooms, production halls, health care facilities, public transportation.
- In combination with an ALMEMO® data logger, the measured values are continuously recorded with date, time. Based on the stored data, a differentiated analysis of the air quality during the room usage times is possible.
- Simultaneous measurement of air temperature as a criterion for assessing the quality of stay (comfort) in the rooms.
- Quantitative measurement of CO<sub>2</sub> concentration, measured value in ppm. Differentiated decision for concentrations near the quality levels 1000 ppm and 2000 ppm. On request: calibration of the sensor (traceable) by an accredited calibration laboratory.
- Calibrated reference system for CO<sub>2</sub> concentration for checking CO<sub>2</sub> sensors permanently installed in the building management system (BMS) / room ventilation system (AHU).
- Digital sensor with integrated signal processor. All calibration and sensor data are stored in the sensor.
- Unique auto-calibration procedure (without fresh air supply): aging effects are automatically compensated.
- With filter cap to protect against dust and dirt.
- Automatic compensation of carbon dioxide concentration with built-in digital temperature and barometric pressure sensor.
- Low power consumption. Long-term measurements with ALMEMO® data logger in sleep mode; only for current instrument types with sleep delay.
- 3 primary measurement channels (real measured variables): carbon dioxide concentration, air temperature, air pressure.

Technical Data

Sensor:	2-beam infrared sensing element. Non-dispersive infrared technology (NDIR).
Measuring range:	0...5 000 ppm. Automatic compensation of pressure and temperature dependence of CO <sub>2</sub> measurement with the built-in sensors.
Accuracy:	±(50 ppm +3 % of measured value)
Nominal conditions:	25 °C, 1013 mbar
Switch-on time (initialization):	15 s
Response time t63:	140 s
Measuring interval:	fixed 15 s as exponential moving average over 60 s (= 4 instantaneous values 15 s).
Range of application:	FYAD 00-CO2M3B05: -40 ... 60 °C FYAD 00-CO2M2B05: -10 ... 60 °C 0...95 % r.h. (non-condensing), 700 ... 1100 mbar
Filter cap:	PTFE, diameter approx. 25 mm, length approx. 70 mm
Sensor tube:	FYAD 00-CO2M3B05: stainless steel, diameter 12 mm, length approx. 130 mm,
Sensor supply:	via ALMEMO® D6 connector

Connection:	FYAD 00-CO2M3B05: permanently connected cable 2 m with ALMEMO® plug FYAD 00-CO2M2B05: sensor mounted directly on ALMEMO® connector
Digital air pressure sensor (built-in)	Measuring range: 700 ... 1100 mbar Accuracy: typ. ± 2 mbar (at 25 °C)
Digital air temperature sensor (built-in)	Measuring range: -40 ... +60 °C Accuracy: typ. ± 0.5 °C (at 25 °C)
ALMEMO® D6 connector:	Measuring channels: Carbon dioxide concentration, air temperature, air pressure Refresh rate: 15 sec. for all 3 channels
Supply voltage:	6 ... 13 V DC
Current consumption:	approx. 4 mA (avg), approx. 70 mA (max)



Measured Value Recordings of CO<sub>2</sub> Concentration and Room Temperature (Example)

ALMEMO® measuring system (example):  
CO<sub>2</sub> sensor  
with data logger ALMEMO® 202-S/204

<b>Versions</b> (incl. works test certificate)	<b>Order no.</b>
Digital carbon dioxide sensor, measuring range 5 000 ppm, digital air temperature sensor and air pressure sensor built-in, new with filter cap With handle, permanently connected cable with ALMEMO® D6 connector.	<b>FYAD00CO2M3B05</b>
Sensor, directly mounted on ALMEMO® D6 connector	<b>FYAD00CO2M2B05</b>

ÖKD calibration KY96xx, carbon dioxide concentration, for digital probe, see chapter „Calibration certificates“.  
The ÖKD calibration fulfills the requirements of DIN EN ISO/IEC 17025 for test equipment.

WBGT Measurement



**Application Range**  
The wet bulb globe temperature (WBGT) is the decisive parameter for evaluating the work stress at heat-exposed working places and the operation and cool-off times involved. Temperature, radiation and relative humidity are determined by measuring the dry temperature, the natural humid temperature of a psychrometer and the globe temperature of a globe thermometer. These are all combined as WBGT.

**Note:**  
For WBGT measurements the use of a psychrometer with a disengageable ventilator is compulsory

Technical Data

Accuracy:	Class B	Diameter:	approx. 150 mm
Sensor:	Pt100 4-conductor, arranged in the center	Operating temperature:	–50 to 200 °C
Globe thermometer:	matt black copper globe with suspension	Cable length:	3 m

<b>Types</b>	<b>Order no.</b>
Globe thermometer (Pt100 4L)	FPA805GTS
Psychrometer with disengageable ventilator	FNA846WB

DAkkS accredited calibration or factory calibration KT90xx temperature for sensor or measuring chain (sensor + device), see chapter „Calibration certificates“. DAkkS accredited calibration meets all the requirements regarding test resources laid down in DIN EN ISO/IEC 17025.

NTC-sensor FNA 305



For Indoor air measurements

Accuracy: NTC, see chapter temperature  
Measuring tip: Operative range -10 to +60 °C (non-condensing)  
Protective tube in stainless steel  
Diameter = 3.0 mm, length = 50 mm  
mounted directly on ALMEMO® connector  
8 s  
 $T_{90}$   
L = 50 mm      **Order no. FNA305**  
(No variants available)

# Sound Level

## Sound Level Meter MA 86193 with ALMEMO® cable for measured value recording

11/2025 • We reserve the right to make technical changes.



- Digital Sound level meter
- Measuring level range: 35 to 130 dB
- Frequency weighting A or C
- Output maximum measured level
- Analog output for connection to all ALMEMO® measurement devices for recording

### Technical Data

Standard applied:	IEC61672-1: 2013 Class 2, ANSI S1.4: 1983 Type 2	(1000 Hz sine wave, 94 dB)
Microphone:	Electret condenser microphone 12 mm	Output: AC: 0.65 Vrms at FS (full scale) (output impedance approx. 600 Ω) DC: 10 mV/ dB (output impedance approx. 100 Ω)
Frequency range:	31.5 Hz ... 8 KHz	Connection: 3.5 mm Jack and plug with 2 m ALMEMO® cable
Measuring range:	low: 35 ... 100 dB high: 65 ... 130 dB	Power supply: one 9 V battery
Dynamic range:	65 dB	Power life: approx. 50 hrs (alkaline cell)
Frequency weighting:	A or C	Operating temperature: 0 to 40 °C
Time weighting:	fast (125 ms) slow (1 s)	Operating humidity: < 80 % r.H., non-condensing
Accuracy:	± 2.0 dB (under reference conditions, 1000 Hz 94 dB)	Sea level: up to 2000 m
Digital display:	LCD, 4 digits, resolution 0.1 dB	Storage: -10 to 60 °C, < 70 % r.H., non-condensing
Display period:	0.5 sec.	Dimensions: 240 (L) x 68 (W) x 25 (H) mm
Display functions:	Max Hold function alarm function „OVER“ (when input is out of range)	Mounting: Threaded for tripod mounting (not included)
Calibration:	electrical calibration with internal oscillator >	Weight: 210 g (including battery)

### Types

Sound Level Meter inclusive 9 V battery and 2 m ALMEMO® cable, windscreen, screwdriver, carrying case, instruction manual

### Order no.

MA86193

# 13 Building physics, Moisture in materials

## ALMEMO® Measuring system for Measuring thermal transmittance (U) and heat flow

The thermal transmittance coefficient (U value) is an important rating in civil engineering and the construction industry where it is used to define a building's transmission heat loss through its various structural elements. It is now possible, with the ALMEMO® measuring system, to measure and record all the physical parameters for the component parts of existing buildings (e.g. walls, etc.) in order to calculate their U value and other relevant thermal energy coefficients.

### Measuring principle:

The measuring principle involved in quantifying heat loss at partition elements, e.g. walls, heating systems, etc., is based on the method which uses a heat flow plate (sensor) fitted on the surface of the structural element and thus incorporated directly in the heat flow. Using the known thermal characteristics of the heat flow plate and the thermo-electrically measured

temperature gradient inside the heat flow plate the ALMEMO® measuring system can thus measure the heat flow density  $q$  in  $W/m^2$ .

The ALMEMO® measuring system can also be used to measure the surface temperatures on either side the structural element and the respective air temperatures immediately inside and outside; based on these results it is then possible to calculate all the relevant thermal coefficients.

The temperatures and heat flow density data on which these calculations are based are acquired cyclically as average values. Any influence that the structure's own thermal capacity may have on these calculations (e.g. time shifts between temperature and heat flow, affecting calculation of the U value) will, given a sufficiently long measuring period, become negligible and the calculated average value will certainly be very close

to the structure's actual U value.

### Operative range:

To ensure a stable and meaningful U value calculation it is possible to stipulate that measuring operations only be performed subject to certain specified conditions.

- The temperature difference between interior and exterior ambient air must be sufficiently large (typically 20 K, e.g. inside temperature 20 °C and outside temperature 0 °C).
- Any fluctuations in these temperatures (e.g. day / night) must throughout the measuring period be as small as possible.
- The measured values must be acquired and recorded on-site over a sufficiently long period (e.g. one whole day or even several days) and the parameters must be calculated on the basis of average values.

### Ordering information

**ALMEMO® measuring system - with 2 temperature sensors and 1 heat flow plate - for determining the U value - with straightforward calculation in the ALMEMO® measuring instrument:**

V7 data logger ALMEMO® 104, 4 inputs, including mains unit and USB data cable  
 Outside air temperature Thermo-wire sensor, with glass-fiber insulation, 5 meters long  
 Inside air temperature Thermo-wire sensor, with glass-fiber insulation, 1.5 meters long  
 Programming for inside sensor Differential channel and average value  
 Heat flow plate, including installation materials  
 e.g. type 118, approx. 120 x 120 mm, cable 2 meters  
 Programming for Heat flow plate, Average value and U-value channel

### Order no.

MA104KSU  
 FTA3900L05  
 FTA3900  
 OA9000PRUT  
 FQA018C  
 OA9000PRUQ

**ALMEMO® measuring system - with 4 temperature sensors and 1 heat flow plate - for determining the U value - using WinControl software (possible both online and offline):**

V7 data logger ALMEMO® 710, 10 inputs, including mains unit and data cable USB  
 or: V6 data logger ALMEMO® 2690-8A, 5 inputs, including mains unit and data cable USB  
 Outside air temperature Thermo-wire sensor, with glass-fiber insulation, 5 meters long  
 Outside surface temperature Thermo-wire sensor, with glass-fiber insulation, 5 meters long  
 Inside air temperature Thermo-wire sensor, with glass-fiber insulation, 1.5 meters long  
 Inside surface temperature Thermo-wire sensor, with glass-fiber insulation, 1.5 meters long  
 Heat flow plate, including installation materials  
 e.g. type 118, approx. 120 x 120 mm, cable 2 meters  
 WinControl software for 20 measuring points, 1 device  
 Additional module U-value wizard  
 Hardlock USB dongle

MA710  
 MA26908AKSU  
 FTA3900L05  
 FTA3900L05  
 FTA3900  
 FTA3900  
 FQA018C  
 SW5600WC1  
 SW5600WCZM4  
 SW5600HL

### Accessories

Carry case, large

ZB2590TK2

# Heat flow

## Heat Flow Plates FQAx



- For determining the heat flow density.
- Application-oriented designs, consisting of a meander of opposing thermocouples that are embedded in a substrate.
- In case of thick substrates no lateral circulation of the heat flow because of sufficient meander shell zone.
- Software for U value measurement, see chapter Software

! Each heat flow plate has been assigned a calibration value, which corresponds to the heat flow density in  $W/m^2$  when the plate provides an output of 1 mV. The calibration value will be stored as factory-setting in the ALMEMO® connector so that ALMEMO® devices will immediately indicate the current heat flow density in  $W/m^2$ .

### Technical Data:

Type	Dimensions (mm)	Meander Size (mm)	Substrate	Temperature Stability	Calibr. Val. appr. ( $W/m^2 \approx mV$ )	Accuracy of Calibr. Value
117	100 x 30 x 1.5	80 x 20	epoxy resin	-40 ... 80 °C	< 50	5 % at 23 °C
118	120 x 120 x 1.5	90 x 90	epoxy resin	-40 ... 80 °C	< 15	5 % at 23 °C
119	250 x 250 x 1.5	180 x 180	epoxy resin	-40 ... 80 °C	< 8	5 % at 23 °C
120	33 Ø x 1.5	20 Ø	epoxy resin	-40 ... 80 °C	< 150	6 % at 23 °C
117SI	100 x 30 x 3	80 x 20	silicone	-40 ... 80 °C	< 50	5 % at 23 °C
118SI	120 x 120 x 3	90 x 90	silicone	-40 ... 80 °C	< 15	5 % at 23 °C
119SI	250 x 250 x 4	180 x 180	silicone	-40 ... 80 °C	< 8	5 % at 23 °C

### Accessories

Adhesive tape for room temperature  
Self-adhesive film 24 x 100 cm for room temperature

### Order no.

ZQ9017KB  
ZQ9017KF


### Types incl. connecting cable, 2 m, with ALMEMO® connector and manufacturer's test certificate

### Order no.

Model	Application	Order no.
117	for even surfaces, e.g. casement sections	FQA017C
118	for universal applications, e.g. solar-electric systems and insulating plates	FQA018C
119	especially for constructional industry, brickwork insulating plates, old buildings	FQA019C
120	small heat flow plate, e.g. for medicine, veterinary medicine, small components etc.	FQA020C
117 SI	flexible heat flow plate, suitable for even surfaces, e.g. casement sections	FQA017CSI
118 SI	flexible heat flow plate, suitable for even surfaces, e.g. solar-electric systems and insulating plates	FQA018CSI
119 SI	flexible heat flow plate, suitable for even surfaces	FQA019CSI



Digital heat flow plate FQADx, with integrated temperature sensor for automatically correcting the heat flow plate's temperature coefficient, with ALMEMO® D6 plug



- This automatically corrects the heat flow plate's temperature coefficient using a miniature NTC sensor integrated in the heat flow plate for the purpose of measuring the plate's mean temperature.
- It measures heat flows and temperatures using an A/D converter incorporated in the ALMEMO® D6 plug.
- Two measuring channels are programmed (at our factory).
- Plate's mean temperature (°C, t) Heat flow, temperature-compensated (W/m², fq)



model 117, 118, 119

Technical Data

<b>Heat flow sensor</b> (see table on previous page)		<b>A/D converter incorporated in ALMEMO® D6 plug</b>	
Accuracy of calibration value at nominal temperature	5 %	<u>Input 1</u>	NTC sensor (clamp connector in plug)
Nominal temperature	23 °C	Resolution	0.01 K
Temperature coefficient	-0.12 % / K (epoxide plate) or -0.17 % / K (silicone plates)	Linearization	computing method according to Galway Steinhart (no approximations)
<b>Temperature sensor</b>		Accuracy	±0.05 K
Sensor element	Miniature NTC type N	Nominal temperature	23 °C ±2 K
Accuracy	±0.5 K at 0 to +80 °C	Temperature drift	0.004 %/K (40 ppm)
		<u>Input 2</u>	Voltage mV (clamp connector in plug)
		Measuring range	0 to 26 mV, 0 to 260 mV
		Precision class	AA, see chapter ALMEMO® Measuring instruments
		Refresh rate	0.4 seconds for both channels
		Supply voltage	6 to 13 VDC
		Current consumption	4 mA

<b>Accessories</b>	<b>Order no.</b>
see previous page	
General features and accessories, ALMEMO® D6 sensors see chapter ALMEMO® Measuring instruments	

<b>Variants including manufacturer's test certificate</b>	<b>Order no.</b>
Heat flow plate with integrated temperature sensor cable permanently fitted, PVC, length 2 meters with ALMEMO® D6 plug.	
Type 117 Substrate Epoxy resin, Dimensions 100 x 30 x 1.5 mm	FQAD17T
Type 118 Substrate Epoxy resin, Dimensions 120 x 120 x 1.5 mm	FQAD18T
Type 119 Substrate Epoxy resin, Dimensions 250 x 250 x 1.5 mm	FQAD19T
Type 117 SI Substrate Silicone, Dimensions 100 x 30 x 3 mm	FQAD17TSI
Type 118 SI Substrate Silicone, Dimensions 120 x 120 x 3 mm	FQAD18TSI
Type 119 SI Substrate Silicone, Dimensions 250 x 250 x 4 mm	FQAD19TSI

Heat flow plates FQA005HF and FQA006HF for special applications

- Thin, flexible heat flow sensor
  - For low and high operating temperatures
  - Temperature measurement with integrated temperature sensor
- Robust design and moisture-protected (incl. cable connection), for applications in harsh environments, even outdoors
  - Suitable for many applications thanks to various sizes

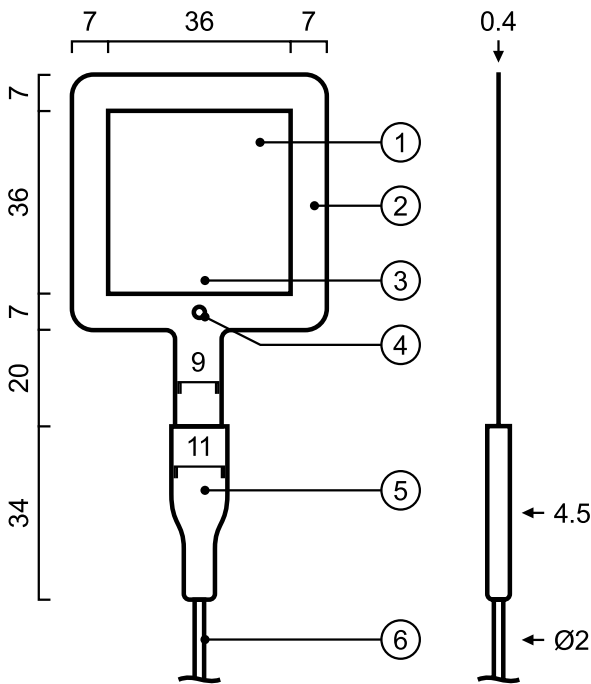
Common technical data for the FQA005HF and FQA006HF series

<b>Heat flow sensor:</b>		ALMEMO® connector (analog):	
Accuracy of the calibration value:	± 5 % to ± 10 000 W/m²	Channel 1:	Connector cold junction compensation (NTC), °C dimension, resolution 0.01 K
Nominal temperature:	20 °C	Channel 2:	Temperature of the sensor (thermocouple type T), dimension °C, resolution 0.1 K
Temperature dependence:	< 0.2 %/K	Channel 3:	Heat flow (voltage), dimension W/m², resolution 1 W/m²
<b>Temperature sensor:</b>			
Accuracy of the temperature sensor:	Thermocouple type T ± 1.0 K or 0.0075 ×   T  , the higher value applies		
Protection class:	IP67 (not suitable for long-term use under water or in a condensing environment)		
Standard cable length:	2 m		

Heat flow plate FQA005HF1 up to 120 °C



Dimensions (in mm)



- Typical areas of application:
- Building physics (insulation, energy balance issues)
  - Use on pipes
  - Validation of CFD simulation (numerical flow mechanics)

Technical data FQA005HF1

Measuring range:	Temperature	-70 ... +120 °C
	Heat flow	± 10 000 W/m²
Sensitivity:	See Variants	
Thickness:	0.4 mm	
Bending radius:	≥ 7.5 mm	
Dimensions:	See Variants	
Common technical data see above		

Dimensions for 50 x 50 mm version

- 1) Sensing area with thermal spreaders
- 2) Passive guard
- 3) Type T thermocouple
- 4) Dot indicating frontside
- 5) Potted cable connection block for strain relief
- 6) Cable, standard length 2 m

<b>Variants</b>	<b>Order no.</b>
Heat flow plate up to 120 °C, with integrated temperature sensor, 2 m cable with ALMEMO® connector	
Dimensions: 50 x 50 mm, Sensitivity: 13 µV/(W/m²)	
Other dimensions on request: 10 x 10 mm, 15 x 30 mm, 15 x 85 mm, 85 x 85 mm	<b>FQA005HF1</b>

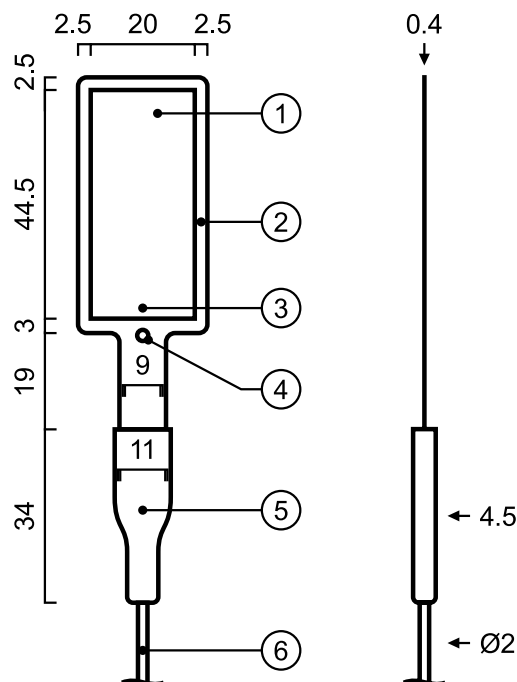
new

# Heat flow

## Heat flow plate FQA006HF1 up to 250 °C



### Dimensions (in mm)



Typical areas of application:

- Processing of plastics and composite materials
- Analysis of electric car batteries
- Analysis of industrial ovens

- 1) Sensing area with thermal spreaders
- 2) Passive guard
- 3) Type T thermocouple
- 4) Dot indicating frontside
- 5) Potted cable connection block for strain relief
- 6) Cable, standard length 2 m

### Technical data FQA006HF1

Measuring range:	Temperature	-70 ... +250 °C	Bending radius:	≥ 7.5 mm
	Heat flow	± 20 000 W/m <sup>2</sup>	Dimensions:	25 x 50 mm
Sensitivity:	5 µV/(W/m <sup>2</sup> )		Common technical data see above	
Thickness:	0.38 mm			

### Variants

Heat flow plate up to 250 °C, with integrated temperature sensor, 2 m cable with ALMEMO® connector

Order no.  
FQA006HF1

## Digital sensors for humidity, temperature, dew point FHAD 46-Cx for measuring the equilibrium moisture content in building materials

### Measuring the equilibrium moisture content

A material's equilibrium moisture content is that level of relative humidity prevailing in the ambient atmosphere at which the material neither gains nor loses moisture. All construction materials may - to a greater or lesser degree - attract water vapor from or emit water vapor to the ambient air. They are hygroscopic; i.e. they attempt to establish an equilibrium in terms of moisture content with respect to the ambient air. The construction material and the ambient air, depending on their

respective temperatures, establish an interactive balance between the adsorption of and the emission of water vapor from / to one another. Each material thus has, depending on temperature and on atmospheric humidity, a certain moisture content level (measured in water as a percentage of overall weight).

In the state of equilibrium the relationship between the water content and the equilibrium humidity of a material can be displayed graphically as a curve, the so

called moisture sorption isotherm. The sorption isotherm for the material in question indicates per atmospheric humidity value the corresponding water content value at a given constant temperature. If the composition or quality of the material changes then its sorption behavior - and thus its sorption isotherm - also changes. Given the great complexity of sorption processes these isotherms cannot be determined by calculation; they have to be recorded experimentally.

### Digital sensors for humidity, temperature, air pressure FHAD 46-C0, uncovered sensor element, with ALMEMO® D6 plug.



FHAD 46-C0

Uncovered sensor element: Smallest design, short response time

### Digital sensor for temperature, atmospheric humidity, and atmospheric pressure FHAD 46-C2 Version in plastic, with slotted sensor cap with ALMEMO® D6 plug



FHAD 46-C2

Sensor element enclosed in slotted sensor cover, compact design, short response time

## Measurement of Moisture in Materials

### Dielectric Measurement of Moisture in Materials

The measurement of the moisture in materials is performed indirectly via the determination of the dielectric constant. This is performed by using a capacity measurement via a high-frequency electrical field,

which penetrates the material without disturbances.

#### Advantage:

- simple and fast measuring technology
- non-destructive contact measurement

- long term use is possible

#### Disadvantage:

- limited accuracy

### Measurement of the Moisture in Materials according to the Principle of Conductivity

The measurement of the moisture in materials is performed indirectly via the determination of the electrical resistance, which depends on the moisture content of the material.

#### Advantage:

- simple and fast measuring technology

#### Disadvantage:

- limited accuracy
- probe insertions

- only for short term control measurements
- measured values depend on various material parameters

DAkkS accredited calibration or factory calibration KH9xxx, temperature, humidity, and KD92xx, atmospheric pressure, for digital sensor, see chapter „Calibration certificates“.

DAkkS accredited calibration meets all the requirements regarding test resources laid down in DIN EN ISO/IEC 17025.

## Moisture Sensor FHA 696 MF



- Moisture sensor for determination of the moisture content in mineral construction materials, wood and cardboard.
- Indirect measurement of the moisture through the determination of the dielectric constant.
- Capacity measurement through a high frequency electromagnetic field, which penetrates the material in a non-destructive way.

### Technical Data

Measuring method:	capacitive	Measuring comb:	stainless spring steel 0.5 mm, 70 x 35 mm
Resolution:	0.1 %	Weight:	260 g
Measuring range (moisture):	0 to 50 % moisture, referenced to mass	Nominal temperature:	15 to 25 °C
Measuring range (material):		Operative range:	0 to +60 °C
mineral construction materials	0 to 20 %, moisture	Storage temperature:	-20 to +80 °C
woods	0 to 50 %, moisture	Signal output:	0 to 2 V
paper and cardboard	0 to 20 % moisture	Power supply:	+8 to +12 V
Housing:	plastic handle with integrated electronics 40 mm Ø, 130 mm long	Current consumption:	approx. 7 mA
Terminal block:	aluminium/plastic 20 x 25 x 70 mm		

### Accessories

	Order no.
Test block for min. construct. materials	ZB9696PE05
Test block for wood, paper, cardboard	ZB9696PE30

### Type

	Order no.
Moisture sensor	FHA696MF

## Wood moisture probe FHA 636 MF Hand-held probe for mobile test measurements



- Moisture sensor for determination of the moisture content in wood.
- Indirect moisture measurement according to the principle of conductivity.
- Determination of the moisture content in the material through the dependence of the electrical resistance on the moisture.

### Technical Data

Measuring method:	principle of conductivity	Reproducibility:	± 1 %
Measuring range:	7 to 30 % moisture, referenced to mass	Nominal temperature:	23 °C ±2 °C
Housing:	plastic handle 40 mm Ø, 130 mm long	Operating temperature:	0 to +60 °C
Measuring tips:	stainless steel, uninsulated 3 mm Ø, 50 mm long	Storage temperature:	-20 to +80 °C
Weight:	260 g	Signal output:	0 to 2 V
		Power supply:	7.5 to +12 V
		Current consumption:	max. 10 mA

### Accessories

	Order no.
PTFE-insulated measuring tip - helps avoid measuring errors in the event of surface moisture, 1 piece (2 pieces are needed per probe)	ZB9636MFST

### Type

	Order no.
Wood moisture probe	FHA636MF

# Moisture in materials

## Moisture content sensor - for wood, for stationary measuring operations FHA696MFS1 Capacitive sensor for applying onto the wood's surface



- Moisture content sensor for comparative measurement of moisture in wood materials
- The capacitive sensor with the measuring electronics is completely integrated in the damp-proof sensor housing. Plug-in ALMEMO® connecting cable
- This device is designed for stationary installation and long-term monitoring e.g. of wooden parts of buildings, roof structures (with laminated beams).
- It is also suitable for data logger operation in energy-saving sleep mode (intermittent mode).
- The sensor housing is quick and easy to install on the wooden surface in question.
- The material's moisture content is measured indirectly by determining its dielectric constant, which is moisture-dependent (but not temperature-dependent).
- Its capacity is measured via a high-frequency electrical field which penetrates the wood without destroying it.
- The ALMEMO® device acquires the material's moisture content based on the linearization curve stored in the ALMEMO® plug.

### Technical Data

Measuring method	capacitive	Storage temperature	-20 to +80 °C
Measuring range	0 to 50 % moisture percentage in wood with respect to total mass (at 23 °C)	Housing	Plastic 51 x 53 x 36 mm (LxWxH)
Resolution	0.1 % moisture content	Signal connection	Built-in plug
Reproducibility	±1 % moisture content	Protection	Housing and plug connection IP64
Nominal temperature	23 °C ±2 K	ALMEMO® connecting cable	Coupling, PVC cable, 5 meters
Suitable conditions	0 to +80 °C Air humidity 0 to 90 % RH (no dew formation, no ice)	Supply voltage	via ALMEMO® plug (5 V)
		Current consumption	approx. 7 mA

### Variants

Moisture content sensor for wood, sensor integrated in the sensor housing, with built-in plug, connecting cable 5 meters with ALMEMO® plug

### Order no.

FHA696MFS1



Moisture content sensor - for wood, for stationary measuring operations **FHA 636-MFS1**  
Conductivity measurement with measuring tips that can be screwed into the wood  
Sensor with integrated temperature sensor for automatic temperature compensation



- Moisture content sensor for comparative measurement of moisture in wood materials
- Two hanger bolts are screwed into the wood surface and connected via measuring lines to the measuring electronics in the damp-proof sensor housing.
- The sensor housing with the integrated temperature sensor is also fixed in position on the wood surface.
- Plug-in ALMEMO® connecting cable
- The material's moisture content is measured indirectly by determining its electrical conductivity, which is moisture-dependent.
- It is also temperature-dependent. However, the displayed moisture value is automatically temperature-compensated by means of an integrated temperature sensor.
- The ALMEMO® device acquires the material's moisture content based on the linearization curve stored in the ALMEMO® plug.

! This device is designed for stationary installation and long-term monitoring e.g. of wooden parts of buildings, roof structures (with laminated beams). Data logger operation in sleep mode (intermittent mode) is required in order to protect the wood from salinization or drying out!

Technical Data

Measuring method	Electrical conductivity	Measuring connection	2 built-in sockets, 4 mm, with transverse hole
Measuring range	5 to 50 % moisture percentage in wood with respect to total mass (at 23 °C)	Measuring lines	2 lines, PTFE-insulated, length = 0.5 meters with circular cable lugs 4 mm
Resolution	0.2 % moisture content	Measuring tips	2 stainless-steel M4 hanger bolts Total length = 60 mm including 4 stainless-steel nuts, 4 stainless-steel lock washers
Reproducibility	±1 % moisture content	Clearance	2.5 cm at right angles to the grain
Nominal temperature	23 °C ±2 K	Signal connection	Built-in plug
Temperature sensor	NTC, integrated in sensor housing	Protection	Housing, including connectors IP63
Temperature compensation	in range 0 to +80 °C	ALMEMO® connecting cable	Coupling, PVC cable, 5 meters
Suitable conditions	0 to +80 °C Air humidity 0 to 90 % RH (no dew formation, no ice)	Supply voltage	via ALMEMO® plug (5 V)
Storage temperature	-20 to +80 °C	Current consumption	approx. 5 mA
Housing	Plastic 51 x 53 x 36 mm (LxWxH)		


11/2025 • We reserve the right to make technical changes.

**Variants**  
Moisture content sensor for wood, with measuring tips, measuring line, sensor housing, connecting cable 5 meters with ALMEMO® plug

**Order no.**  
**FHA636MFS1**

# Moisture in materials

**Moisture content sensor - for wood, for stationary measuring operations FHA 636-MF10**  
**Conductivity measurement with measuring tips that can be screwed into the wood.**  
**Interval operation for long-term measurements.**



- Wood moisture probe for long-term measuring
- Switched measuring current (intermittent mode) prevents salinization or dehydration of the material.
- For long-term monitoring of wooden parts of buildings (e.g. roof structures with laminated beams)

**!** Operation with the device in SLEEP-mode is not possible.

## Technical Data

Measuring method	Principle of conductivity Intermittent mode for long-term measuring Every 120 minutes the measuring current is activated very briefly and a new measured value is acquired; during the pauses the measuring current remains OFF.	Measuring tips	2 stainless-steel hanger bolts M4 Total length = 60 mm including 4 stainless-steel nuts 2 stainless-steel locking washers
Measuring range	5...50 % moisture content wood, mass related (at 23 °C)	Clearance	2.5 cm at right angles to the grain
Housing	Metal case 65 x 60 x 35 mm (LxWxH) with cable bushings	Operating temperature	0 to +60 °C
Measuring cable	Permanently fitted, 2 sensor lines, PTFE insulated Length = 0.5 meters (= maximum possible length) with cable lugs in circular form, diameter 4 mm	Voltage supply	via ALMEMO® connector
		Connecting cable	PVC Length = 5 meters with ALMEMO® connector

### Variants

Moisture content sensor for wood for long-term measurements (interval operation), with measuring tips, measuring line, connecting cable 5 m with ALMEMO® connector

### Order no.

FHA636MF10

Sensor for measuring the moisture in materials FHA 696 GF1  
For determining the moisture content in granulated materials such as wood chips,  
wood pellets, and sawdust



- The sensor operates on the principle of an open plate capacitor. The moisture contained in a material can be measured in terms of that material’s dielectric constants.
- Moisture content can be determined in a matter of seconds - in wood chips or wood pellets, and sawdust, in grain and cereals, and other granulated materials.
- The characteristics of the materials to be measured can be specified on a highly customized basis; a wide variety of granulates, e.g. various cereal types, can thus be measured

Technical Data

Measuring principle	capacitive
Measuring range	0 to 99.9 % water content as a weight percentage H <sub>2</sub> O
Resolution	0.1 %
Measuring radius / penetration depth	approx. 10 cm around the sensor
Temp. range of material	+5 to +40 °C
Operating temp. range	+5 to +40 °C
Storage temp. range	-20 to +70 °C
Signal output	ALMEMO® (voltage)
Power supply	5 V from ALMEMO® measuring instrument
Current consumption	approx. 5 mA

Dimensions	
Sensor head	Ø = 22 mm, length = 200 mm Rounded tip
Extensions	3 pieces, screw-on Ø = 18 mm, length = 280 mm
End piece	Plastic Ø = 22 mm, length = 30 mm
Cable terminal	Mountable male connector on sensor head
Cable	PVC, length = 2 meters with ALMEMO® connector The cable is led through the extension tubes and end pieces.



<b>Variants</b>	<b>Order no.</b>
Sensor for measuring moisture in granulated wood chips and pellets comprising:	
Sensor head, 3 screw-on extensions, end piece, connecting cable 2 meters, with ALMEMO® connector programmed for wood chips (also programmable for wood pellets; if required, please indicate) including carry case	<b>FHA696GF1</b>
Test block for FHA696GF for wood chips and wood pellets	<b>ZB9696PE22</b>

# Moisture in materials

## Water Detection Probe FHA 936 WD



- Water detection probe for instant detection of uncombined water.
- Particularly suitable for construction applications, especially in locations that are difficult to check visually, e.g. at sealing joints, under cement floors etc.
- Indirect moisture measurement according to the principle of conductivity.
- Probe with two collets for easy electrode replacements.
- Electrodes in three different designs for matching any required application.

### Technical Data

Measuring method:	detection of water	Weight:	260 g
Meas. values:	<10 % no water >10 % water	Nominal temperature:	23 °C ±2 °C
Housing:	plastic handle 40 mm Ø, 130 mm long	Operating temperature:	0 to +60 °C
Electrodes:	stainless steel	Storage temperature:	–20 to +80 °C
Electrode types:	uninsulated with rounded tip: 200 mm long, 3 mm Ø uninsulated with sharp-edged tip: 50 mm long, 3 mm Ø spring steel strap: 200 mm long, 6 mm wide, 0.5 mm high	Signal output:	ALMEMO® (approx. 0 to 2 V)
		Power supply:	7.5 to 15 V
		Current consumption:	max. 10 mA

### Type

Water detection probe

### Order no.

FHA936WD

## Tensiometer FDA 602 TM3

- Measurement of soil moisture through the identification of suction pressure. The suction pressure is the force with which water is being held in the soil or is available for absorption. This is the force that must be produced by the plant roots in order for water to be absorbed.
- The porous, clay tip of the tensiometer transfers water from within to the drier outer surroundings by means of capillarity, thereby, creating a sub-pressure within the sealed tensiometer tube. This sub-pressure is a measure of the moisture level and can be determined as a value or used directly to activate an electrical switch. The customary unit of measurement is hPa.
- However, a tensiometer also functions in dry air as long as evaporation can take place over the porous, clay chamber. Therefore, moisture levels can be measured even in coarse-grained or very loose substrate.
- Suction pressure measurements are largely independent of the salt concentration of the substrate or soil.

### Typical Suction Pressure at Peat Substrates

30 – 40 hPa	very moist
50 – 120 hPa	moist
150 – 200 hPa	dried
>200 hPa	dry

### Typical Suction Pressure at Open fields (intermediate grade soil)

< 50 hPa	saturated
100 – 150 hPa	wet to moist
>200 hPa	start drying
200 – 500 hPa	Irrigation

### Moisture tension meter, electronics



## Technical Data

Measurement:	Measurement of soil moisture through the identification of suction pressure.
Measure range:	0 to -1000 hPa relative (negative pressure)
Output:	0.3 to 3.0 V
Power supply:	5 V via ALMEMO® connector
Cable:	Sensor with cable, length = 5 m, with ALMEMO® connector

### Type

Tensiometer electronics  
for screwing onto the tensiometer  
with cable and ALMEMO® connector

### Order no.

FDA602TM3

### Types

### Order no.

#### Insertion Tensiometer L2

ZB9602TML2



Ceramic cell:	Cylindrical, with tip, Ø 20 x 65 mm
Overall length:	approx. 340 mm
Insertion depth:	typical 250 mm

#### Insertion Tensiometer LKV2

ZB9602TMKV2



Ceramic cell:	Cylindrical, with tip, Ø 15 x 40 mm
Overall length:	approx. 160 mm
Insertion depth:	typical 70 mm

#### Surface Tensiometer FO

ZB9602TMFO



Sensor completely porous for measuring in thin layers of substrate.

Dimensions:	65 mm, Ø 70 mm
Sink deep:	approx. 30 - 60 mm

#### Surface Tensiometer FV

ZB9602TMFV



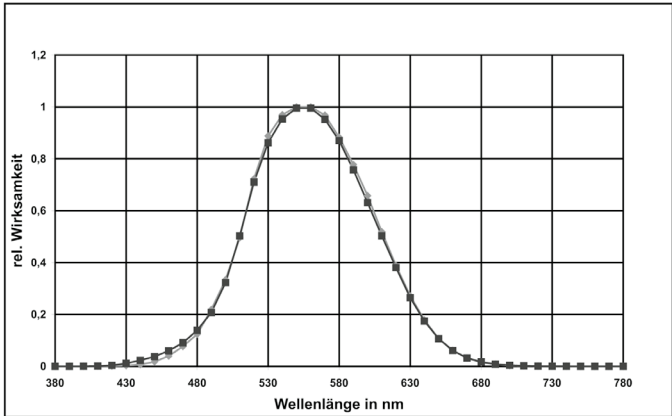
Standard model for use on capillary matting, for moist to moderately moist cultivation or for general measurement on moist surfaces.

Dimensions:	65 mm, Ø 70 mm
-------------	----------------

# 14 Optical radiation

## Digital measuring head for illuminance (V-Lambda) FLAD 03-VL1 with ALMEMO® D6 connector

### ALMEMO® D6



### V-lambda radiation

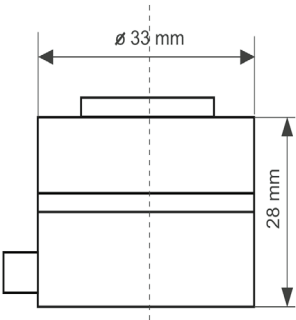
The spectral range of the visible light is referred to as V-lambda radiation and corresponds to the sensitivity of the human eye. The measured value is a measure for the perceived brightness. The wavelength range extends from the end of the UV spectrum at 400 nm to the beginning of the IR range at 720 nm with a maximum at 555 nm. The determined illuminance in “LUX” can directly be converted into the irradiance “W/ m²”. Measurements in this particular range have a great importance for the workplace design and lighting projects.

### V-lambda radiation sensor FLAD 03 VL1

V-lambda sensors are used in the field of medical and/or biological research, for weather information and forecasting systems, for climate research, for agriculture, and for the automobile industry respectively for measuring artificial lighting. The spectral sensitivity of the receiver is extremely well adapted to the sensitivity of the human eye and complies with the device class B as per DIN 5032. The measuring head FLAD 03 VL1 has a black, anodized aluminum housing. The measurement is cos corrected. The measuring head is only suitable for indoor usage. Digital measuring head with ALMEMO® D6 connector. The measuring head works with its own AD converter. Used extension cables and the measuring device have no influence on the accuracy of the measurement. The entire measuring range is divided into 4 measuring ranges, so that, among other things, the smallest illuminances can be measured with a very high resolution.

### Technical data

Measuring range V-lambda	1 lx to 200 klx
ALMEMO® measuring ranges	
up to 650.00 lx	
up to 6500.0 lx	
up to 65000 lx	
up to 200.00 klx	
Minimum resolution	0.02 lx
Sensor system	Si / interf. filter
Spectral sensitivity	380 nm to 720 nm
Maximum spectral sensitivity	555 nm
Diffuser	PTFE
V-Lambda adaption	<3 %
Cos-correction	error f2 < 2.0 %
Linearity	< 1 %
Absolute error	< 5 %
Nominal temperature	23 °C ±3 K
Operating temperature	-20 °C to +60 °C
Switch-on time (Duty cycle)	< 1 s
Switch-off time	< 1 s
Dimensions	diameter 33 mm, height approx. 29 mm
Mounting	2 screws M2
Weight	approx. 50 g
ALMEMO® connection cable permanently connected cable 1.5 m with ALMEMO® D6 connector	
ALMEMO® D6 connector	
Refreshrate	1.5 s for all channels
Stabilization time	3 s (For data logger operation in sleep mode, a sleep delay of 3 s must be programmed)
Supply voltage	up to 6 V from the ALMEMO® device
Current consumption	approx. 4 mA



### Variants (incl. works test certificate)

Digital measuring head for illuminance, fixed cable, length 1.5 m, with ALMEMO® D6 connector

### Order no.

FLAD03VL1



## Radiation probe FLA 623 x

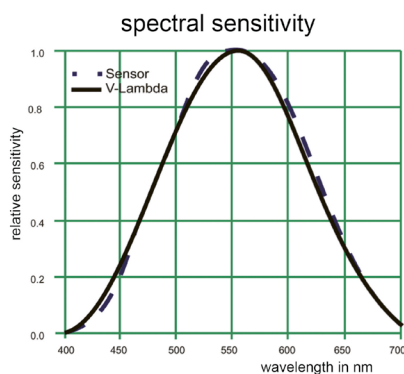


- Probes for various spectral ranges:
- Illuminance ( $V_{\lambda}$ ), UVA, UVB, UVC, global radiation, IR, quantum (photosynthesis)
- Sturdy aluminum housing
- ALMEMO® connecting cable, plug-in
- For indoor applications

### Common technical data

Diffuser	PTFE	Electrical connection	Mountable male connector, lateral
Cosine correction	Error f2 <3 %	Connecting cable	PVC cable, plug-in, with ALMEMO® connector
Linearity	<1 %	Housing	Aluminum, black anodized
Absolute error	<10 % (<5 % for FLA623VL)	Fixture	2 screws M2 in base plate
V lambda adapter	<3 % (for FLA623VL only)	Dimensions	Diameter 33 mm, height approx. 35 mm (FLA623PS approx. 37 mm)
Nominal temperature	22 °C ±2 K	Weight	approx. 50 g (without cable)
Operating temperature	-20 to +60 °C		
Signal output	0 to +2 V		
Duty cycle	<1 second		
Power supply	via ALMEMO® connector (5 to 15 VDC)		

## Probe for measuring illuminance FLA 623 VL



- This measures the  $V_{\lambda}$  radiation (visible light, equivalent to sensitivity of the human eye).
- For evaluating lighting conditions, e.g. in the workplace
- The sensor complies with device class B as per DIN 5032.

### Technical data:

Measuring range $V_{\lambda}$	0.05 to approx. 170 klx
Measuring channels	1st channel up to approx. 20,000 lx 2nd channel up to approx. 170.00 klx
Spectral sensitivity	380 to 720 nm, max. at 555 nm

Common technical data and image see FLAD 03-VL1

### Variants (including factory test certificate)

Illuminance probe with ALMEMO® connecting cable, length = 2 meters

#### Options

ALMEMO® connecting cable, length = 5 meters

ALMEMO® connecting cable, length = 10 meters

### Order no.

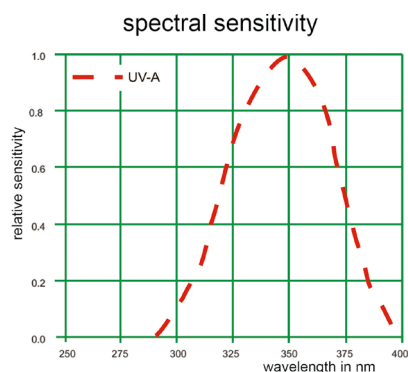
FLA623VL

OA9623L05

OA9623L10

# Optical radiation

## Probe for UVA radiation FLA 623 UVA



- This measures long-wave UV radiation (bronzing effect on human skin).
- Its spectral sensitivity is weighted towards global solar radiation.

### Technical data:

Measuring range	0.03 to approx. 100 W/m <sup>2</sup>
Spectral sensitivity	310 to 400 nm, maximum at 355 nm

Common technical data and image see FLAD 03-VL1

### Variants (including factory test certificate)

UVA probe with ALMEMO® connecting cable, length = 2 meters

#### Options:

ALMEMO® connecting cable, length = 5 meters

ALMEMO® connecting cable, length = 10 meters

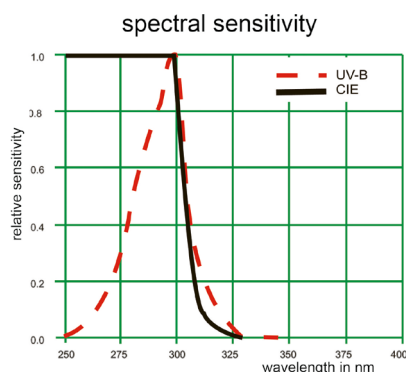
### Order no.

FLA623UVA

OA9623L05

OA9623L10

## Probe for UVB radiation FLA 623 UVB



- This measures short-wave UVB radiation.
- Its spectral sensitivity is weighted towards global solar radiation likely to cause erythema (sunburn) as per CIE recommendation (Commission Internationale de l'Eclairage). The UV index can be calculated.

### Technical data:

Measuring range	0.002 to approx. 5 W/m <sup>2</sup>
Spectral sensitivity	265 to 315 nm, maximum at 297 nm

Common technical data and image see FLAD 03-VL1

### Variants (including factory test certificate)

UVB probe with ALMEMO® connecting cable, length = 2 meters

#### Options

ALMEMO® connecting cable, length = 5 meters

ALMEMO® connecting cable, length = 10 meters

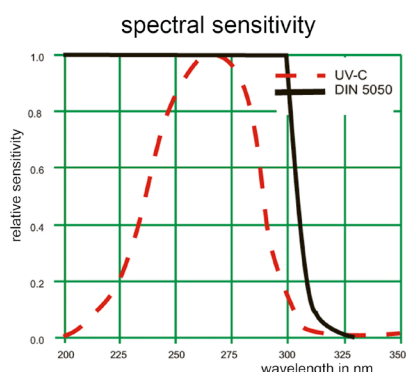
### Order no.

FLA623UVB

OA9623L05

OA9623L10

## Probe for UVC radiation FLA 623 UVC



- This measures UVC radiation, e.g. Hg line at 256 nm.
- This probe can be used inter alia in water disinfection units.

### Technical data:

Measuring range	1 to approx. 1990 mW/m <sup>2</sup>
Spectral sensitivity	220 to 280 nm, maximum at 265 nm

Common technical data and image see FLAD 03-VL1

### Variants (including factory test certificate)

UVC probe with ALMEMO® connecting cable, length = 2 meters

#### Options:

ALMEMO® connecting cable, length = 5 meters

ALMEMO® connecting cable, length = 10 meters

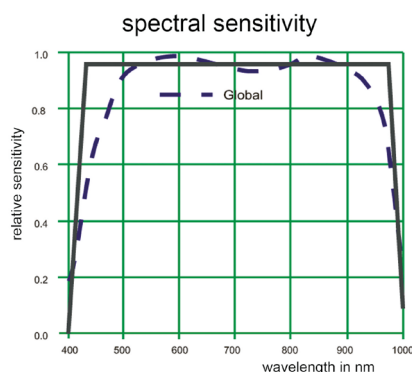
### Order no.

FLA623UVC

OA9623L05

OA9623L10

## Probe for global radiation FLA 623 GS



- This measures the solar spectrum in the visible range and in the short-wave IR range.
- Global radiation comprises both direct and diffused solar radiation.

### Technical data:

Measuring range	0.4 to approx. 1300 W/m <sup>2</sup>
Spectral sensitivity	400 to 1100 nm, maximum at 780 nm

Common technical data and image see FLAD 03-VL1

### Variants (including factory test certificate)

Global radiation probe with ALMEMO® connecting cable, length = 2 meters

#### Options:

ALMEMO® connecting cable, length = 5 meters

ALMEMO® connecting cable, length = 10 meters

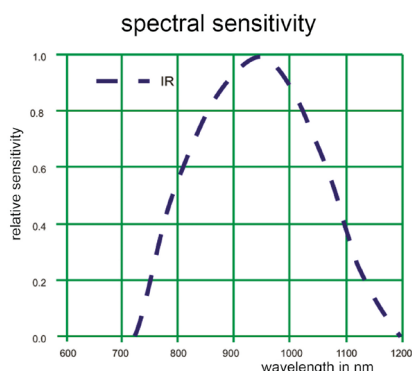
### Order no.

FLA623GS

OA9623L05

OA9623L10

## Probe for infra-red radiation FLA 623 IR



- This measures the solar spectrum in the short-wave IR range (excluding the visible range).

### Technical data:

Measuring range	0.1 to approx. 400 W/m <sup>2</sup>
Spectral sensitivity	800 to 1100 nm, maximum at 950 nm

Common technical data and image see FLAD 03-VL1

### Variants (including factory test certificate)

IR probe with ALMEMO® connecting cable, length = 2 meters

#### Options:

ALMEMO® connecting cable, length = 5 meters

ALMEMO® connecting cable, length = 10 meters

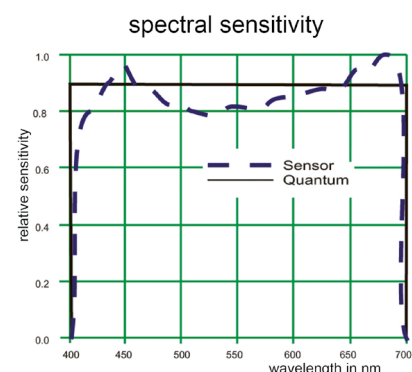
### Order no.

FLA623IR

OA9623L05

OA9623L10

## Probe for quantum radiation FLA 623 PS



- This measures the visible light absorbed by the chlorophyll in plants during photosynthesis.
- It determines the level of quantum radiation in the spectral range specified.
- It is used to assess the conditions in which plants develop in open field and greenhouse cultivation.

### Technical data:

Measuring range	1 to approx. 3000 µmol/m <sup>2</sup> s
Spectral sensitivity	380 to 720 nm, maximum at 420 and 700 nm

Common technical data and image see FLAD 03-VL1

### Variants (including factory test certificate)

Quantum probe with ALMEMO® connecting cable, length = 2 meters

#### Options:

ALMEMO® connecting cable, length = 5 meters

ALMEMO® connecting cable, length = 10 meters

### Order no.

FLA623PS

OA9623L05

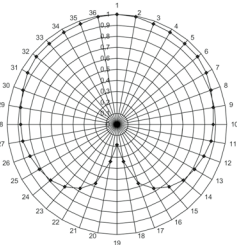
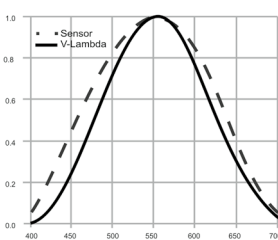
OA9623L10

# Optical radiation

## Illuminance measuring head FLA 613 VLK



- Measuring independent of direction - thanks to the probe head's spherical characteristics
- Weather-proof aluminum housing, with plastic globe
- Suitable for universal use, inter alia for measuring in photo-stability tests according to various international standards and ICH guidelines (International Conference on Harmonization)
- Spectral range of the probe head corresponds to the sensitivity of the human eye (V-lambda radiation).



### Technical data:

Measuring range	0.02 to 50 klux
Spectral sensitivity	360 to 760 nm
Maximum spectral sensitivity	555 nm
Signal output	0 to 2 V
Duty cycle	<1 second
Power supply	via ALMEMO® connector +5 to +15 V
Fastening	2 screws, M4, in base plate
Cable passage	at side
Housing	anodized aluminum
Diffuser	Plastic
Ball	Plastic
Directional characteristic	see diagram
Linearity	<1 %
Absolute error	<10 %
Nominal temperature	22 ± 2 °C
Operating temperature	–20 to +60 °C
Dimensions	Ball diameter: 40 mm Overall height: 76 mm
Weight	approx. 100 grams

### Type (including test protocol)

Lux probe head for measuring illuminance, with spherical characteristic, including 1.5-meter cable and ALMEMO® connector

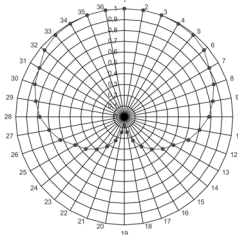
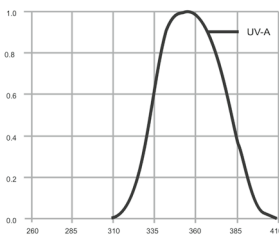
### Order no.

FLA613VLK

## UVA probe head FLA 613 UVAK



- Measuring independent of direction - thanks to the probe head's spherical characteristics
- Weather-proof aluminum housing, with plastic globe
- Suitable for universal use, inter alia for measuring in photo-stability tests according to various international standards and ICH guidelines (International Conference on Harmonization)
- Measuring head for measuring the UVA



### Technical data:

Measuring range	0.02 to approx. 50 W/m²
Spectral sensitivity	310 to 400 nm
Maximum spectral sensitivity	355 nm
Signal output	0 to 2 V
Duty cycle	<1 second
Power supply	via ALMEMO® connector +5 to +15 V
Fastening	2 screws M4, in base plate
Cable passage	at side
Housing	anodized aluminum
Diffuser	PMMA (polymethyl methacrylate, acrylic)
Ball	PMMA (transparent to UV)
Directional characteristic	see diagram
Linearity	< 1 %
Absolute error	< 10 %
Nominal temperature	22 ± 2 °C
Operating temperature	–20 to +60 °C
Dimensions	Ball diameter: 40 mm Overall height: 76 mm
Weight	approx. 100 grams

### Type (including test protocol)

UVA probe head, with spherical characteristic, including 1.5-meter cable and ALMEMO® connector

### Order no.

FLA613UVAK

Factory calibration KL90xx radiation for sensor, see chapter „Calibration Certificates“

## Digital measuring head for erythema effective UV radiation (UVE) FLD7 03-UVE with ALMEMO® D7-connector

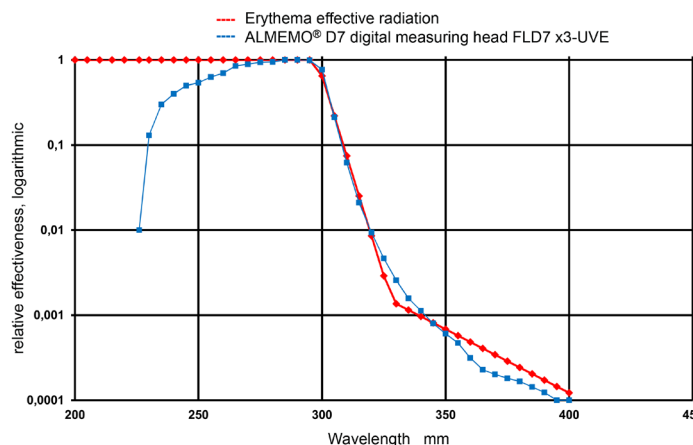
Monitoring of UVE-radiation hazardous for human skin.

Mobile measurements in meteorological, medical and biological applications.

For connection to current measuring instruments ALMEMO® V7, ALMEMO® 202-S, 204, 104, 710, 510, 809



ALMEMO® UVE-measuring head



### Erythema effective UV radiation

The natural UV radiation of the sun or the UV radiation of artificial sources has different effects to human skin dependant on the wavelength range.

- The long-wave UV radiation (more than 313 nm, UVA) tans the skin and supports the human immune system.
- The short-wave UV radiation (less than 313 nm, UVB/UVE) may cause irreversible damage.

In the recommendation of the CIE (Commission Internationale de l'Eclairage) all spectral effect functions which can have a negative effect on the human skin are summarized. This recommendation is described in the DIN 5050 resp. ISO/CIE 17166 and valued as a directive.

### UVE-measuring head FLD7 03-UVE

The measuring head records the erythema effective UV radiation. The spectral sensitivity of the measuring head complies with the standards DIN 5050 and ISO/CIE 17166 and the Ordinance on Protection against the Harmful Effects of Artificial Ultraviolet Radiation (UV-Schutz-Verordnung - UVSV, published in the Federal Law Gazette 2011 Part I No. 37). The measurement results provide direct information about medically and biologically relevant correlations in this radiation range. DIN 5050 specifies four different skin types: Skin type I to IV. The UV Protection Ordinance - UVSV extends by two further skin types: skin type V and VI. The guideline for these six skin types are taken into account in the calculation of the various parameters. The measuring head is used in areas of medical and biological research, for the measurement of UV radiation equipment (for cosmetic purposes, medical treatments or other human applications), in weather information and forecasting systems, in climate research and for general population information. A popular measure of „sunburn

sensitivity“ is the UV index „UVI“, which is determined by the German Weather Service.

The measuring head FLD7 03-UVE has a black anodized aluminum housing. The measurement is cos-corrected. The measuring head is suitable for measurements in dry environments.

### Digital measuring head with ALMEMO® D7-connector

The measuring head works with its own AD converter. Extension cables and the ALMEMO® measuring instrument/data logger have no influence on the accuracy of the measurement. From the measured irradiance, all relevant measured variables are calculated and output to the ALMEMO® instrument. Different measuring channels can be selected and the measured variables can be displayed:

- UV-index: relative irradiance related to 25 mW/m².
- UVE irradiance (erythema-effective) in mW/m².
- Dose (erythema effective irradiation) in J/m²: sum of irradiance over the irradiation period (energy).
- Relative minimum erythema-effective dose (MED): Dose related to 1 MED (= erythema-effective threshold irradiation) of the set skin type according to DIN 5050 and UVSV. Example: 1 MED for skin type 2 (light-skinned European skin type) = 250 J/m².
- Remaining time of irradiation in minutes until the dose 1 MED of the selected skin type is reached.
- Current, predicted maximum irradiation time in minutes until the dose 1 MED of the selected skin type is reached.
- Relative standard erythema effective dose (SED): Dose related to 1 SED (100 mW/m²) according to ISO 17166.

Technical Data

Measuring range UVE:	0.1 ... 300 mW/m²
Resolution:	0.1 mW/m²
Sensor system:	SiC / interference filter
Spectral sensitivity:	230 ...400 nm
Erythema effective spectral range:	250 ... 298 ... 328 nm
Max. spectral sensitivity:	295 nm
Diffuser:	PTFE
Cos-correction:	error f2 < 3 %
Linearity:	better 1 %
Absolute error:	< 7 %
Nominal temperature:	23 °C ±3 K
Operating temperature:	-30 ... +60 °C
Switch-on time:	< 1 s
Switch-off time:	< 1 s

Dimensions:	
diameter	33 mm,
height	ca. 29 mm
Mounting:	2 screws M2
Weight (without cable):	approx. 50 g
ALMEMO® connecting cable:	fixed attached cable, 1.5 m, with ALMEMO® D7-connector
<b>ALMEMO® D7 connector</b>	
Refresh rate:	1 s for all channels
Settling time:	3 s (for data logger operation in sleep mode a sleep delay of 3 s has to be programmed)
Power supply voltage:	from 6 V from ALMEMO® instrument
Power consumption:	approx. 5 mA

Erythema effective radiation	0,3 W/m²	UV- Index	12	UV radiation exposure	extreme
			11		
			10		very high
			9		
	0,2 W/m²		8		
			7		high
			6		
			5		medium
	0,1 W/m²		4		
			3		
			2		low
			1		

Intensity of Irradiation and UV-Index



Version in weatherproof housing for outdoor use  
FLD7 33-UVE  
Data sheet see chapter meteorology

Versions (incl. works test certificate)

Digital measuring head for UVE radiation, for measurements in dry surroundings.  
Sensor with permanently attached cable, 1.5 m, with ALMEMO® D7-connector


Order no.  
**FLD703UVE**

Digital measuring head for UVE radiation in a weatherproof housing for outdoor use.  
Sensor with built-in connector, incl. ALMEMO® connecting cable, 1.5 m, with ALMEMO® D7-connector.  
Data sheet see chapter meteorology.

**FLD733UVE**



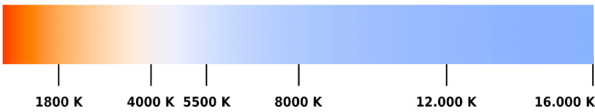
Digital sensor for color temperature and illuminance FLAD23CCT with ALMEMO® D6 plug



- Color temperature and illuminance are determined as a means to plot and evaluate lighting systems.
- Compact sensor, particularly suitable for mobile applications
- Continuous measuring and updating of measured values
- Digital color temperature sensor with „TrueColorSensorchip“ and integrated signal processor. The TrueColorSensorchip (3 sensors on 1 chip) detects - separately - each of the three colors - red, green, blue (RGB). The respective sensitivities of these 3 color sensors are adapted to the standard spectral curves as per CIE and DIN (see Figure). On the basis of these RGB values the computer calculates the color point within the RGB range in terms of coordinates X and Y and determines the correlated color temperature (CCT) in Kelvin.
- The display shows simultaneously both this color data and the illuminance in lux (lx) or kilolux (klx).
- Freely selectable measurable variables. Two measuring channels are programmed (at our factory): Color temperature (CCT, K), Illuminance (Ev, lx). Other measurable variable can also be selected: Illuminance (Ev, klx), X-value, Y-value. The configuration is performed on the ALMEMO® V7 measuring instrument or directly on the PC using the USB adapter cable ZA1919AKUV (see chapter “ALMEMO® Network technology”).

Technical data:

Spectral sensitivity	380 to 720 nm
Sensor system	TrueColor, 3 sensors on 1 chip
Measuring ranges	
Correlated color temperature (CCT)	54 to 30,000 K (at 120 lx to 170 klx)
Accuracy	< 10 % in range 1600 to 17000 K
Coordinates resolution (dx, dy)	< 0.005
Illuminance (V-lambda)	10 to 65,000 lx (factory setting) or 0.05 to 170.00 klx
Accuracy	< 10 % in range 120 lx to 170 klx
Cosine correction	8 mm diffuser plate
Cosine error	< 3 %
Measuring duration	< 3 seconds
Nominal conditions	23 °C ± 3 K, 0 to 90 % RH (non-condensing)
Operating temperature	-10 to +40 °C
Dimensions	Diameter 25 mm, length 134 mm
ALMEMO® connecting cable	Fixed cable, 1.5 meters, with ALMEMO® D6 plug
ALMEMO® D6 plug	
Refresh rate	1.5 seconds for all channels
Setting time	3 seconds (In order to run the data logger in sleep mode a wakeup delay of 3 seconds must be programmed.)
Supply voltage	6 to 13 VDC
Current consumption	approx. 4 mA



Color temperature sensor with ALMEMO® 2590-2 (example)

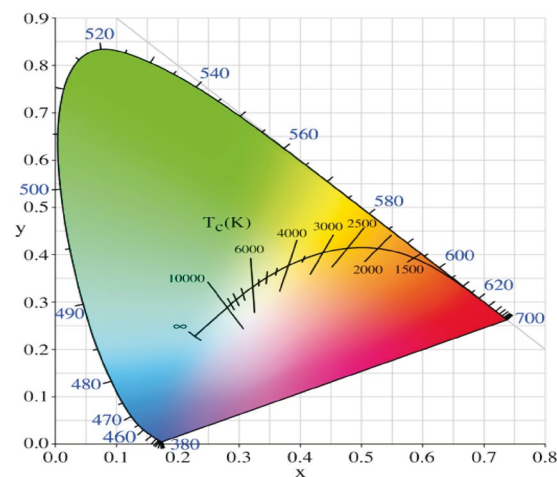
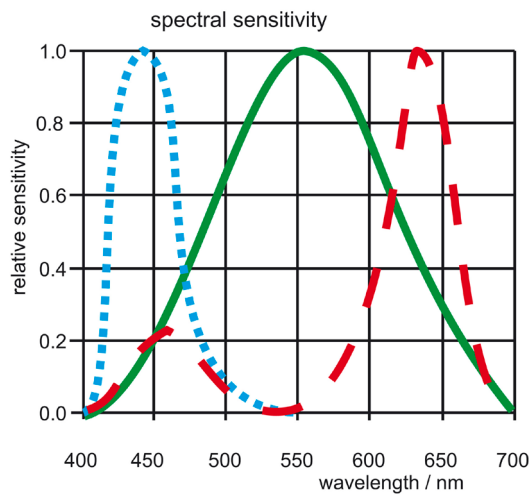
11/2025 • We reserve the right to make technical changes.

**Variants**

Digital sensor for color temperature and illuminance, fitted cable, 1.5 meters with ALMEMO® D6 plug

**Order no.**

**FLAD23CCT**



Accessories

Ulbricht integrating sphere



- Ulbricht integrating sphere, for measuring total radiation from any light source
- Especially suitable for measuring operations on site for light sources that have already been installed. This minimizes interference from extraneous light in the environment.
- Dimensions
  - Measuring aperture 13.5 mm
  - Sphere diameter 40 mm
  - Housing diameter 44.5 mm, length 44 mm


Accessories

An Ulbricht integrating sphere can be attached to color temperature sensor FLAD23CCT

Order no.

ZB9623KU

## Luminance Probe Head FLA 603 LDM2



- Luminance measuring head, equipped with achromatically corrected, low stray light optics and high quality V(l) detector according to DIN class B.
- The external sighting device allows, at a working distance of 1 m, to exactly locate the measuring point, therefore, it is particularly suitable for evaluating the luminance for service and constancy tests.
- Three measuring channels with different sensitivity.
- Typical applications: Luminescent surfaces such as colour monitors, alphanumeric displays, sign plates and light panels, and reflecting surfaces, such as walls and equipment at work places, projecting screens, traffic and sign plates, guided paths and roadway lines.

### Technical data:

Measuring range:	0.04 cd/m <sup>2</sup> to appr. 6400 cd/m <sup>2</sup>
Smallest resolution:	10 mcd/m <sup>2</sup>
Field of view:	1 °
Sensitivity:	approx. 30 pA/(cd/m <sup>2</sup> )
Spectral adaptation:	approxim. to photometric valuat. function V(l) for photopic vision, class B, better than 6 %
Field of view diameter:	approx. 30 mm at a distance of 0.5 m approx. 40 mm at a distance of 1 m approx. 120 mm at a distance of 5 m
Nominal temperature:	24 °C ±2 K
Operat./storage temperature:	0 to 60 °C / -10 to +80 °C
Humidity range:	10 to 90 % (non-condensing)
Measuring surface:	21 mm x 21 mm at 1 m operating distance
Meets standards:	IEC 61223-2-5, DIN 5032-T.7
Dimensions:	diameter 30 mm, length 150 mm

### Variants

Luminance probe head with 1 ° field of view and external sighting device, DIN quality class B, with ALMEMO® connecting cable 1.5 m long, incl. factory calibration certificate calibration in cd/m<sup>2</sup>

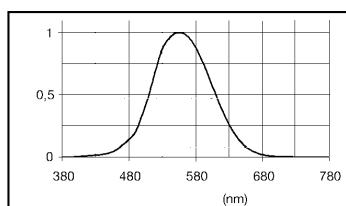
### Order no.

**FLA603LDM2**

## Light Flux Probe Head FLA 603 LSM4

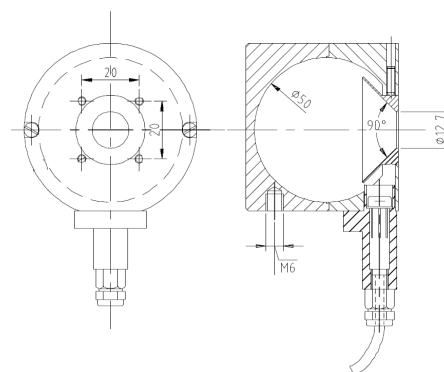


- High quality measuring head, DIN class B for light flux measurement with Ulbricht globe photometer.
- Perfect coating of the globe with BaSO<sub>4</sub> for diffuse reflectivity and spectrally neutral reflection quality.
- Suitable for cold light sources, and lamps with high colour temperature and almost monochromatic radiation (as in LEDs).
- Examples for applications: Endoscopes, fiber optic bunches, light emitting diodes.



### Technical data:

Measuring range:	0.0002 lm to appr. 38 lm
Smallest resolution:	0.001 lm
Sensitivity:	20 nA/lm
Acceptance angle:	up to 90 °
Accuracy:	DIN quality class B
Nominal temperature:	24 °C ±2 K
Humidity range:	10 to 90 % non-condensing
Operating temperature:	max. 100 °C inside globe
Inner diameter of globe:	50 mm
Test opening:	12.7 mm



### Type

Light flux probe head with ALMEMO® connecting cable 2 m long and factory calibration certificate


### Order no.

**FLA603LSM4**

Factory calibration KL90xx radiation for sensor, see chapter „Calibration Certificates“

# 15 Water analysis

## pH One-Bar Measuring Chain FY96PHEK



### Applications:

manual measurements e.g. swimming pools, drinking water ...

### Technical Data

pH range:	1 ... 12
Operating range:	0 ... 60 °C
Operating pressure:	unpressurised
Conductivity:	> 150 µS / cm
Diaphragm type:	ceramic

Reference (Electrolyte):	KCl containing gel
Shaft length:	120 ±3 mm
Shaft diameter:	12 mm (polycarbon)
Electrode head:	plug head SN6

### Type

pH-one-bar measuring chain pH 1 ... 12, 0 ... 60 °C for unpressurised operating

### Order no.

FY96PHEK

## pH One-Bar Measuring Chain FY96PHER



### Applications:

Generally for water with solid content (turbid water), water with low conductivity, e.g. from reverse osmosis. Municipal and industrial wastewater, cooling water, industrial water, water in chemistry and paper production.

### Technical Data

pH range:	1 ... 12
Operating range:	0 ... 80 °C
max. pressure:	6 bar
Conductivity:	> 50 µS / cm
Diaphragm type:	PTFE ring diaphragm

Reference (Electrolyte):	KCl-containing polymer
Shaft diameter:	12 mm (glass)
Screw connection:	thread PG13.5
Shaft length:	120 ±3 mm
Electrode head:	plug head SN6

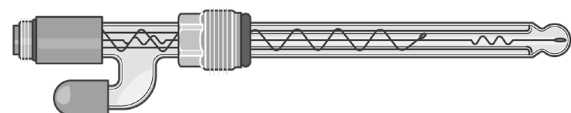
### Type

pH-one-bar measuring chain pH 1 ... 12; 0 ... 80 °C, up to 6 bar

### Order no.

FY96PHER

## pH One-Bar Measuring Chain FY96PHEN2



### Applications:

only for clear water, waste water, cooling water, chemically contaminated water.

### Technical Data

pH range:	1 ... 12
Operating range:	0 ... 80 °C
Operating pressure:	unpressurised
Conductivity:	> 150 µS / cm
Diaphragm type:	ceramic

Reference (Electrolyte):	KCl solution, refillable
Installation length:	120 ±3 mm
Shaft diameter:	12 mm (material: glass)
Screw connection:	thread PG13.5
Electrode head:	plug head SN6

### Type

pH-one-bar measuring chain pH 1 ... 12, 0 ... 80 °C for unpressurised operating

### Order no.

FY96PHEN2

## pH Insertion Electrode FY96PHMEE1



### Applications:

Hand measurements, for piercing solid and semi-solid samples such as meat, cheese, fruit, vegetables.

### Technical Data

Operating range:	pH 1 ... 11 / 0 ... 80 °C	Shaft:	Ø 8 / 12 mm, length approx. 90 mm (incl. tip), material glass
max. pressure:	unpressurized operation	Electrical connection:	plug head S7
Diaphragm / Reference:	no diaphragm / polymer		
Piercing tip: Ø approx. 6 mm, Penetration depth approx. 25 mm			

### Type

pH Insertion Electrode, for food

### Order no.

FY96PHMEE1

## pH Insertion Electrode FY96PHMEE2



### Applications:

Stable insertion electrode, for food such as meat, sausage, cheese/butter, fruits.

### Technical Data

Operating range:	pH 2 ... 11 / 0 ... 80 °C	Shaft:	Ø 8 / 16 mm, length approx. 100 mm (incl. tip), material glass, with plastic cover of PBT.
max. pressure:	unpressurized operation	Electrical connection:	plug head S7
Diaphragm / Reference:	no diaphragm / polymer		
Piercing tip: Ø approx. 6 mm, Penetration depth approx. 25 mm			

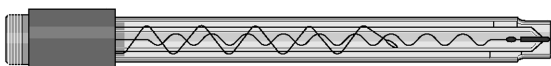
### Type

pH Insertion Electrode, for food

### Order no.

FY96PHMEE2

## Redox-One-Bar Measuring Chain FY96RXEK



### Applications:

manual measurements e.g. swimming pools, drinking water ...

### Technical Data

Operating temperature:	0 ... 60 °C	Metal electrode:	platinum
Operating pressure:	unpressurised	Shaft length:	125 ±3 mm
Conductivity:	> 150 µS / cm	Shaft diameter:	12 mm (material: polycarbonate)
Diaphragm / Electrolyte:	ceramic / KCl containing gel	Electrode head:	plug head SN6

### Type

Redox-one-bar measuring chain 0 ... 60 °C for unpressurised operating

### Order no.

FY96RXEK

## Accessories for pH-One-Bar Meas. Chains and Redox-One-Bar Meas. Chain

Buffer solution pH 4.0 50 ml	Order no. ZB98PHPL4	Redox buffer solution 220 mV	Order no. ZB98RXPL2
Buffer solution pH 7.0 50 ml	ZB98PHPL7	KCl solution, 3-molar, 50 ml	
Buffer solution pH 10.0 50 ml	ZB98PHPL10	for refilling and storage	ZB98PHNL

# Water analysis

## ALMEMO® connecting cable for pH and redox probes



Transducer cable with various electrodes

**Applications:**  
Transducer cables are available for all popular electrodes with a coaxial connector. To avoid the measuring signal being corrupted by the measuring instrument itself an extremely high-impedance amplifier is integrated in the ALMEMO® connector on the connecting cable.

### Technical Data

Transducer	High-impedance measuring amplifier (>500 Gohm), integrated in the ALMEMO® connector	Electrode terminal	For plug-on head S7/SN6 or SMEK (see variants)
------------	---	--------------------	--

Type	Order no.
ALMEMO® connecting cable with transducer (ALMEMO® connector, spray-coated) For probes with plug-on head S7/SN6 (coaxial connector, screw-fit):	
Programming for pH probe	
Cable length 2 meters	ZA9610AKY4
Cable length 5 meters	ZA9610AKY4L05
Programming for redox probes	
Cable length 2 meters	ZA9610AKY5
Cable length 5 meters	ZA9610AKY5L05
Programming for pH or redox probe (1 probe connectable at a time)	
Cable length 2 meters	ZA9610AKY6
Cable length 5 meters	ZA9610AKY6L05



Type	Order no.
ALMEMO® connecting cable with transducer For probes with SMEK plug-on head	
Cable length 2 meters	
Programming for pH probe with integrated temperature sensor NTC (30 kohm at 25 °C), linearization saved in ALMEMO® connector (only for current V6 ALMEMO® devices)	ZA9640AKY8
Programming for pH probe	ZA9610AKY8
Programming for redox probe	ZA9610AKY9

## NTC temperature sensor for automatic temperature compensation when measuring pH




Connector programming designation \*T for ALMEMO® 2490 and 2590-2/-3S/-4S and (with effect from 07/2006) for ALMEMO® 2690/ 2890/ 5690/ 8590/ 8690

Type	Order no.
Stainless-steel sheathed sensor: Diameter 3.0 mm, length 250 mm, Hexagonal cable sleeve with 1.5 meters PVC cable and ALMEMO® connector	FNA30L0250T
Safety hose made from PTFE (for aggressive media) Hermetically sealed on one side, inside diameter 3.1 mm, outside diameter 5.1 mm, length 500 mm	ZT9000TS7



## Digital connection cable for pH and redox probes ZYD7 10-AKx and ZYD7 40-AKx, with ALMEMO® D7 plug



- Digital ALMEMO® D7 connection cable.
- Galvanically isolated from the measuring instrument.
- Temperature dependence of the probe can be compensated manually or automatically.
- Comparison of the pH probe at three points.

### Technical data and functions

#### Digital connection cable.

The voltage of the probe is measured by an A/D converter integrated into the ALMEMO® D7 plug. Extension cables and the measuring device itself have no influence on the measurement accuracy.

#### Galvanic Isolation to the ALMEMO® V7 measuring device.

It is possible to operate several pH probes simultaneously in the same sample solution on one measuring device without influencing each other.

#### Compensation of the temperature dependence of the probe.

To compensate the temperature dependence of the probe, the temperature of the sample solution can be entered manually. The connection cable ZYD7 40-AKx additionally features a temperature sensor. As a result, the measured temperature value will be used for automatic compensation.

#### Comparison of the pH probe possible at three points.

The comparison will be saved at pH 7 as well as at one point in the acid range and at one point in the alkaline range. The values of the reference solutions can be specified as set points.

### Technical data

ALMEMO® D7 plug		Supply voltage:	from 6 V up, from the ALMEMO® measuring device
Measuring ranges:		Current consumption:	approx. 8 mA
pH value	0.00 to 14.00 pH	<b>Temperature sensor NTC</b>	
Redox potential	-1100.0 to +1100.0 mV	Design:	FN030L0250 with OPK03L0020
Temperature NTC	-50.00 to +125.00 °C	Accuracy:	see chapter 07
A/D converter:	Delta Sigma	Measuring tip:	stainless steel sheathed line, d = 3.0 mm, NL = 250 mm
Accuracy:		Cable sleeve:	Brass, hexagonal, L = 65 mm, width across corners = 9 mm
pH/redox	±0.02 % of measured value ±2 digits	Cable:	2 m, FEP/FEP isolated, permanently mounted in the ALMEMO® D7 plug
temperature NTC	±0.05 K at -50 to +100 °C	Operating temperature:	-20 to 100 °C
Nominal temperature:	23 °C ±2 K		
Temperature drift:	max. 0.004 %/K (40 ppm)		
Operative range:	-10 to +60 °C / 10 to 90 % RH (non-con- densing)		
Refresh rate:	0.8 s		

### Accessories

#### Order no.

ALMEMO® D7 extension cable up to 100 m, see chapter 06

Safety hose made from PTFE (for aggressive media) for temperature sensors:

hermetically sealed on one side, inside diameter 3.0 mm, outside diameter 4.0 mm, length 700 mm

**ZT9000TS7**

### Type

#### Order no.

Digital ALMEMO® D7 connection cable for probes with plug-on head S7/SN6 (coaxial connector, screw-fit)

Programming for pH probe

Cable length = 2 m

Cable length = 5 m

**ZYD710AK4**

**ZYD710AK4L05**

Programming for redox probe

Cable length = 2 m

Cable length = 5 m

**ZYD710AK5**

**ZYD710AK5L05**

Additionally with permanently connected temperature sensor NTC,

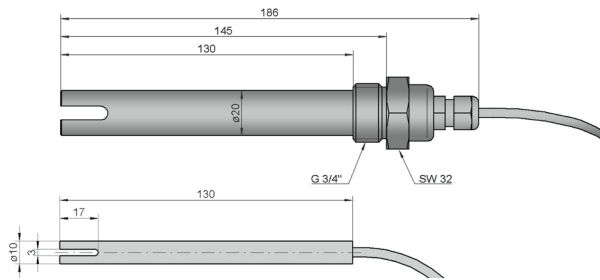
Programming for pH probe and temperature sensor

Cable length = 2 m

**ZYD740AK4**

# Water analysis

## Conductivity Probe FYA641LFP1 / LFL1



### Applications:

Concentrated waste water, aggressive waters, general aqueous and partly aqueous solutions, beer, emulsions, electroplating, waters, concentrated acidic and alkaline solutions, corrosive acids and alkaline solutions, lacquers and paints, substances containing protein, soaps, detergents, suspensions, titrations in organic substances, environmental analysis.

### Technical Data

Measuring range:	0.01 to 20 mS/cm LFL1 up to 10 mS/cm	Shaft material:	PVC - C
Temperature sensor:	NTC, type N (10 k at 25 °C)	Shaft length / shaft diameter:	LFP1: 130 mm / 20 mm LFL1: 130 mm / 10 mm
Temperature compensation:	0 to +70 °C, automatic	Fitting length / thread:	only LFP1 145 mm / G 3/4"
Compensation coefficient:	1.9 linear	Maximum pressure:	LFP1: 16 bar at 25 °C LFL1: not suitable for use under pressure
Cell constant:	approx. 1 cm <sup>-1</sup>	Cable length:	1.5 m
Electrode material:	special coal	Power supply:	8 to 12 V through meas. instr.
Accuracy:	± 3 % of meas. val. ± 0.1 mS/cm	Current consumption:	approx. 3 mA
Nominal temperature:	25 °C ± 3 °C		
Operating temperature:	-5 to 70 °C		
Minimum insertion depth:	30 mm		

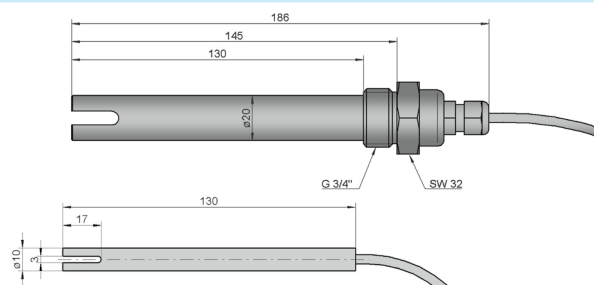
### Type (including manufacturer's test certificate)

Active conductivity probe with automatic temperature compensation, Built-in probe, G 3/4" thread, suitable for use under pressure up to 20 mS/cm  
Laboratory probe, not suitable for use under pressure up to 10 mS/cm  
Factory calibration KY90xx conductivity for measuring chain (sensor + device), see chapter „Calibration Certificates“

### Order no.

FYA641LFP1  
FYA641LFL1

## Conductivity Probe FYA641LFP2 / LFL2



### Applications:

Low-salt waste water, general aqueous and partly aqueous solutions, fish tanks, emulsions, desalting/ion exchanger, beverages, waters, cold/boiler feed water, lacquers and paints, milk, samples with low ionic strength, substances containing protein, purest water, soaps, detergents, suspensions, drinking water, environmental analysis.

### Technical Data

Measuring range:	10 to 200 $\mu\text{S/cm}$	Shaft material:	PVC - C
Temperature sensor:	NTC, type N (10 k at 25 °C)	Shaft length / Shaft diameter:	LFP2: 130 mm / 20 mm LFL2: 130 mm / 10 mm
Temperature compensation:	0 to +70 °C, automatic	Fitting length / thread:	only LFP2 145 mm / G $\frac{3}{4}$ \"
Compensation coefficient:	1.9 linear	Maximum pressure:	LFP2: 16 bar at 25 °C LFL2: not suitable for use under pressure
Cell constant:	approx. 1 $\text{cm}^{-1}$	Cable length:	1.5 m
Electrode material:	special coal	Power supply:	8 to 12 V through meas. instr.
Accuracy:	$\pm 3 \%$ of meas. val. $\pm 1 \mu\text{S/cm}$	Current consumption:	approx. 3 mA
Nominal temperature:	25 °C $\pm 3$ °C		
Operating temperature:	-5 to 70 °C		
Minimum insertion depth:	30 mm		

### Type (including manufacturer's test certificate)

Active conductivity probe 0 to 200  $\mu\text{S/cm}$  with automatic temperature compensation,

Built-in probe, G  $\frac{3}{4}$ \" thread, suitable for use under pressure

Laboratory probe, not suitable for use under pressure

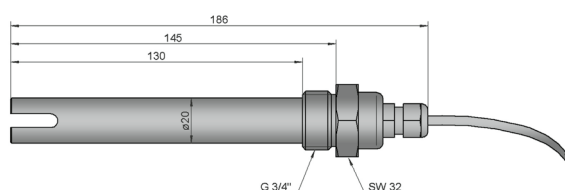
Factory calibration KY90xx conductivity for measuring chain (sensor + device), see chapter „Calibration Certificates“

### Order no.

**FYA641LFP2**

**FYA641LFL2**

## Conductivity Probe FYA641LFP3



### Applications:

Concentrated waste water, aggressive waters, general aqueous and partly aqueous solutions, beer, emulsions, electroplating, waters, concentrated acid and alkaline solutions, corrosive acids and alkaline solutions, lacquers and paints, substances containing protein, soaps, detergents, suspensions, titrations in organic substances, environmental analysis.

### Technical Data

Measuring range:	1 to 200 $\text{mS/cm}$	Shaft material:	PVC - C
Temperature sensor:	NTC, type N (10 k at 25 °C)	Shaft length:	145 mm
Cell constant:	approx. 1 $\text{cm}^{-1}$	Shaft diameter:	20 mm
Electrode:	4 electrodes, special coal	Fitting length / thread:	130 mm / G $\frac{3}{4}$ \"
Accuracy:	$\pm 3 \%$ of meas. val. $\pm 1 \text{mS/cm}$	Maximum pressure:	16 bar at 25 °C
Nominal temperature:	25 °C $\pm 3$ °C	Cable length:	1.5 m
Operating temperature:	0 to 70 °C	Power supply:	8 to 12 V through meas. instr.
Minimum insertion depth:	30 mm	Current consumption:	approx. 15 mA

### Type (including manufacturer's test certificate)

Conductivity probe 0 to 200  $\text{mS/cm}$  without temp. compensation

Factory calibration KY90xx conductivity for measuring chain (sensor + device), see chapter „Calibration Certificates“

### Order no.

**FYA641LFP3**

Digital probes for measuring conductivity FYD 741 LFE01, FYD 741 LFE02 and FYD 741 LFP with ALMEMO® D7 plug



ALMEMO® 202-S

Just one single probe for measuring conductivity from very low (0,1 µS/cm) up to very high levels (500 mS/cm)  
4-contact graphite electrode / 2-steel poles with high linearity across the whole measuring range  
Integrated NTC sensor for temperature compensation of measured conductivity values  
Suitable for the latest ALMEMO® V7 devices, ALMEMO® 202-S, 204, 104, 710, 510, 809.

11/2025 • We reserve the right to make technical changes.

Technical data and functions

The digital conductivity probe provides this high level of precision irrespective of any extension cables used and of any processing in the ALMEMO® V7 display device / data logger. Overall accuracy is determined exclusively by the conductivity electrode and the ALMEMO® D7 plug.  
All parameters for the sensor can be programmed end-to-end via the programming menu on the ALMEMO® V7 measuring instrument. The desired measuring range can be selected and

temperature compensation can be activated or deactivated. The temperature coefficient of the solution to be measured, if known, can also be programmed.  
The probe is delivered already adjusted and ready-to-use. The electrode's measured cell constant can also be entered, if so required, and / or the probe can be adjusted using a reference solution.

Common technical data FYD 741 LFE01, FYD 741 LFE02 and FYD 741 LFP ALMEMO® D7 plug with A/D converter

Measuring method	Electrical conductivity measurement with AC voltage (approx. 1 kHz)	Temperature compensation	either automatic or non-compensated
Measuring ranges		Temperature coefficient	Natural surface water or linear in range 0.00 to 9.99
Range DLF1	up to maximum 500.00 µS/cm Resolution 0.01 µS/cm	Linearization NTC	Calculated error-free (not an approximation)
Range DLF2	up to 50.000 mS/cm Resolution 0.001 mS/cm (factory default settings)	Nominal temperature	+23 °C ±2 K
Range DLF3	with FYD 741 LFE01 up to 500.00 mS/cm with FYD 741 LFE02 up to 500.00 µS/cm with FYD 741 LFP up to 200.00 mS/cm Resolution 0.01 mS/cm	Temperature drift	0.004 % / K (40 ppm)
Range NTC	Resolution 0.01 K	Refresh time	2.5 seconds
		Sleep mode on the device	possible with wakeup delay of 5 seconds
		Supply voltage	6 to 13 VDC, from ALMEMO® device (sensor supply voltage)
		Current consumption	approx. 17 mA

## Digital probe for measuring conductivity FYD 741 LFE01



Probe for laboratory applications

General description and common technical data  
see previous page

### Technical data FYD 741 LFE01

Uses	Laboratory applications
Conductivity	10 $\mu\text{S/cm}$ up to 200 $\text{mS/cm}$
Temperature	0 to +80 °C
Pressure	Ambient pressure (unpressurized)
Electrode type	4-contact graphite electrode electrically connected to the power supply (ALMEMO® device ground)
Cell constant	approx. 0.5 $\text{cm}^{-1}$
Temperature sensor	NTC 30 kilohms, integrated
Accuracy	
Conductivity	$\pm 2\%$ of meas. value $\pm 0.2\%$ of final value under nominal conditions
Temperature	$\pm 0.4\text{ K}$ under nominal conditions
Nominal conditions	+25 °C $\pm 2\text{ K}$
Minimum immersion depth	30 mm
Electrode shaft	Material PC (+ABS) diameter 12 mm, length 120 mm
Connecting cable	length = 1 meter, permanently fitted, with ALMEMO® D7 plug

## Digital probe for measuring conductivity FYD 741 LFE02

**new**



Probe for laboratory applications

General description and common technical data  
see previous page

### Technical data FYD 741 LFE02

Uses	Laboratory applications
Conductivity	0.1 $\mu\text{S/cm}$ up to 500 $\mu\text{S/cm}$
Temperature	0 to +100 °C
Pressure	Ambient pressure (unpressurized)
Electrode type	2-steel poles, electrically connected to the power supply (ALMEMO® device ground)
Cell constant	approx. 0.105 $\text{cm}^{-1}$
Temperature sensor	NTC 30 kilohms, integrated
Accuracy	
Conductivity	$\pm 3\%$ of meas. value $\pm 0.2\%$ of final value
Temperature	$\pm 0.4\text{ K}$ under nominal conditions
Resolution	
Conductivity	0.01 $\mu\text{S/cm}$
Temperature	0.01 K
Nominal conditions	+25 °C $\pm 2\text{ K}$
Minimum immersion depth	40 mm
Electrode shaft	Material Stainless steel diameter 20 mm, length 120 mm
Connecting cable	length = 1.2 meter, permanently fitted, with ALMEMO® D7 plug

### Variants

### Order no.

Digital probe for measuring conductivity, integrated temperature sensor, with permanently fitted cable with ALMEMO® D7 plug,  
**probe for laboratory applications**

**FYD741LFE01**

### Variants

### Order no.

Digital probe for measuring conductivity, integrated temperature sensor, with permanently fitted cable with ALMEMO® D7 plug,  
**probe for laboratory applications**

**FYD741LFE02**

Digital probe for measuring conductivity FYD 741 LFP



Probe for process applications

General description and common technical data see 2 pages earlier

Technical data FYD 741 LFP

Uses	Process applications	Accuracy	
Conductivity	10 µS/cm up to 200 mS/cm	Conductivity	±3 % of meas. value ±0.2 % of final value under nominal conditions
Temperature	0 to +70 °C	Temperature	±0.2 K under nominal conditions
Pressure	up to 16 bar under nominal conditions	Nominal conditions	+25 °C ±2 K
Process connection	Thread G ¾-inch Fitted length 145 mm	Minimum immersion depth	30 mm
Electrode type	4-contact graphite electrode electrically connected to the power supply (ALMEMO® device ground)	Electrode shaft	Material PVC-C diameter 20 mm, length 130 mm
Cell constant	approx. 0.5 cm <sup>-1</sup>	Connecting cable	length = 1.5 meters, permanently fitted, with ALMEMO® D7 plug
Temperature sensor	NTC 10 kilohms, integrated		

11/2025 • We reserve the right to make technical changes.

Variants

Digital probe for measuring conductivity, integrated temperature sensor, with process connection G ¾-inch, permanently fitted cable with ALMEMO® D7 plug, probe for process applications

Order no.

FYD741LFP



## Oxygen Sensor FYA64002



### Applications:

Determination of the conditions of life for fish and microorganisms in waters and fish tanks, biological treatment of municipal and industrial waste water, storage of organic liquids, examinations of drinking water, control of corrosion processes in heating system lines, examination of quality-keeping of beverages.

### Technical Data

Measuring ranges:		Temperature sensor:	NTC type N (10 k at 25 °C)
Temperature range:	–5.0 ... 50 °C	Accuracy of temp. measurement (at nominal conditions):	–20 ... 0 °C: ±0.4 K, 0 ... 70 °C: ±0.2 K
O <sub>2</sub> saturation:	0 ... 260 % saturation	Nominal conditions:	25 °C ±3K/1013mbar
O <sub>2</sub> concentration:	0.0 ... 40 mg/l (5 ... 40 °C)	Shaft material:	PVC, black
Measuring principle:	Clark	Membrane cap:	replaceable (spare)
Working electrode:	Pt cathode	Shaft length/shaft diameter:	145mm/12mm
Reference electrode:	Ag/AgCl counter electrode	Connecting cable:	1.5 m long with spray-coated ALMEMO® connector
Membrane:	PTFE	Polarisation voltage:	650 mV
Response time (t <sub>90</sub> %):	approx. 10–15 s	Service life (with one electrolyte filling):	several months
Zero current at 0 % saturation:	< 5 nA	Total service life (durability):	several years
Meas. current at 100 % saturation:	approx. 700 nA		
Accuracy, oxygen measurement:	< ± 1 % of measured value		
Velocity in blower stream:	approx. 10 cm/s		
Storage temperature:	–10 ... 50 °C		
Insertion depth:	40 mm		
Filling volume (electrolyte):	0.6 ml		

### Accessories

#### Order no.

Adjustment set consisting of:  
 25 g sodium sulphite in 20 ml PE bottle for preparation of the null solution,  
 vessel for adjustment of the saturation level  
 25 g sodium sulphite in 20 ml PE bottle  
 20 ml filling solution in PE bottle for O<sub>2</sub> probe  
 Spare membrane cap with protection (2 pieces)

**ZB9640AS**

**ZB9640NS**

**ZB9640NL**

**ZB9640EM**

### Type

#### Order no.

Oxygen sensor for O<sub>2</sub> measurements in liquids incl. connecting cable 1.5 m long with spray-coated ALMEMO® connector

**FYA64002**

# 16 Gas concentrations in the air

## Digital carbon dioxide sensor FYAD 00 CO2 with grip, integrated atmospheric pressure sensor for automatic atmospheric pressure compensation, and ALMEMO® D6 plug

### ALMEMO® D6



- Digital CO<sub>2</sub> sensor with integrated signal processor
- All sensor characteristics and adjustment data are stored in the CO<sub>2</sub> sensor itself.
- The unique automatic calibration procedure (without fresh air intake) automatically compensates any natural ageing effects.
- The sensor is very well protected against the effects of pollution by means of replaceable PTFE filter caps. Long-term stability is outstanding.
- Automatic atmospheric pressure compensation is provided for pressure-dependent CO<sub>2</sub> concentrations by means of a digital atmospheric pressure sensor integrated in the grip.
- The relevant ambient parameter, atmospheric pressure, is measured using the same sensor.
- Long-term measuring operations can be performed with an ALMEMO® data logger in sleep mode; this applies only to current device types with sleep delay (180 seconds).
- 2 primary measuring channels (real measurable variables) CO<sub>2</sub> concentration and atmospheric pressure
- Freely selectable measurable variables. Two measuring channels are programmed (at our factory). CO<sub>2</sub> concentration, average value (ppm), Atmospheric pressure (mbar, AP, p). Alternatively a further variable can be selected. CO<sub>2</sub> concentration, current value (ppm). The configuration is performed on the ALMEMO® V7 measuring instrument or directly on the PC using the USB adapter cable ZA1919AKUV (see chapter "ALMEMO® Network technology").

### General features and accessories, ALMEMO® D6 sensors:

see chapter ALMEMO® Measuring instruments

## Technical Data

Digital carbon dioxide (CO <sub>2</sub> ) sensor (including A/D converter)		Filter cap	PTFE Diameter 18 mm Length appr. 41 mm
Measuring principle	non-dispersive infrared (NDIR) technology	Sensor connector	Plug connection
Sensor	2-beam infrared measuring cell	Grip	with socket, integrated electronics
Measuring range		Dimensions	Diameter 20 mm Total length including the sensor 245 mm
FYAD00CO2B10	0 to 10,000 ppm	ALMEMO® connecting cable fitted cable, 2 meters With ALMEMO® D6 plug	
FYAD00CO2B05	0 to 5,000 ppm	<b>Digital atmospheric pressure sensor (integrated in grip)</b>	
Accuracy		Measuring range	700 to 1100 mbar
FYAD 00-CO2B10	±(100 ppm +5 % of measured value)	Accuracy	±2.5 mbar (at 23 °C ±5 K)
FYAD 00-CO2B05	±(50 ppm +3 % of measured value)	<b>ALMEMO® D6 plug</b>	
Nominal conditions	+25 °C, 1013 mbar	Refresh rate	1 second for all four channels
Temperature dependence	typical 2 ppm CO <sub>2</sub> / K in range 0 to +50 °C	Supply voltage	7.5 to 13 VDC
Response time t63	105 s for averaged output value, 60 s for instantaneous value	Current consumption	30 mA
Operative range	-40 to +60 °C / 0 to 95 % RH (non-condensing)		
Measuring interval	Moving average 165 seconds (= 11 current values of 15 sec.)		

### Type (including factory test certificate)

Digital CO<sub>2</sub> sensor with grip, fitted cable with ALMEMO® D6 plug, and integrated digital atmospheric pressure sensor

Measuring range 10 000 ppm

Measuring range 5 000 ppm

**FYAD00CO2B10**

ÖKD calibration KY96xx carbon dioxide concentration for digital sensor, see chapter „Calibration Certificates“

### Order no.


**FYAD00CO2B10**

**FYAD00CO2B05**

ÖKD calibration KY96xx, carbon dioxide concentration, for digital probe, see chapter „Calibration Certificates“.  
The ÖKD calibration fulfills the requirements of DIN EN ISO/IEC 17025 for test equipment.

# Gas concentrations in the air

**Digital carbon dioxide sensor FYAD 00-VCO2B200.**  
**Range up to 20 % CO<sub>2</sub>, with digital ALMEMO® plug.**  
**Integrated temperature and atmospheric pressure sensor for automatic compensation.**



- Digital carbon dioxide sensor for concentrations in the percentage range.
- Applications in biotechnology, e.g. in bio-incubators and in the food industry, e.g. in cold stores for the storage and transportation of fruit and vegetables.
- Robust housing for operation in a wide temperature and humidity range.
- Protection of the sensor against contamination with replaceable filter.
- All calibration and sensor data are stored in the carbon dioxide sensor.
- Temperature compensation of the sensor element with the built-in temperature sensor.
- The relevant ambient parameter air pressure is measured with the same sensor. Automatic air pressure compensation of the air pressure-dependent carbon dioxide concentration with digital air pressure sensor, built into the ALMEMO® connector.
- Long-term measurements with ALMEMO® data logger in continuous operation; no sleep mode possible.
- 4 measuring channels: Carbon dioxide concentration (compensated with the measured temperature and the measured air pressure), carbon dioxide concentration not compensated (for own compensation in the measuring software with external measured variables temperature and air pressure), temperature, air pressure.

## Technical Data

Digital carbon dioxide (CO <sub>2</sub> ) sensor (including A/D converter)		Operating conditions	-40 ... 60 °C, 500 ... 1100 mbar compensated (max. 1.5 bar), 0 to 95 % r.H., non-condensing
Measuring principle	non-dispersive infrared sensor (NDIR) based on silicon, measurement at two wavelengths (ratiometric)	Materials	
Measuring range	0 ... 20 % CO <sub>2</sub>	Sensor housing	PBT plastic
Accuracy	incl. non-linearity, repeatability	Filter	PTFE membrane, PBT plastic grid
at 5 % CO <sub>2</sub>	±0.1 % CO <sub>2</sub>	Dimensions	Diameter 25 mm
at 0 ... 8 % CO <sub>2</sub>	±0.2 % CO <sub>2</sub>		Total length of the sensor: 84 mm without plug
at 8 ... 20 % CO <sub>2</sub>	±0.4 % CO <sub>2</sub>	Sensor connection	Built-in connector, digital output
Nominal conditions	25 °C, 1013 mbar	Power supply	12 V DC, max. 0.5 W via ALMEMO® plug
Temperature dependence	Measuring range CO <sub>2</sub> compensated	ALMEMO® plug-in connection cable, 1.5 m cable, with digital ALMEMO® plug	
at 5 % CO <sub>2</sub>	±0.05 % CO <sub>2</sub> in range 0 ... 50 °C	<b>Digital atmospheric pressure sensor (integrated in ALMEMO® plug)</b>	
at 0 ... 20 % CO <sub>2</sub>	±0.045 % of meas. value / °C in range -40 ... 60 °C	Measuring range	700 ... 1100 mbar
Air pressure dependence	Measuring range CO <sub>2</sub> compensated	Accuracy	± 2.5 mbar (23 °C ± 5 K)
at 5 % CO <sub>2</sub>	±0.05 % CO <sub>2</sub> in range 700 ... 1100 mbar	<b>Digital ALMEMO® plug</b>	
at 0 ... 20 % CO <sub>2</sub>	±0.015 % of meas. value / mbar in range 500 ... 1100 mbar	Refresh rate	2 sec for all channels
Response time t90	< 1 min with standard filter	Supply voltage	12 V DC from the ALMEMO® device
Warm-up time	4 min after switching on for full accuracy	Current consumption	typ. 40 mA, starting current typ. 120 mA
Measuring interval	2 s (current value)		

### Type (including factory test certificate)

Digital carbon dioxide sensor up to 20 % CO<sub>2</sub>, integrated temperature sensor, plug connection, incl. ALMEMO® adapter cable with digital ALMEMO® plug, digital atmospheric pressure sensor integrated

### Order no.

**FYAD00VCO2B200**

Accredited calibration KY9621D, carbon dioxide concentration, for digital sensor FYAD00VCO2B200, see chapter „Calibration Certificates“. The accredited calibration meets all the requirements regarding test resources laid down in DIN EN ISO/IEC 17025.

# Gas concentrations in the air

## Carbon Monoxide Probe ADOS 592 TOX



- Applications: For measurement, control and warnings in garages, for monitoring the air quality with respect to the maximum allowable concentration at work places (MAC value, e.g. in laboratories and engine test benches)

! Operation with the device in SLEEP mode is not possible!

### Technical Data

Gas:	CO	Nominal conditions:	20 °C, 50 % r.H., 1013 mbar
Measuring principle:	electrochemical reaction	Operating conditions:	–10 to +40 °C, Sensor in range temperature compensated > 15 to 90 % r.H. non-condensing
Measuring range:	see types	Life span of the meas. cell:	approx. 2 years typical
Zero point error:	< 10 ppm CO	Output:	4 ... 20 mA on ALMEMO® connector
Gauge reading balance:	< 3 ppm CO	Supply voltage:	24 V via ALMEMO® connector
Error of meas. value:	±3 % of full scale value	Dimensions of meas. head:	Ø 80 mm, height 80 mm
Zero point drift:	< 2 % (1 year)	Weight:	600 g
Reproducibility:	< 2 % (1 year)	Connecting cable:	1.5 m, with ALMEMO® connector
Linearity:	< 2 % of full scale value		
Settling time $t_{90}$ :	< 60 s		
Transverse sensitivity:	< 2 % by integrated filter		

### Types (incl. factory test certificate)

### Order no.

Carbon monoxide sensor including connecting cable 1.5 m long for CO measurements in air  
range: 0 ... 150 ppm

FYA600COB1

range: 0 ... 300 ppm  
range: 0 ... 5000 ppm  
range: 0 ... 5 Vol.%

FYA600COB2  
FYA600COB3  
FYA600COB4

## Oxygen Probe FYA600O2



- Examples from the range of applications: Measurements in air conditioning systems, air purifiers, oxygen rectifiers, greenhouses and oxygen incubators.

! A correction value can be stored in the ALMEMO® connector plug to compensate for the natural ageing of the probes, so optimum output characteristics can be ensured for the whole operating life.

### Technical Data

Gas:	O <sub>2</sub>	Operating life:	2 years, if operated in 20.9 % O <sub>2</sub>
Measuring principle:	electrochemical cell	Nominal conditions:	20 °C, 50 % rH, 1013 mbar
Measuring range:	1 ... 100 % O <sub>2</sub> , linear	Temperature range:	–20 to +50 °C
Accuracy:	1 % O <sub>2</sub>	Temperature compensation:	effective in range –10 to +40 °C
Resolution:	0.01 % O <sub>2</sub>	Pressure range:	atm. pressure ±10 %
Response time:	< 40 s	Relative humidity:	0 to 99 % non-condensing
Signal drift:	< 2 % signal/month (typ. < 5 % over operating life)	Connecting cable:	adapter cable 1.5 m long
Offset voltage at 20 °C:	< 20 mV	Dimensions:	H 43 mm x Ø 29.3 mm

### Types

### Order no.

Oxygen sensor including connecting cable 1.5 m long for O<sub>2</sub> measurements in air

FYA600O2

### For Reordering:

Oxygen sensor  
ALMEMO® connecting cable

FY9600O2  
ZA9600AKO2

## Gas probe for various gases ADOS 592 TOX



- Range:  
Measurement of gas concentration in air
- Multiple ranges / Model variants

! Operation with the device in SLEEP mode is not possible!

### Technical Data

Gas:	see model variants	Operating conditions:	-10 to +40 °C, Sensor in range temperature compensated > 15 to 90 % r.H. non-condensing
Measuring principle:	electrochemical reaction	Life span of the meas. cell:	approx. 2 years typical
Measuring range:	see model variants	Output:	4 ... 20 mA on ALMEMO® connector
Error of meas. value:	±3 % of full scale value	Supply voltage:	24 V via ALMEMO® connector
Zero point drift:	< 2 % (1 year)	Dimensions of meas. head:	Ø 80 mm, height 80 mm
Reproducibility:	< 2 % (1 year)	Weight:	600 g
Linearity:	< 2 % of full scale value	Connecting cable:	1.5 m, with ALMEMO® connector
Settling time $t_{90}$ :	< 60 s		
Transverse sensitivity:	< 2 % by integrated filter		
Nominal conditions:	20 °C, 50 % r.H., 1013 mbar		

### Model variants (including factory test certificate)

### Order no.

Gas probe, including connecting cable, 1.5 meters, for measuring gas in air

#### Ammonia $\text{NH}_3$

Range: 0 ... 250 ppm

FYA600ANH3

#### Nitrogen dioxide $\text{NO}_2$

Range: 0 ... 30 ppm

FYA600ANO2

#### Nitrogen oxide $\text{NO}$

Range: 0 ... 50 ppm

FYA600ANO

#### Chlorine gas $\text{Cl}_2$

Range: 0 ... 50 ppm

FYA600ACL2

#### Sulfur dioxide $\text{SO}_2$

Range: 0 ... 20 ppm

FYA600ASO2B1

Range: 0 ... 50 ppm

FYA600ASO2B2

Range: 0 ... 250 ppm

FYA600ASO2B3

#### Hydrogen sulfide $\text{H}_2\text{S}$

Range: 0 ... 50 ppm

FYA600AH2SB2

Range: 0 ... 250 ppm

FYA600AH2SB3

#### Ethylene oxide $\text{C}_2\text{H}_4\text{O}$

Range: 0 ... 20 ppm

FYA600AC2H4OB1

Range: 0 ... 50 ppm

FYA600AC2H4OB2

Range: 0 ... 100 ppm

FYA600AC2H4OB4

# 17 Calibration certificates

11/2025 • We reserve the right to make technical changes.

## Simulator KA 7531-1



**Simulator  
for Pt100, thermocouples,  
mV, V, mA, Hz  
Option PC interface**

### Technical features

- Universal manual simulator for simulating temperature sensors and process variables when testing measuring instruments, regulators, and other equipment
- Pt100 simulation with 5 fixed resistors in 4-conductor technology. Voltage and thermocouples simulation with 15-bit D/A converter. Current simulation with 15-bit D/A converter. Frequency and pulse generator with quartz-crystal oscillator. Continuity check with settable threshold
- All signals are available at the same time.
- Signals can be set either manually or automatically, in step or ramp form.
- All signals and all the programming can be shown on the illuminated graphics display.
- Connection of peripherals via ALMEMO® clamp connectors, cable with anti-kink protective sleeve and strain relief
- Power supply via battery or mains unit
- Modern, compact housing - also suitable for DIN top-hat rail mounting
- Option of PC-controlled operation via all ALMEMO® data cables.

### Technical data

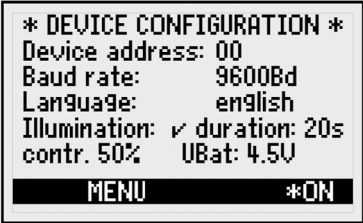
Signal Pt100	5 discrete resistance values in 4-conductor technology 0 / 50 / 100 / 200 / 300 °C	signal frequency	1..4000 Hz, 0.01..10.00 kHz, 0.1..40.0 kHz, 1..100 kHz
Accuracy	±0.1 °C	Pulse width	1 to 99 %
Temperature drift	0.01 °C / K	Accuracy	corresponds to the resolution
Signal voltage	15-bit DAC electr. isolated	Pulse range	
-10 to +60.000 mV	load > 1 MΩ	Period	2 μs...99.999 ms, 2 ms...99.999 s
-3 to 10.000 V	load > 100 kΩ	Pulse	1 μs...99.998 ms, 1 ms...99.998 s
Accuracy	± 0.05 % of measured value ± 0.05 % of final value	Accuracy	0.01 %
Temperature drift	20 ppm / K	Continuity	current approx. 1 mA
Time constant	100 μs	Threshold	0 to 1000 mV
Thermocouples	type K, N, T, J (ITS90) resolution: 0.1 K type S, R, B (ITS90) resolution: 1 K	Power supply	10..12 V DC
Accuracy	± 0.05 % of measured value ± 0.05 % final value	Battery	3 Mignon Alkaline
CJ - temperature	-30..100 °C	Current consumption	(Battery): approx. 30 mA
Signal current	15-bit DAC electr. isolated	Voltage and Current output	approx. 80 mA + 4 x IOUT,
0 to 20.0 mA	load < 500 Ω	with illumination	approx. 40 mA additional
Accuracy	± 0.05 % of measured value ± 0.05 % of final value	Display	graphics 128 x 64 (55 x 30 mm)
Temperature drift	20 ppm / K	Illumination	2 white LEDs
Time constant	100 μs	Keypad	7 silicone keys (4 soft-keys)
		Housing	(LxWxH) 127 x 83 x 42 mm ABS (-10 to +70 °C), 290 g
		Operating range	
		Operating temperature	-10 ... +50 °C
		(Storage temperature	-20 ... +60 °C)
		Ambient humidity	10 ... 90 % rH (non-condensing)



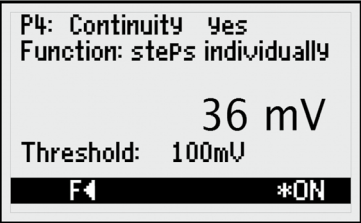
Displays (examples)



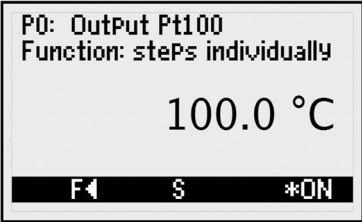
Main menu



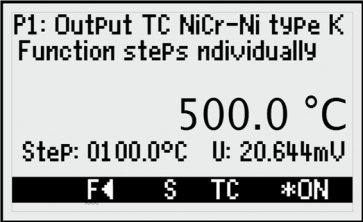
Device configuration



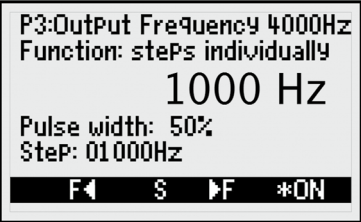
Continuity tester



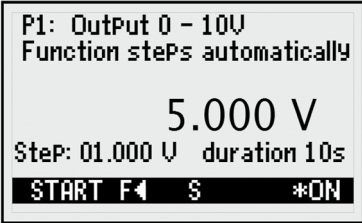
Pt100 resistance values



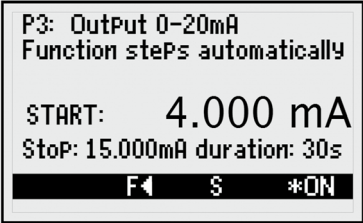
NiCr-Ni step generator



Frequency pulse generator



0 to 10 V step generator



0 to 20 mA ramp generator

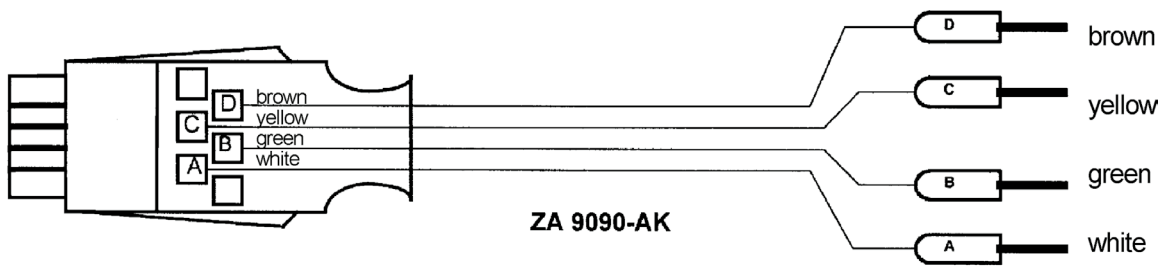
Accessories	Order no.
ALMEMO® clamp connector (for Pt100 or universal use)	ZA1000TS
ALMEMO® connecting cable with 2 banana plugs and 2 test probes	ZA1000TK
Mains adapter 12 V / 1.5 A	ZA1312NA12
USB data cable, electrically isolated	ZA1919DKU
V24 data cable, electrically isolated	ZA1909DK5
Fixture for top-hat rail mounting	ZB2490HS
Rubber guard, gray	ZB2490GS2

Options	Order no.
<b>DAkkS accredited calibration certificate for Simulator KA7531:</b>	
DAkkS accredited calibration fulfills the requirements of DIN EN ISO/IEC 17025 for test equipment (e.g. for monitoring production processes or quality assurance of products). Calibration is carried out by a DAkkS accredited laboratory using the comparison method against reference standards that are traceable to national standards.	
Calibration in 6 measuring ranges: Pt100 (5 points) and (3 points each) voltage 10 V, voltage 50 mV, current 20 mA, thermocouple type K, frequency Hz, package offer	
	KE9006D
<b>Factory calibration certificate for Simulator KA7531:</b>	
Electrical Calibration according to the comparison method compared reference standards that are traceable to national standards.	
Calibration in 6 ranges: Pt100 (5 points), and (3 points each) voltage 10 V, voltage 50 mV, current 20 mA, thermocouple type K, frequency Hz	
Package Offer	KE9006W
Addressable PC interface	OA7531I

Included as standard	Order no.
Simulator, 5 sockets for Pt100, thermocouples or -4 to 10 V, 0 to 20 mA, frequency, continuity tester, Graphics display and keypad, sockets DC, A1, batteries, including manufacturer's test certificate, 1 ALMEMO® clamp connector (for Pt100) and ALMEMO® connecting cable with 2 banana plugs and 2 test probes	KA7531I

# Test instrument

## Adjustment Set for ALMEMO® Devices



Type	Order no.
<b>Adjustment Set for ALMEMO® Devices</b> Input connector with 1.5 m cable and 4 banana plugs (for connection to the calibrator of the customer) including ALMEMO® Adjustment instructions	<b>ZA9090AKA</b>

## Temperature

Calibration certificate for temperature measuring chains consisting of a contact temperature sensor and an instrument (also individual sensors). The calibration of the sensors or sensor + measuring instrument (measuring chain) is performed in a liquid bath, in a dry-well calibrator or in a climatic chamber.

### DAkkS accredited Calibration Certificate

**Order no.**

DAkkS accredited calibration meets all the requirements regarding test resources laid down in DIN EN ISO/IEC 17025 (inter alia for the monitoring of production processes and the quality assurance applied to products).

Calibration is performed by a DAkkS accredited laboratory which compares measured values against reference values based on national standards.

Package offer (basic rate + 3 points 0 °C, 50 °C, 100 °C)

**KT9021D**

**Measuring points, freely selectable: At least two calibration points are required for calibration**

Basic fee

**KT9001D**

Measuring point fee per sensor, one measuring point, temperature range up -100 to +1200 °C

**KT9011D**

Measuring point fee per sensor, one measuring point -196 °C

**KT9012D**

### Factory Calibration Certificate

Calibration compares measured values against reference values based on national standards.

Package offer (basic rate + 3 points 0 °C, 50 °C, 100 °C)

**KT9021W**

**Measuring points, freely selectable: At least two calibration points are required for calibration**

Basic fee

**KT9001W**

Measuring point fee per sensor, one measuring point, temperature range up -100 to +1200 °C

**KT9011W**

Measuring point fee per sensor, one measuring point -196 °C

**KT9012W**

### Correction / adjustment of temperature sensors during first calibration

To increase the accuracy, an adjustment of the probe is carried out during the initial calibration of a temperature probe. The correction values for zero point and slope are stored in the probe connector. The specified measured values in the certificate correspond to the corrected values. The correction can be performed as DAkkS accredited calibrations and factory calibrations.

## Calibration certificate - temperature - sensor deviation reduced to zero

### Multi-point adjustment for ALMEMO® measuring chains

**Order no.**

(preferably using Pt100 and NTC sensors)

For the measurable variable temperature, for calibration packages and for single points (at least 2 temperature points, temperature point 0 °C obligatory), additional charge per sensor for factory calibration / DAkkS accredited calibration (German calibration service)

**KT9001DW**

Calibration and adjustment of the ALMEMO® measuring chain are performed for the whole of the sensors measuring range at the points in the calibration package.

Calibration and adjustment of the ALMEMO® measuring chain (preferable using Pt100 and NTC sensors) are performed on the selected temperature points (temperature point 0 °C obligatory). Outside the calibrated range (below the lowest and above the highest calibration points) linear interpolation is performed up to the limits of the device's measuring range (e.g. Pt100 0.01 K from -200 to +400 °C).

During the calibration of the ALMEMO® measuring system, the sensor deviation is determined in every calibration point and then saved as correction value for that calibration point to the patented ALMEMO® plug. The measured values for such multi-point adjusted sensors are then listed in the calibration certificate. This means that the identified sensor deviations are close to zero.

With thermocouples, as is generally the case, the indicated (adjusted) values in the calibration certificate are only valid if the device is in a stationary, thermally steady-state condition.

Only for device types ALMEMO® 2450 (not -L), 2490 (not -L), 2470, 2590-2/-3S/-4S/-2A/-4AS, 2690, 2890, 4390, 8590, 8690, 5690, 5790, ALMEMO® V7-Measuring instruments und ALMEMO® X6-Reference measuring instrument.

These device types as of serial number H0802xxxx incorporate this function as standard; for device types of serial number H0801 and below a device firmware update is possible (noted at incoming inspection as part of the calibration service).

**OA0006U**

### Advisory note:

On temperature sensors with special linearization or special measuring ranges saved to the ALMEMO® connector (e.g. ALMEMO® connector ZA9040SS3 NTC 0.001 K or ALMEMO® connectors with KTY84, YSI400, or customized NTC) multi-point adjustment is not possible.

# Calibration certificates

## Infrared Temperature Measurement

Calibration certificate for temperature measuring chains consisting of an IR temperature sensor and an instrument (also individual sensors).

### DAkkS accredited Calibration Certificate

DAkkS accredited calibration meets all the requirements regarding test resources laid down in DIN EN ISO/IEC 17025 (inter alia for the monitoring of production processes and the quality assurance applied to products). Calibration is performed by a DAkkS accredited laboratory which compares measured values against reference values based on national standards.

For IR transmitters MR7834, MR7838, MR7842, MR78434, ALMEMO® IR sensor FIAD43  
On request!

### Factory Calibration Certificate

Calibration compares measured values against reference values based on national standards.  
For IR transmitters MR7834, MR7838, MR7842, MR7843, ALMEMO® IR sensors FIA844, FIAD43  
On request!

11/2025 • We reserve the right to make technical changes.

## Calibration certificates for meteorological transducers FMD7 60

### DAkkS accredited calibration certificate

### Order no.

The DAkkS accredited calibration meets the requirements of DIN EN ISO/IEC 17025 for test equipment (i.a. for monitoring production processes or qualification assurance of products). Calibration is performed by a DAkkS accredited laboratory which compares measured values against reference values based on national standards.

Temperature and Relative Air Humidity (description, see further below)	<b>KH9046D</b>
Absolute pressure (description, see further below)	<b>KD9214D</b>
Wind velocity (also for FMD7 20)	
Package offer (calibration in the range 4 to 16 m/s for a wind direction of approx. 0 °)	<b>KV9225D</b>
Wind direction (also for FMD7 20)	
Package offer (calibration in the range 5 ° to 355 ° for a wind velocity of approx. 10 m/s)	<b>KV9324D</b>

### Factory Calibration Certificate

Calibration compares measured values against reference values based on national standards.	
Absolute pressure (description, see further below)	<b>KD9213W</b>
Wind velocity and wind direction (also for FMD7 20)	
Package offer (calibration in the range 2 to 50 m/s. For wind velocities in the range of 2 to 50 m/s the deviations of the wind velocity and the wind direction are calculated from the root-mean-square of the measured values taken from different directions.)	<b>KV9425W</b>

## Relative Air Humidity for capacitive humidity sensors / psychrometer

Calibration certificate for humidity measuring chains consisting of capacitive humidity sensor / psychrometer and measuring instrument.

### DAkkS accredited Calibration Certificate

**Order no.**

The DAkkS accredited calibration meets the requirements of DIN EN ISO/IEC 17025 for test equipment (i.a. for monitoring production processes or qualification assurance of products).

Calibration is performed by a DAkkS accredited laboratory which compares measured values against reference values based on national standards.

Calibration is performed in a humidity generator / climate chamber at an ambient temperature of approx. 25 °C.

Package offer (Basic rate + 3 humidity points 20 % / 53 % / 75 % r.H. + 1 temperature point at approx. 25 °C) **KH9046D**

Package offer (Basic rate + 2 humidity points 30 % / 75 % r.H. + 1 temperature point at approx. 25 °C) **KH9146D**

## Relative air humidity at temperatures up to +95 °C

### DAkkS accredited calibration certificate for temperatures up to +95 °C

**Order no.**

DAkkS accredited calibration meets all the requirements regarding test resources laid down in DIN EN ISO/IEC 17025 (inter alia for the monitoring of production processes and the quality assurance applied to products).

For capacitive humidity sensors and psychrometers. Calibration is performed by a DAkkS accredited laboratory which compares measured values against reference values based on national standards. Calibration is performed in a humidity generator / climate chamber.

**Measuring points, freely selectable: At least two calibration points are required for calibration**

Basic rate **KH9166D**

Points rate per sensor for 1 climate point

Temperature in the range +10 to +95 °C and humidity in the range 10 % to 95 % RH **KH9166DP**

Temperature in the range +10 to +95 °C and humidity in the range >95 to 98 % RH **KH9166DP2**

Measuring points rate per sensor for 1 temperature point:

Temperature in the range -30 to +150 °C. **KH9166DT**

## Dew point

Test certificate - for dewpoint sensor only FHAD 46-DTC2.

### Test Certificate

**Order no.**

Test according to the comparative method at an ambient temperature of approx. 25 °C.

basic rate + 1 dew point in the range -80 to +20 °C dew point **KH9316W**

Supplement for KH9316W

1 additional dew point in the range -80 to +20 °C dew point **KH9316WP**

# Calibration certificates

## Pressure

Calibration according to DIN 16005/16086.

This calibration can be performed in 5 or 10 measuring points with pressure transducers or transducer + measuring instrument (measuring chain): to 400 bar, medium: gas to 700 bar, medium: oil

### DAkkS accredited Calibration Certificate

### Order no.

DAkkS accredited calibration meets all the requirements regarding test resources laid down in DIN EN ISO/IEC 17025 (inter alia for the monitoring of production processes and the quality assurance applied to products).

Calibration is performed by a DAkkS accredited laboratory which compares measured values against reference values based on national standards.

Positive overpressure in the range 0 to 700 bar, 10 points (Procedure B according to DKD-R 6-1)

**KD9012D**

Positive and negative overpressure for pressure sensors in the range -1 to 700 bar, 10 points (Procedure B according to DKD-R 6-1)

**KD9014D**

Absolute pressure in the range from 0.03 bar to 700 bar, 10 points (Procedure B according to DKD-R 6-1)

**KD9112D**

### Factory Calibration Certificate

Calibration compares measured values against reference values based on national standards.

Positive overpressure in the range 0 to 700 bar, 10 points (Procedure C according to DKD-R 6-1)

**KD9012W**

Positive overpressure in the range 0 to 700 bar, 5 points (Procedure C according to DKD-R 6-1)

**KD9013W**

Positive and negative overpressure for pressure sensors in the range -1 to 700 bar, 10 points (Procedure C according to DKD-R 6-1)

**KD9014W**

Absolute pressure in the range from 0.03 bar to 700 bar, 10 points (Procedure C according to DKD-R 6-1)

**KD9113W**

Absolute pressure in the range from 0.03 bar to 700 bar, 5 points (Procedure C according to DKD-R 6-1)

**KD9112W**

## Calibration certificate - pressure - sensor deviation reduced to zero

### Multi-point adjustment for ALMEMO® measuring chains

### Order no.

For the measurable variable pressure, for calibration packages, additional charge per sensor for factory calibration / DAkkS accredited calibration

**KD9001DW**

For the ALMEMO® measuring chain, calibration and adjustment are carried out in the entire measuring range of the sensor at the points of the calibration package.

During the calibration of the ALMEMO® measuring system, the sensor deviation is determined in every calibration point and then saved as correction value for that calibration point to the ALMEMO® plug. The measured values for such multi-point adjusted sensors are then listed in the calibration certificate. This means that the identified sensor deviations are close to zero.

Only for device types ALMEMO® 2450 (not -L), 2490 (not -L), 2470, 2590-2/-3S/-4S/-2A/-4AS, 2690, 2890, 4390, 8590, 8690, 5690, 5790, ALMEMO® V7 measuring instruments and ALMEMO® X6 reference measuring instrument.

These device types as of serial number H0802xxxx incorporate this function as standard; for device types of serial number H0801 and below, a device firmware update is possible (noted at incoming inspection as part of the calibration service).

**OA0006U**

## Absolute pressure for digital atmospheric pressure sensor Integrated in the ALMEMO® device or in the ALMEMO® D6 plug

Calibration certificate for barometric pressure sensors

### DAkkS accredited Calibration Certificate

### Order no.

DAkkS accredited calibration meets all the requirements regarding test resources laid down in DIN EN ISO/IEC 17025 (inter alia for the monitoring of production processes and the quality assurance applied to products).

Calibration is performed by a DAkkS accredited laboratory which compares measured values against reference values based on national standards.

Absolute pressure 5 points in the range 700 to 1100 mbar (Procedure C according to DKD-R 6-1)

**KD9213D**

Absolute pressure 10 points in the range 700 to 1100 mbar (Procedure B according to DKD-R 6-1)

**KD9214D**

### Factory Calibration Certificate

Calibration compares measured values against reference values based on national standards.

Absolute pressure 5 points in the range 700 to 1100 mbar (Procedure C according to DKD-R 6-1)

**KD9213W**

Absolute pressure 10 points in the range 700 to 1100 mbar (Procedure B according to DKD-R 6-1)

**KD9214W**



## Air Flow

Calibration certificate for rotating vanes, Pitot tubes and thermoanemometers.

### DAkkS accredited Calibration Certificate

**Order no.**

DAkkS accredited calibration meets all the requirements regarding test resources laid down in DIN EN ISO/IEC 17025 (inter alia for the monitoring of production processes and the quality assurance applied to products).

Calibration is performed in a wind tunnel based on measurement comparison against a laser Doppler anemometer by a DAkkS accredited laboratory.

Package offer (Basic rate + 5 points in the range 0.2 m/s to 65 m/s)

**KV9075D**

Supplement to KV9075D: 1 additional measuring point

**KV9075DP**

### Factory Calibration Certificate

Calibration is performed in a wind tunnel based on measurement comparison against a laser Doppler anemometer.

Package offer (basic rate + 3 points 0.5 m/s / 5 m/s / 10 m/s)

**KV9025W**

Package offer (basic rate + 3 points 5 m/s / 10 m/s / 19 m/s)

**KV9035W**

Package offer (basic rate + 3 points 7 m/s / 20 m/s / 30 m/s)

**KV9045W**

Package offer (basic rate + 3 points 0.5 m/s / 1 m/s / 1.75 m/s)

**KV9055W**

Package offer (basic rate + 3 points 0.5 m/s / 0.8 m/s / 1 m/s)

**KV9065W**

### Measuring points, freely selectable

Basic rate

**KV9005W**

Per measuring point and sensor Meas. range 0.2 m/s to 65 m/s.

**KV9015W**

## Flow measurement in liquids

Calibration certificate for turbine flow meters or flow sensors

### DAkkS accredited Calibration Certificate

**Order no.**

DAkkS accredited calibration meets all the requirements regarding test resources laid down in DIN EN ISO/IEC 17025 (inter alia for the monitoring of production processes and the quality assurance applied to products).

Calibration is performed by a DAkkS accredited laboratory which compares measured values against reference values based on national standards.

Calibration of the volume flow rate in l/min (up to maximum 200 l/min) in the flow test bench.

Measuring medium: Water

Calibration at 5 measuring points, logarithmically distributed within the measuring range of the sensor.

For recalibration:

Calibration of the current state. Package offer

**KV9145D**

Linked to the new delivery of the flowmeter for liquids:

Determination of the K factor, programming of the ALMEMO® plug, calibration of the original state.

Package offer

**KV9145DE**

## Gas Concentration

Calibration certificate for CO<sub>2</sub>

### Accredited calibration certificate

**Order no.**

Accredited calibration meets all the requirements regarding test resources laid down in DIN EN ISO/IEC 17025 (inter alia for the monitoring of production processes and the quality assurance applied to products).

Calibration is performed by an accredited calibration laboratory which compares measured values against reference values based on national standards.

#### For CO<sub>2</sub> sensor FYAD00CO2Bx

Package offer for CO<sub>2</sub> probe FYAD00CO2B10 (3 measuring points at approx. 1000 / 4000 / 7000 ppm)

**KY9626D**

Package offer for CO<sub>2</sub> probe FYAD00CO2B05 (3 measuring points at approx. 500 / 2500 / 4500 ppm)

**KY9627D**

#### For CO<sub>2</sub> sensor FYAD00VCO2B200

Calibration is performed by an accredited calibration laboratory which compares measured values against reference values based on national standards.

Package offer for CO<sub>2</sub> sensor FYAD00VCO2B200 (3 measuring points at approx. 0.5 % / 5 % / 20 % CO<sub>2</sub>)

**KY9621D**

# Calibration certificates

## Conductivity

Calibration certificate for conductivity measuring chains.

### DAkkS accredited Calibration Certificate

Order no.

The DAkkS accredited calibration fulfills the requirements of DIN EN ISO/IEC 17025 for test equipment (e.g. for monitoring production processes or quality assurance of products).

The calibration is carried out by a DAkkS accredited laboratory according to the comparison method against reference standards that are traceable to national standards.

Package offer for conductivity probe FYA641LF /LFP1  
(Basic rate + 3 points 0.5 mS / 2.77 mS / 10 mS)

KY9047D

Package offer for conductivity probe FYA641LF2 /LFP2  
(Basic rate + 3 points 10 µS / 147 µS / 190 µS)

KY9048D

Package offer for conductivity probe FYA641LF3 /LFP3  
(Basic rate + 3 points 5 mS / 50 mS / 111.8 mS)

KY9049D

Package offer for digital conductivity probe FYD7 41-LF (ALMEMO® D7) (Basic fee + 3 selectable points in 1 selected ALMEMO® D7 measuring range: 500 µS/cm or 50 mS/cm or 500 mS/cm)

KY9043D

## Measurable Variables for Optical Radiation

Calibration certificate for broad-band light detectors

### Factory Calibration Certificate

Order no.

Single point calibration of absolute size  
(ONLY for probes FLA603x, FLA613RD/UV/VL)

KL9033W

Calibration of absolute variable in 3 points (zero point and 2 points, sensor dependent)  
(ONLY for probes FLA613x, FLA623x, FLA633x, FLADx, FLD7x)

KL9034W

## Optical Speed Sensors

Calibration certificate for contactless tachometers.

### DAkkS accredited Calibration Certificate

Order no.

DAkkS accredited calibration meets all the requirements regarding test resources laid down in DIN EN ISO/IEC 17025 (inter alia for the monitoring of production processes and the quality assurance applied to products).

Calibration is performed by a DAkkS accredited laboratory which compares measured values against reference values based on national standards.

Calibration of the optical transducer at 8 measuring points  
(not applicable for the tachometer probe FUA919-MF)

KU9029D

### Factory Calibration Certificate

Calibration compares measured values against reference values based on national standards.

Calibration of the optical transducer at 8 measuring points  
(not applicable for the tachometer probe FUA919-MF)

KU9029W

## Force

Calibration for tension and compression sensors

### Factory calibration certificate

Order no.

Calibration is performed based on the measurement comparison method for Ahlborn force transducers;

4 series of measuring operations upwards and 2 series downwards

3 steps (0 %, 20 %, 60 %, 100 % of final value) Tension or compression (indicate direction), up to 1 kN

KK9021W

3 steps (0 %, 20 %, 60 %, 100 % of final value) Tension or compression (indicate direction), up to 10 kN

KK9031W

3 steps (0 %, 20 %, 60 %, 100 % of final value) Tension or compression (indicate direction), up to 100 kN

KK9041W

3 steps (0 %, 20 %, 60 %, 100 % of final value) Tension or compression (indicate direction), up to 1000 kN

KK9051W

## Electrical Calibration for all ALMEMO® measuring instruments with interface

### DAkkS accredited calibration certificate

Order no.

DAkkS accredited calibration meets all the requirements regarding test resources laid down in DIN EN ISO/IEC 17025 (inter alia for the monitoring of production processes and the quality assurance applied to products).

Calibration is performed by a DAkkS accredited laboratory which compares measured values against reference values based on national standards.

Full calibration of ALMEMO® device in 9 measuring ranges

2.6 V (volt), 55 mV (mV), 26 mV (mV1), 260 mV (mV2), NiCr-Ni (NiCr), Pt100 0.1 K (P104), Pt100 0.01 K (P204), NTC type N (NTC), relative humidity, capacitive (% RH)

Package offer

KE9005D

### Factory calibration certificate

Calibration compares measured values against reference values based on national standards.

Full calibration of ALMEMO® device in 9 measuring ranges

2.6 V (volt), 55 mV (mV), 26 mV (mV1), 260 mV (mV2), NiCr-Ni (NiCr), Pt100 0.1 K (P104), Pt100 0.01 K (P204), NTC type N (NTC), relative humidity, capacitive (% RH)

Package offer

KE9005W

## Electrical Calibration of Measuring and Indicating Devices

Calibration certificate for all ALMEMO® devices

### DAkkS accredited Calibration Certificate

Order no.

DAkkS accredited calibration meets all the requirements regarding test resources laid down in DIN EN ISO/IEC 17025 (inter alia for the monitoring of production processes and the quality assurance applied to products).

Calibration is performed by a DAkkS accredited laboratory which compares measured values against reference values based on national standards.

The calibration is performed at approx. 10 measuring points.

Calibration for one measuring range

KE9010D

Each further measuring range

KE9020D

Calibration for 1 digital ALMEMO® measuring module ZA990xABx, ZAD90xABx, ZED7xxABx: AC/DC voltage

up to 400 V (50 Hz) or AC/DC current up to 20 A (50 Hz) (NOT power in W) or

for 1 ALMEMO® adapter cable ZA9603AKx AC voltage or measuring chain or

for 1 FEA 60x AC/DC current clamp

up to 10 A (50 Hz) Package offer, approx. 10 points

KE9030D

### Factory Calibration Certificate

Calibration compares measured values against reference values based on national standards.

The calibration is performed at approx. 10 measuring points.

Calibration for one measuring range

KE9010W

Each further measuring range

KE9020W

Calibration for 1 digital ALMEMO® measuring module ZA990xABx, ZAD90xABx, ZED7xxABx: AC/DC voltage

up to 400 V (50 Hz) or AC/DC current up to 20 A (50 Hz) (NOT power in W) or

for 1 ALMEMO® adapter cable ZA9603AKx AC voltage or measuring chain or

for 1 FEA 60x AC/DC current clamp

up to 10 A (50 Hz) Package offer, approx. 10 points

KE9030W

## This image shows a single sheet of white paper with horizontal ruling lines. The lines are evenly spaced and run across the width of the page. There are no margins, text, or other markings on the paper.









## This image shows a single sheet of white paper with horizontal ruling lines. The lines are evenly spaced and run across the width of the page. There are no margins, text, or other markings on the paper.



## This image shows a single sheet of white paper with horizontal ruling lines. The lines are evenly spaced and run across the width of the page. There are no margins, text, or other markings on the paper.



## This image shows a single sheet of white paper with horizontal ruling lines. The lines are evenly spaced and run across the width of the page. There are no margins, text, or other markings on the paper.







# Ahlborn Mess- und Regelungstechnik GmbH

## Catalog published by:

AHLBORN Mess- und Regelungstechnik GmbH

### Headquarters:

Ahlborn Mess- und Regelungstechnik GmbH  
Eichenfeldstraße 1  
83607 Holzkirchen  
Germany

Tel.: +49-8024-3007-0

Fax: +49-8024-300710

Internet: <https://www.ahlborn.com>

E-Mail: [amr@ahlborn.com](mailto:amr@ahlborn.com)

### Production and development:

Ahlborn Mess- und Regelungstechnik GmbH  
Bahndamm 17  
98693 Ilmenau  
Germany



Your contact person:



Ahlborn Mess- und Regelungstechnik GmbH • Eichenfeldstraße 1 • 83607 Holzkirchen • Germany  
Tel.: +49 8024 3007-0 • Fax: +49 8024 3007-10 • E-Mail: [amr@ahlborn.com](mailto:amr@ahlborn.com) • Internet: [www.ahlborn.com](http://www.ahlborn.com)